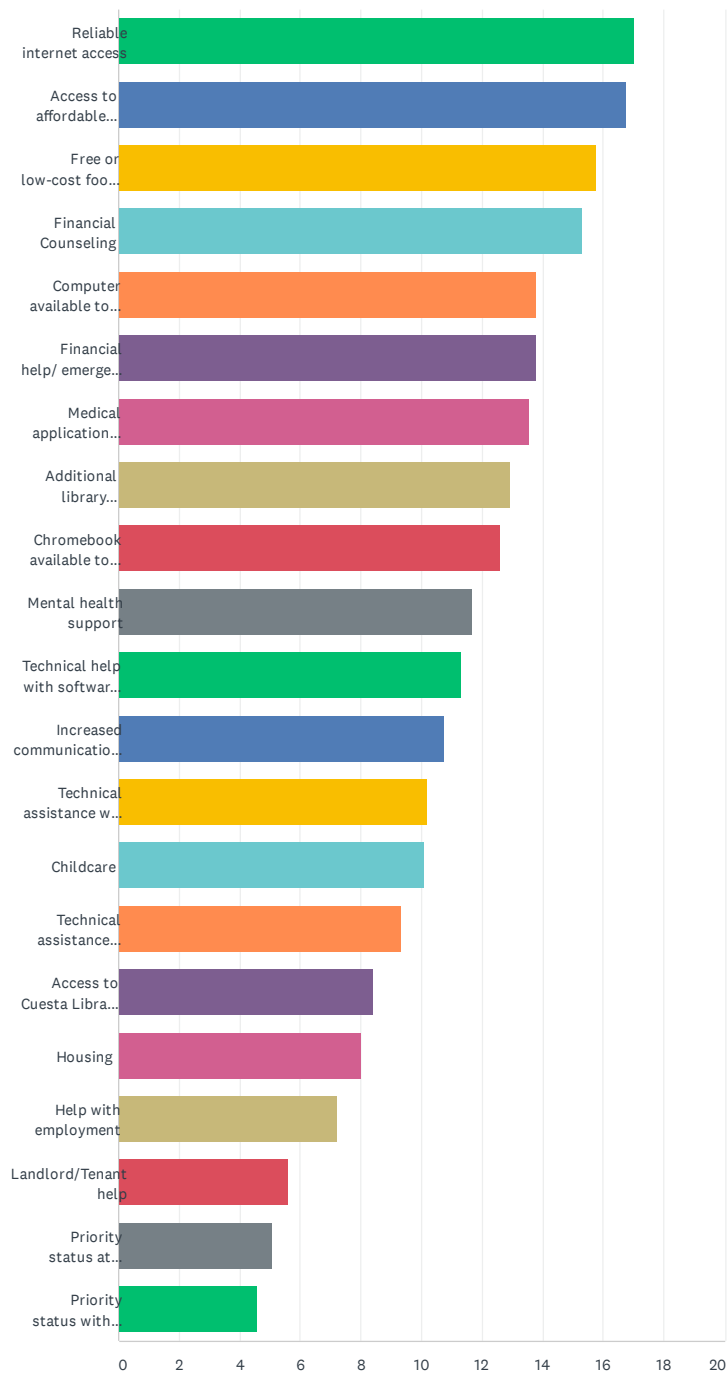


Q1 Please rank (in order of importance) which additional resources Cuesta College could provide to support you to successfully complete your courses.

Answered: 495 Skipped: 5

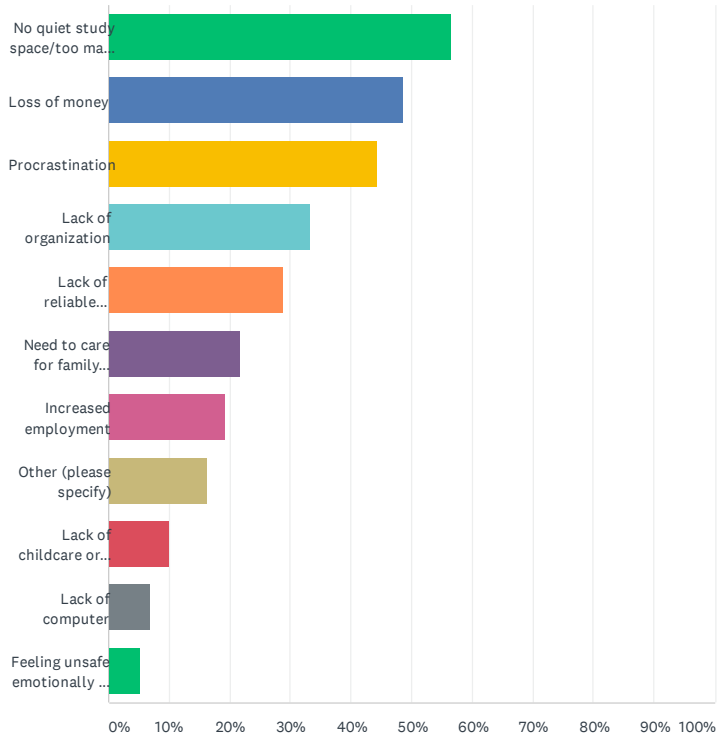


Cougar Voices: Cuesta College Covid-19 Basic Needs Survey

	1	2	3	4	5	6	7	8	9	10	11	12	13	14
Reliable internet access	16.56% 77	15.91% 74	15.05% 70	13.12% 61	7.96% 37	7.53% 35	3.87% 18	3.66% 17	2.80% 13	2.80% 13	2.15% 10	1.51% 7	1.29% 6	1.7
Access to affordable textbooks	14.84% 69	16.34% 76	13.33% 62	7.10% 33	6.24% 29	7.10% 33	8.60% 40	10.75% 50	5.59% 26	1.72% 8	2.15% 10	0.65% 3	0.43% 2	0.8
Free or low-cost food availability	14.73% 67	16.48% 75	9.89% 45	9.67% 44	8.57% 39	4.62% 21	5.05% 23	2.86% 13	4.84% 22	3.08% 14	2.86% 13	3.08% 14	2.20% 10	1.9
Financial Counseling	6.04% 27	9.62% 43	12.53% 56	14.32% 64	9.17% 41	9.84% 44	6.26% 28	4.70% 21	3.36% 15	3.13% 14	4.70% 21	2.68% 12	1.79% 8	2.2
Computer available to borrow	3.29% 15	3.73% 17	6.80% 31	8.55% 39	10.75% 49	9.87% 45	10.09% 46	8.55% 39	5.70% 26	5.70% 26	3.95% 18	4.39% 20	4.61% 21	2.4
Financial help/emergency funds	19.79% 94	7.16% 34	5.05% 24	4.21% 20	4.21% 20	2.95% 14	2.11% 10	3.37% 16	4.00% 19	3.79% 18	4.21% 20	5.05% 24	13.68% 65	8.6
Medical application assistance	1.32% 6	3.31% 15	5.96% 27	10.60% 48	13.25% 60	10.60% 48	9.49% 43	6.62% 30	5.74% 26	5.52% 25	2.87% 13	2.87% 13	3.75% 17	3.7
Additional library resources to complete assignments	1.30% 6	2.17% 10	3.25% 15	4.99% 23	4.99% 23	6.72% 31	6.29% 29	10.41% 48	16.70% 77	16.27% 75	6.29% 29	4.99% 23	4.12% 19	3.2
Chromebook available to borrow	1.75% 8	2.84% 13	3.49% 16	3.06% 14	6.77% 31	8.08% 37	11.57% 53	10.04% 46	13.10% 60	6.55% 30	4.37% 20	5.68% 26	3.71% 17	4.3
Mental health support	7.13% 33	5.40% 25	4.54% 21	5.62% 26	4.10% 19	3.24% 15	3.46% 16	4.10% 19	3.02% 14	3.46% 16	4.32% 20	3.46% 16	6.26% 29	15.7
Technical help with software to complete assignments	1.32% 6	0.44% 2	1.10% 5	2.20% 10	3.30% 15	4.84% 22	5.49% 25	5.05% 23	9.45% 43	17.58% 80	14.95% 68	5.49% 25	7.47% 34	6.3
Increased communication with your Instructors	4.09% 19	6.02% 28	5.16% 24	2.58% 12	3.23% 15	2.80% 13	5.16% 24	3.23% 15	3.23% 15	3.66% 17	3.44% 16	3.66% 17	4.30% 20	8.1
Technical assistance with using Canvas	0.88% 4	1.76% 8	0.88% 4	3.08% 14	2.42% 11	1.98% 9	2.20% 10	4.62% 21	2.86% 13	5.05% 23	19.56% 89	17.36% 79	7.25% 33	7.0
Childcare	3.52% 16	3.30% 15	3.96% 18	3.30% 15	3.96% 18	7.71% 35	5.51% 25	7.49% 34	5.07% 23	4.41% 20	4.41% 20	3.96% 18	4.41% 20	2.6
Technical assistance using Zoom	0.88% 4	1.32% 6	1.32% 6	0.66% 3	2.19% 10	2.41% 11	2.63% 12	2.19% 10	2.85% 13	4.82% 22	7.02% 32	18.20% 83	15.79% 72	10.0
Access to Cuesta Library (Monday – Saturday)	4.91% 23	3.85% 18	3.85% 18	2.78% 13	3.42% 16	2.14% 10	2.99% 14	4.49% 21	3.21% 15	2.35% 11	3.21% 15	3.42% 16	3.42% 16	1.9
Housing	1.51% 7	2.16% 10	1.51% 7	2.81% 13	2.16% 10	1.73% 8	1.94% 9	0.65% 3	2.59% 12	2.16% 10	1.94% 9	3.89% 18	3.67% 17	5.4
Help with employment	1.31% 6	2.40% 11	2.18% 10	2.18% 10	1.97% 9	3.06% 14	3.06% 14	2.18% 10	2.18% 10	3.28% 15	3.93% 18	2.84% 13	1.53% 7	3.9
Landlord/Tenant help	0.00% 0	0.88% 4	1.54% 7	0.66% 3	1.10% 5	1.75% 8	1.75% 8	1.54% 7	1.10% 5	1.54% 7	0.88% 4	1.75% 8	2.19% 10	3.0
Priority status at homeless shelter	0.00% 0	0.00% 0	0.66% 3	0.44% 2	0.44% 2	0.88% 4	0.22% 1	1.10% 5	0.44% 2	1.77% 8	1.32% 6	1.10% 5	2.21% 10	2.2
Priority status with public housing	0.88% 4	0.22% 1	1.32% 6	0.66% 3	1.99% 9	1.32% 6	2.43% 11	1.55% 7	1.55% 7	1.55% 7	1.10% 5	1.99% 9	2.21% 10	2.6

Q2 What has been your biggest challenge with continuing classes? Please check any that apply.

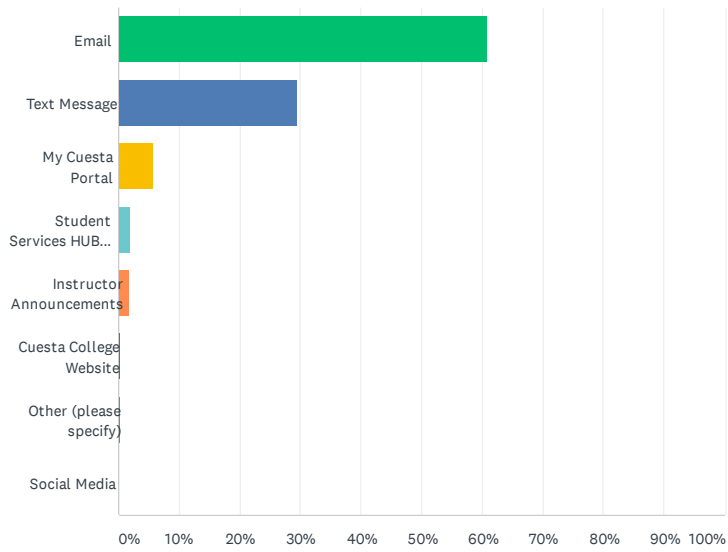
Answered: 497 Skipped: 3



ANSWER CHOICES	RESPONSES
No quiet study space/too many distractions	56.54% 281
Loss of money	48.49% 241
Procrastination	44.27% 220
Lack of organization	33.20% 165
Lack of reliable internet	28.97% 144
Need to care for family members/other	21.73% 108
Increased employment	19.32% 96
Other (please specify)	16.30% 81
Lack of childcare or school for my child	10.06% 50
Lack of computer	6.84% 34
Feeling unsafe emotionally or physically where I am living studenthealthcenter@cuesta.edu	5.23% 26
(If so, contact us: studenthealthcenter@cuesta.edu)	
Total Respondents: 497	

Q3 What is the best way to get you updated information?

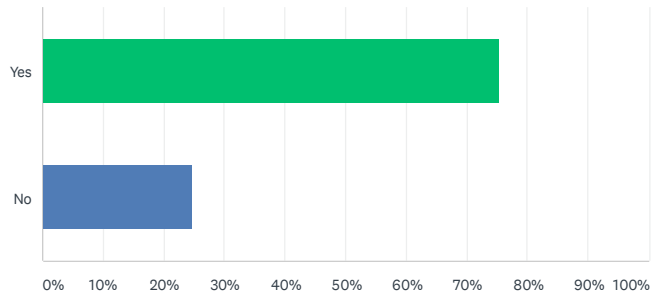
Answered: 494 Skipped: 6



ANSWER CHOICES	RESPONSES	
Email	60.93%	301
Text Message	29.55%	146
My Cuesta Portal	5.67%	28
Student Services HUB on Canvas	1.82%	9
Instructor Announcements	1.62%	8
Cuesta College Website	0.20%	1
Other (please specify)	0.20%	1
Social Media	0.00%	0
TOTAL		494

Q4 Do you have consistent, reliable on demand, 24/7 internet access that is NOT from your smart phone?

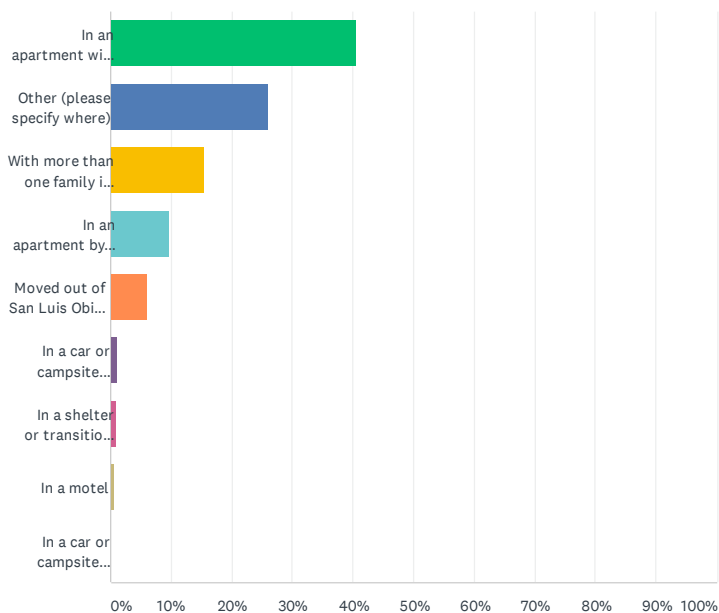
Answered: 493 Skipped: 7



ANSWER CHOICES	RESPONSES	
Yes	75.25%	371
No	24.75%	122
TOTAL		493

Q5 Where are you currently living? (Check one box only.)

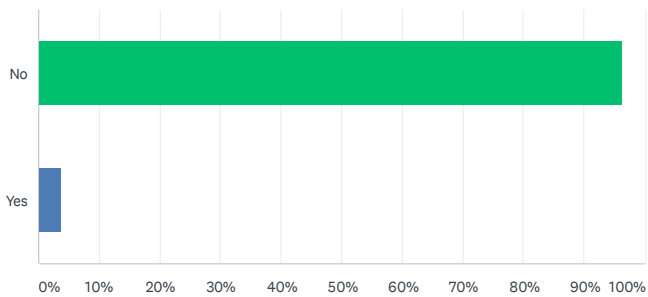
Answered: 494 Skipped: 6



ANSWER CHOICES	RESPONSES	
In an apartment with roommates or family members to help pay the rent	40.49%	200
Other (please specify where)	25.91%	128
With more than one family in a house or apartment due to economic hardship	15.38%	76
In an apartment by yourself (no roommates or family members to help pay the rent)	9.72%	48
Moved out of San Luis Obispo County while classes are all online.	6.07%	30
In a car or campsite because It is cheaper than permanent housing	1.01%	5
In a shelter or transitional housing program	0.81%	4
In a motel	0.61%	3
In a car or campsite because I prefer this lifestyle	0.00%	0
TOTAL		494

Q6 Are you currently in a homeless situation?

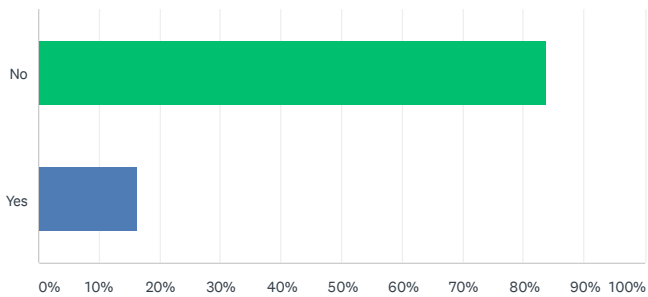
Answered: 492 Skipped: 8



ANSWER CHOICES	RESPONSES	
No	96.14%	473
Yes	3.86%	19
TOTAL		492

Q7 Do you have childcare responsibilities that interfere with completing course work?

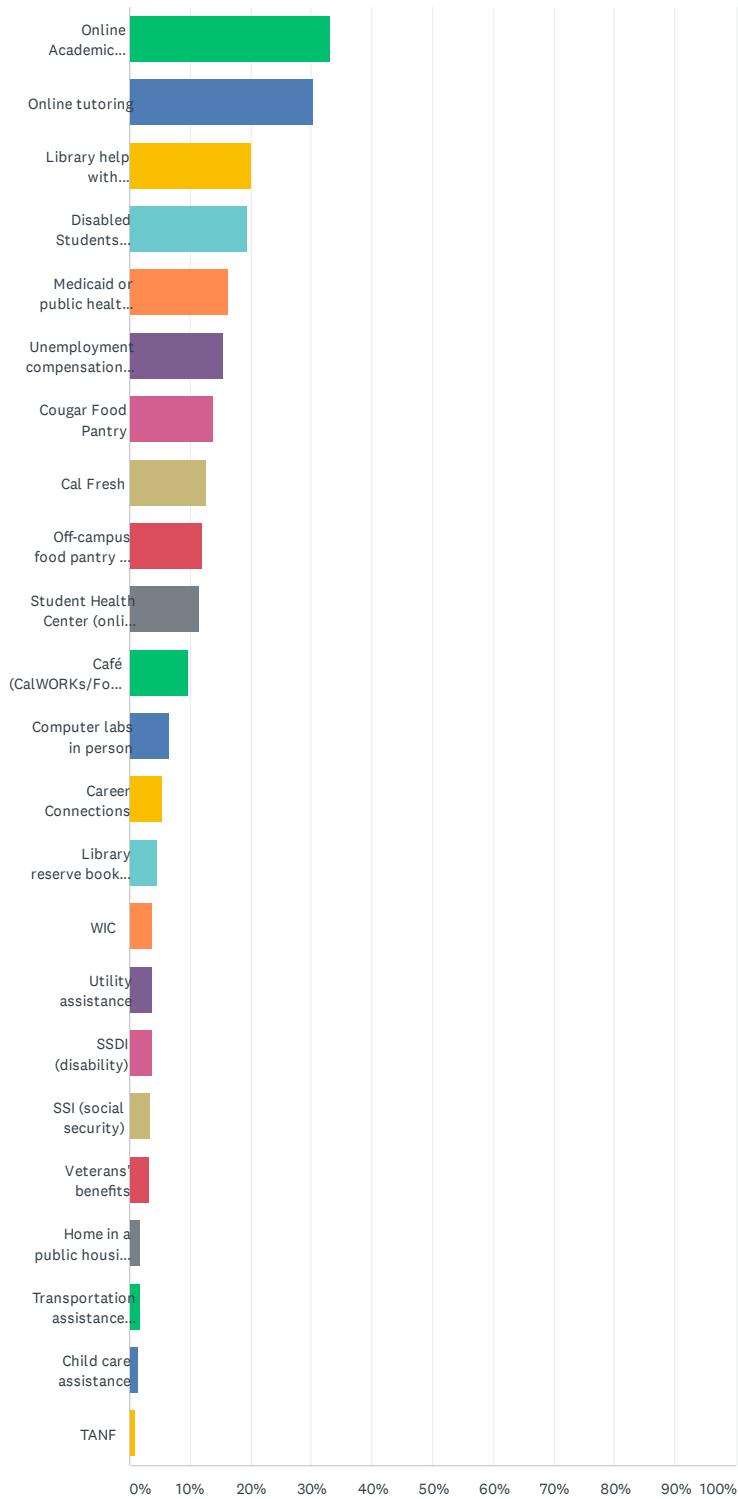
Answered: 482 Skipped: 18



ANSWER CHOICES	RESPONSES	
No	83.61%	403
Yes	16.39%	79
TOTAL		482

Q8 What Cuesta/Community resources are you currently using Check all that apply.

Answered: 350 Skipped: 150

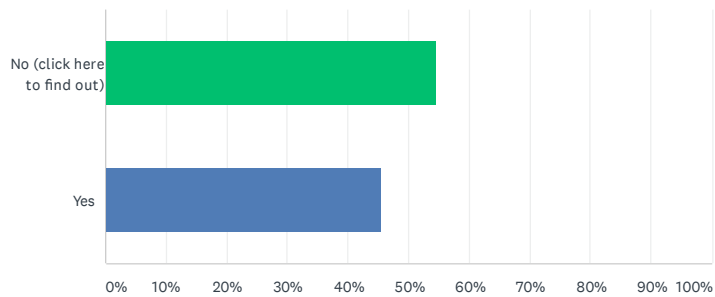


Cougar Voices: Cuesta College Covid-19 Basic Needs Survey

ANSWER CHOICES	RESPONSES	
Online Academic Advising/Counseling	33.14%	116
Online tutoring	30.29%	106
Library help with materials/assignments --Online	20.00%	70
Disabled Students Programs & Services (DSPS)	19.43%	68
Medicaid or public health insurance	16.29%	57
Unemployment compensation/insurance	15.43%	54
Cougar Food Pantry	13.71%	48
Cal Fresh	12.57%	44
Off-campus food pantry or food bank	12.00%	42
Student Health Center (online services)	11.43%	40
Café (CalWORKs/Foster Youth/EOPS/CARE)	9.71%	34
Computer labs in person	6.57%	23
Career Connections	5.43%	19
Library reserve books --In person	4.57%	16
WIC	3.71%	13
Utility assistance	3.71%	13
SSDI (disability)	3.71%	13
SSI (social security)	3.43%	12
Veterans' benefits	3.14%	11
Home in a public housing project	1.71%	6
Transportation assistance (discounted transit fares, dial-a-ride, etc.)	1.71%	6
Child care assistance	1.43%	5
TANF	0.86%	3
Total Respondents: 350		

Q9 If you need a job, do you know who to contact at Cuesta to help you?

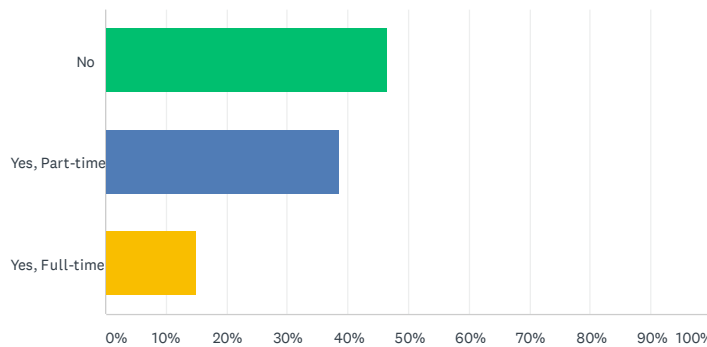
Answered: 474 Skipped: 26



ANSWER CHOICES	RESPONSES	
No (click here to find out)	54.64%	259
Yes	45.36%	215
TOTAL		474

Q10 Are you currently being paid by an employer?

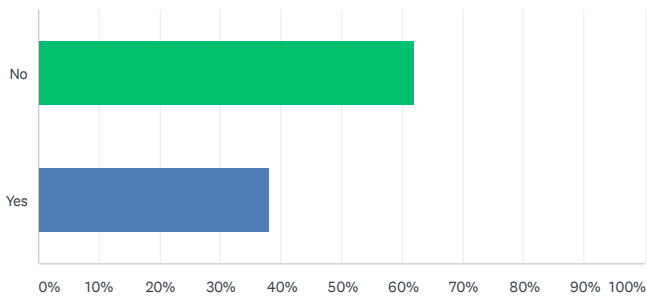
Answered: 482 Skipped: 18



ANSWER CHOICES	RESPONSES
No	46.47% 224
Yes, Part-time	38.59% 186
Yes, Full-time	14.94% 72
TOTAL	482

Q11 Would assistance in locating temporary employment be helpful?

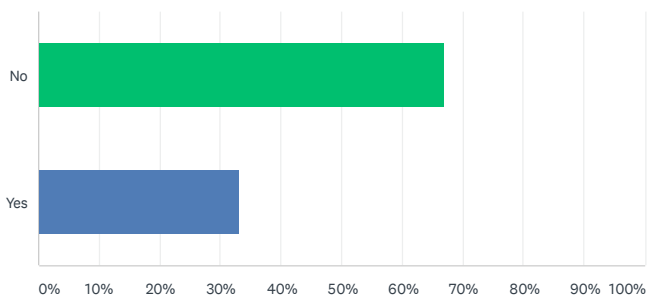
Answered: 481 Skipped: 19



ANSWER CHOICES	RESPONSES	
No	61.95%	298
Yes	38.05%	183
TOTAL		481

Q12 Would assistance in applying for unemployment insurance be helpful?

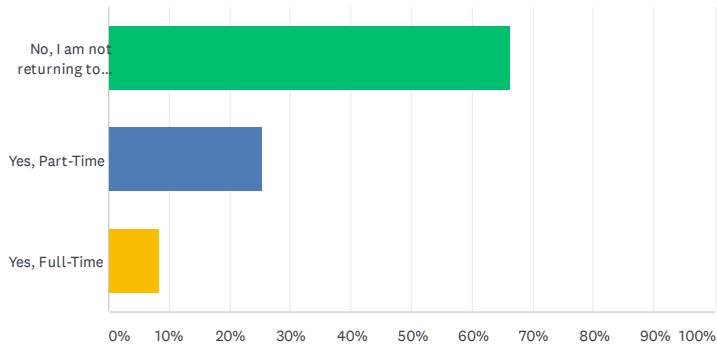
Answered: 479 Skipped: 21



ANSWER CHOICES	RESPONSES	
No	67.01%	321
Yes	32.99%	158
TOTAL		479

Q13 Are you expecting to return or start a new job within the next sixty days?

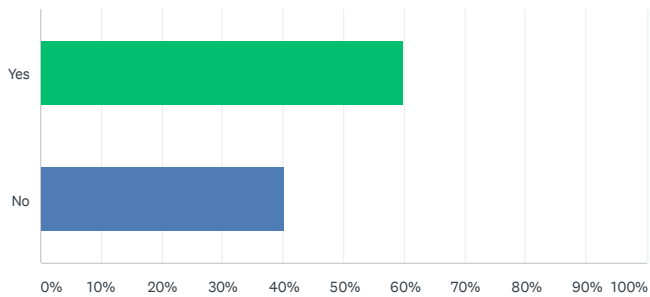
Answered: 481 Skipped: 19



ANSWER CHOICES	RESPONSES	
No, I am not returning to or starting a new job.	66.32%	319
Yes, Part-Time	25.36%	122
Yes, Full-Time	8.32%	40
TOTAL		481

Q14 Would you be interested in applying federal work study if it resulted in a paid internship?

Answered: 481 Skipped: 19



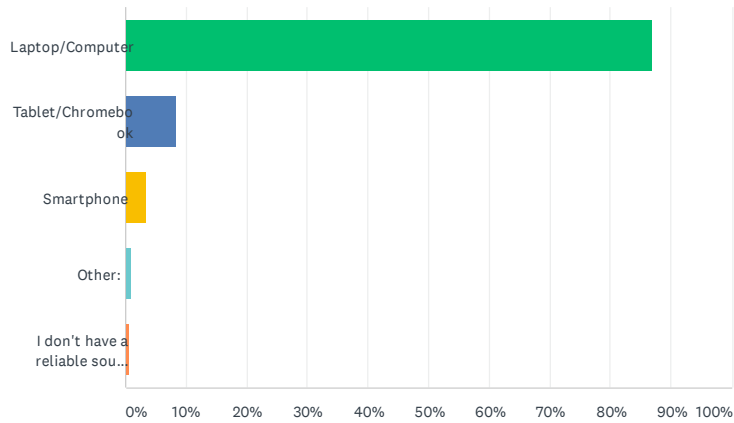
ANSWER CHOICES	RESPONSES	
Yes	59.88%	288
No	40.12%	193
TOTAL		481

Q15 What is the thing you like best about your online class(s)?

Answered: 459 Skipped: 41

Q16 What are you using as your primary mode of completing your school assignments/exams?

Answered: 467 Skipped: 33



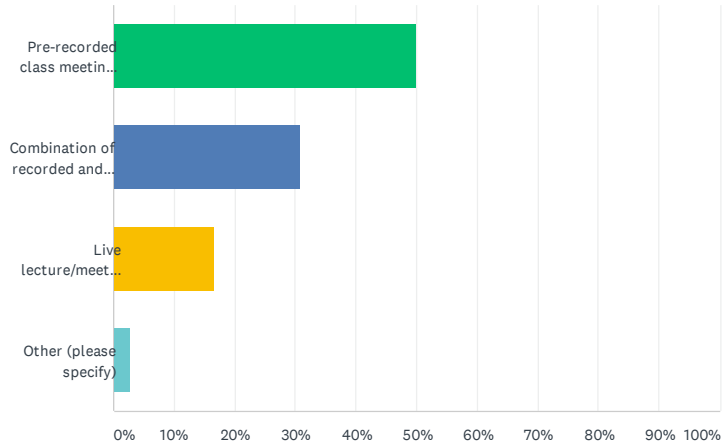
ANSWER CHOICES	RESPONSES	
Laptop/Computer	86.72%	405
Tablet/Chromebook	8.35%	39
Smartphone	3.43%	16
Other:	0.86%	4
I don't have a reliable source of completing my assignments and need a lap top or computer	0.64%	3
TOTAL		467

Q17 What is the thing you like least about your online class(s)?

Answered: 462 Skipped: 38

Q18 During this online learning period, how do you prefer your classes to be delivered?

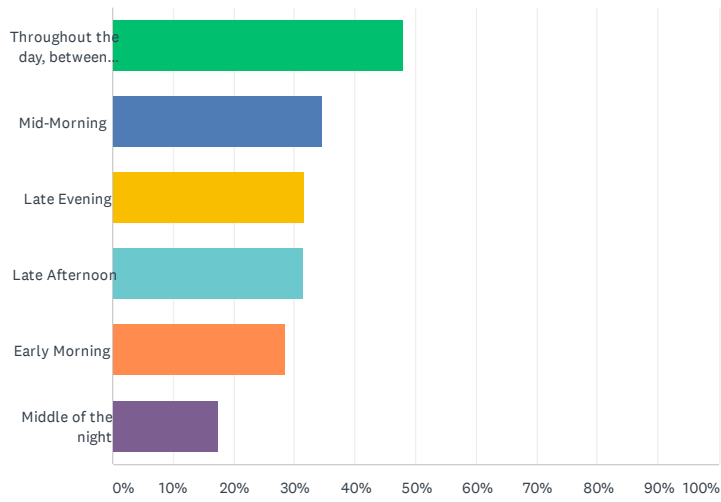
Answered: 466 Skipped: 34



ANSWER CHOICES	RESPONSES	
Pre-recorded class meetings (Asynchronous)	50.00%	233
Combination of recorded and live (Hybrid)	30.69%	143
Live lecture/meetings (Synchronous)	16.52%	77
Other (please specify)	2.79%	13
TOTAL		466

Q19 What time of day do you prefer to complete online course work?

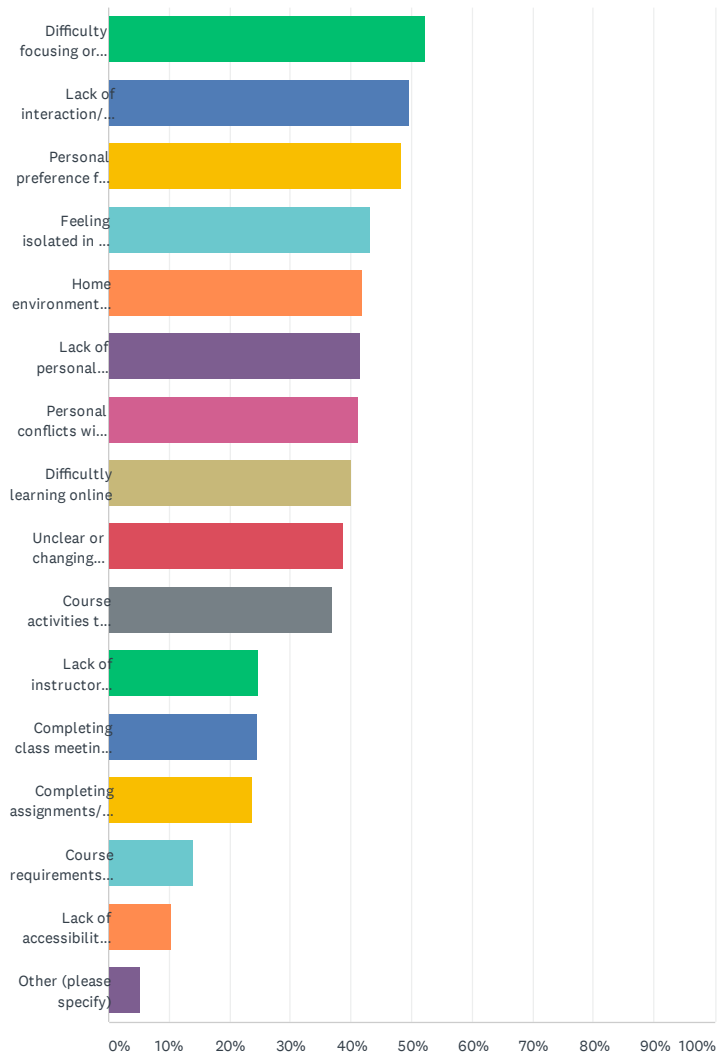
Answered: 467 Skipped: 33



ANSWER CHOICES	RESPONSES	
Throughout the day, between other obligations	47.97%	224
Mid-Morning	34.48%	161
Late Evening	31.69%	148
Late Afternoon	31.48%	147
Early Morning	28.48%	133
Middle of the night	17.34%	81
Total Respondents: 467		

Q20 Which of the following learning/educational issues have been a challenge for you since the transition to online learning? (mark all that apply)

Answered: 460 Skipped: 40

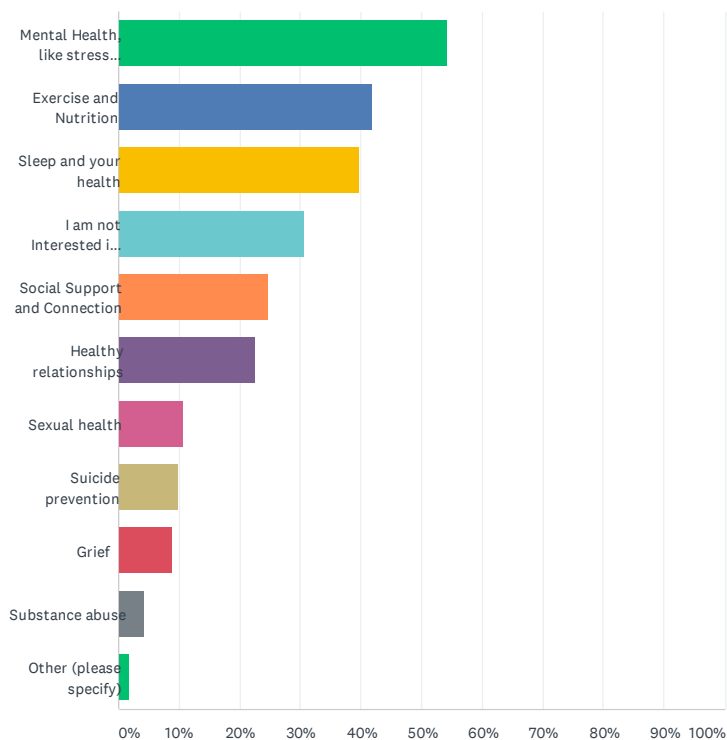


Cougar Voices: Cuesta College Covid-19 Basic Needs Survey

ANSWER CHOICES	RESPONSES	
Difficulty focusing or paying attention to online instruction or activities	52.39%	241
Lack of interaction/connection with other students	49.57%	228
Personal preference for face-to-face learning	48.26%	222
Feeling isolated in an online learning environment	43.04%	198
Home environment harder to learn	41.74%	192
Lack of personal motivation/desire to complete coursework	41.52%	191
Personal conflicts with scheduled online classes or activities	41.30%	190
Difficulty learning online	40.00%	184
Unclear or changing expectations around course/assignment requirements	38.70%	178
Course activities that have not translated online well	36.74%	169
Lack of instructor availability/responsiveness	24.78%	114
Completing class meetings and schedules	24.57%	113
Completing assignments/quizzes/exams	23.70%	109
Course requirements that cannot be completed online	13.91%	64
Lack of accessibility accommodations for classes	10.22%	47
Other (please specify)	5.22%	24
Total Respondents: 460		

Q21 If you would be interested in online workshops centered around Health and Wellness, which topics would you most interested in? (check all that apply):

Answered: 465 Skipped: 35



ANSWER CHOICES	RESPONSES	
Mental Health, like stress reduction	54.19%	252
Exercise and Nutrition	41.94%	195
Sleep and your health	39.78%	185
I am not Interested in any online workshops listed	30.54%	142
Social Support and Connection	24.73%	115
Healthy relationships	22.58%	105
Sexual health	10.75%	50
Suicide prevention	9.89%	46
Grief	8.82%	41
Substance abuse	4.09%	19
Other (please specify)	1.72%	8
Total Respondents: 465		