

2021 INSTRUCTIONAL ANNUAL PROGRAM PLANNING WORKSHEET

CURRENT YEAR: 2021 - 2022

PROGRAM: FTVE

CLUSTER: ENGINEERING AND TECHNOLOGY

LAST YEAR CPPR COMPLETED: 2020

NEXT SCHEDULED CPPR: 2023 CURRENT DATE: 2/24/2021

The Annual Program Planning Worksheet (APPW) is the process for:

- reviewing, analyzing and assessing programs on an annual basis
- documenting relevant program changes, trends, and plans for the upcoming year
- identifying program needs, if any, that will become part of the program's resource plan
- highlighting specific program accomplishments and updates since last year's APPW
- tracking progress on a Program Sustainability Plan if established previously.

Note: Degrees and/or certificates for the same program may be consolidated into one APPW.

This APPW encompasses the following degrees and/or certificates:

[Click here to enter text.](#)

GENERAL PROGRAM UPDATE

Describe significant changes, if any, to program mission, purpose or direction. *If there are not any, indicate: NONE.*

Significant changes include finishing the latter half of the 2020 spring semester entirely online then transition to a synchronous online modality with one face to face lab for fall 2020 and spring 2021. Another significant change for FTVE was the receipt of a \$170,000 worth of CTEA grants to upgrade outdated motion picture, television, and radio equipment.

PROGRAM SUSTAINABILITY PLAN UPDATE

Was a Program Sustainability Plan established in your program's most recent Comprehensive Program Plan and Review?

Yes If yes, please complete the Program Sustainability Plan Progress Report below.

No If no, you do not need to complete a Progress Report.

If you selected yes, please complete the Program Sustainability Plan Progress Report below after you complete the Data Analysis section. That data collection and analysis will help you to update, if necessary, your Program Sustainability Plan.

DATA ANALYSIS AND PROGRAM-SPECIFIC MEASUREMENTS

Your responses to the prompts for the data elements below should be for the entire program. If this APPW is for multiple degrees and/or certificates then you MAY want to comment on each degree and/or certificate or discuss them holistically for the entire program being sure to highlight relevant trends for particular degrees and/or certificates, if necessary. Responses in this document need only reference the most recent year's available data.

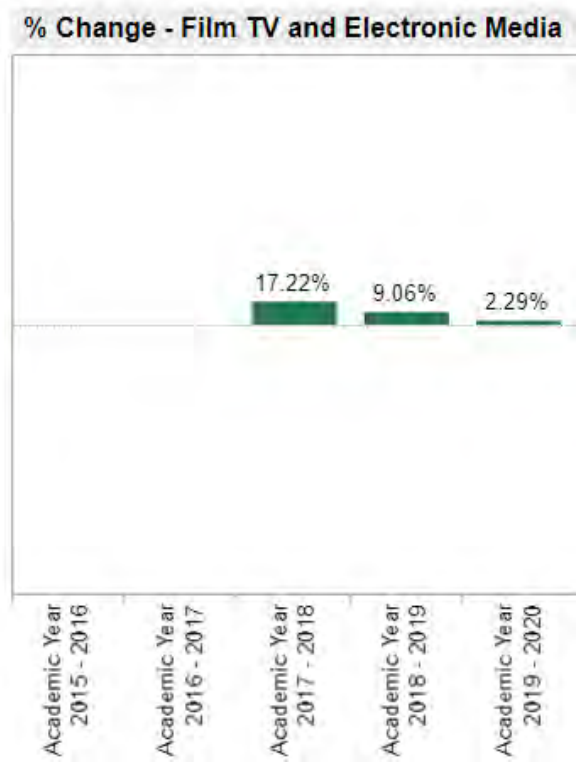
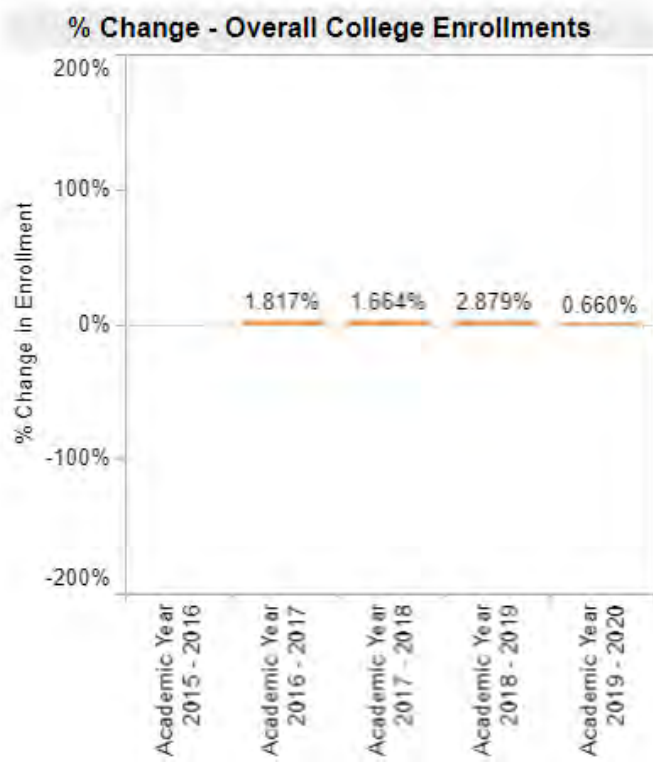
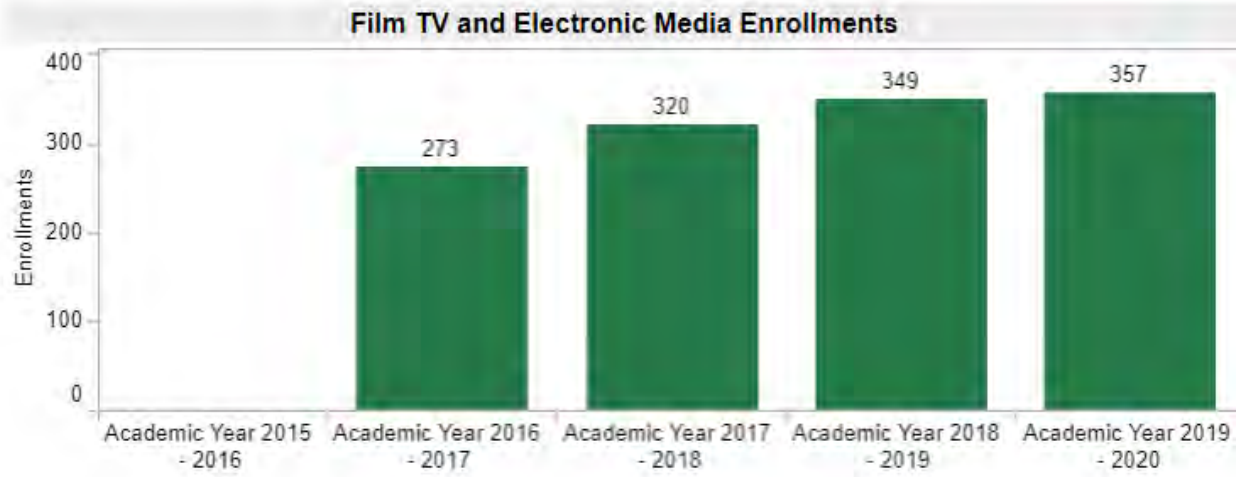
2021 INSTRUCTIONAL ANNUAL PROGRAM PLANNING WORKSHEET

[General Enrollment \(Insert Aggregated Data Chart\)](#)

Insert the data chart and explain observed differences between the program and the college.

SLOCCCD Program Review Data - Enrollment

Department:
Course:
Dual Enrollment:
Prison:



While FTVE is still a small program, it continues to grow in enrollments at a rate greater than the college as a whole. The decrease in enrollment percentage has decreased in the last three years due

2021 INSTRUCTIONAL ANNUAL PROGRAM PLANNING WORKSHEET

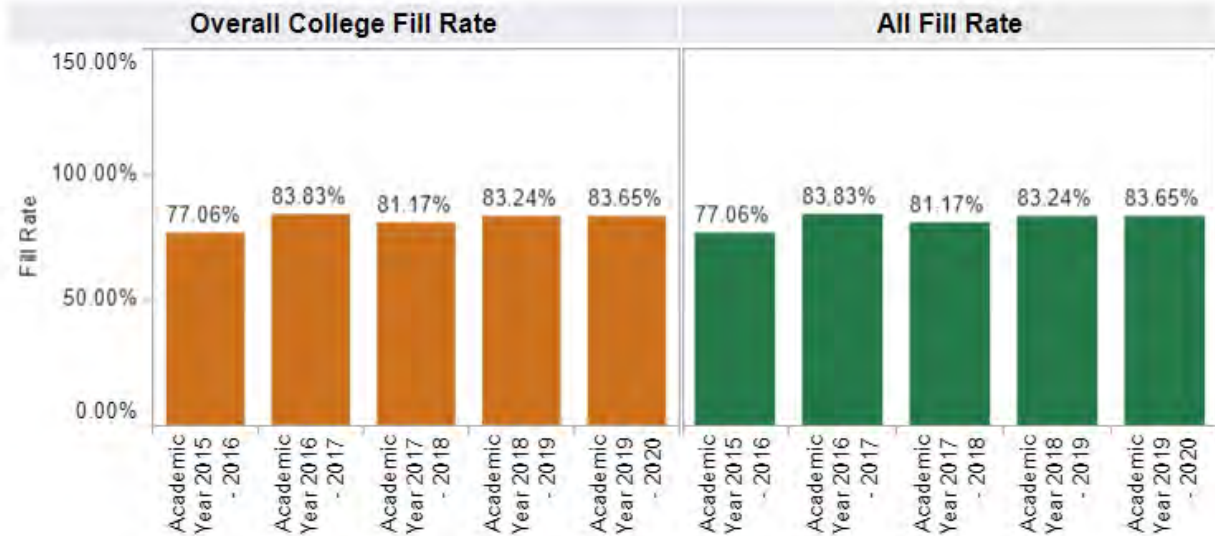
to losing 2 dual enrollment faculty and the administrative difficulty of qualifying the replacement faculty.

[General Student Demand \(Fill Rate\) \(Insert Aggregated Data Chart\)](#)

Insert the data chart and explain observed differences between the program and the college.

SLOCCCD Program Review Data - Student Demand (Fill Rate)

Department:	Course:	Dual Enrollment:	Prison
(All) ▼	(All) ▼	(All) ▼	(All) ▼

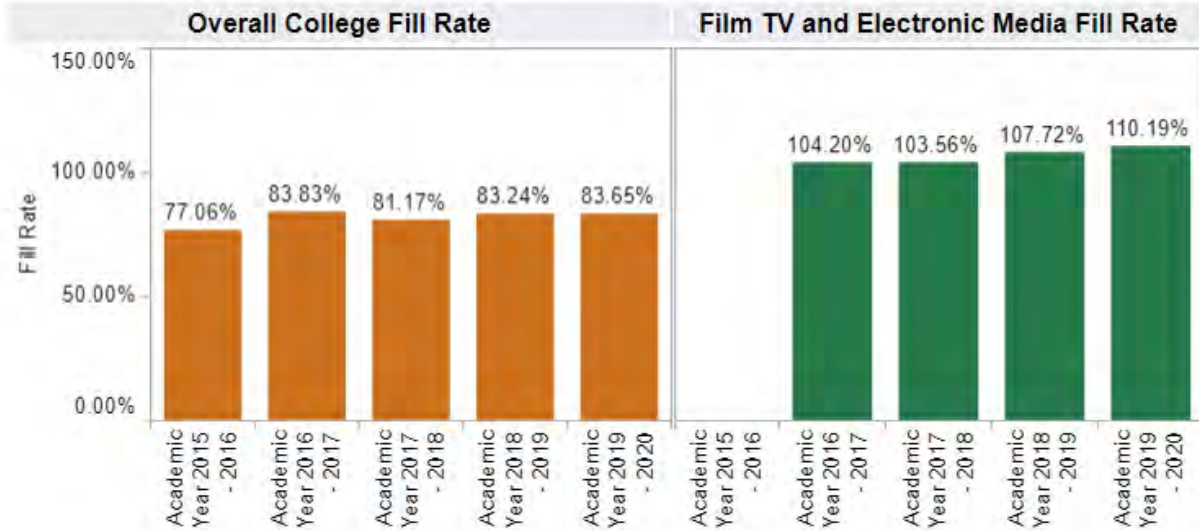


Fill Rate: The ratio of enrollments to class limits. Cross listed class limits are adjusted appropriately. Also, courses with zero class limits are excluded from this measure.

2021 INSTRUCTIONAL ANNUAL PROGRAM PLANNING WORKSHEET

SLOCCCD Program Review Data - Student Demand (Fill Rate)

Department: Course: Dual Enrollment: Prison:



Fill Rate: The ratio of enrollments to class limits. Cross listed class limits are adjusted appropriately. Also, courses with zero class limits are excluded from this measure.

FTVE fill rates are over 20% higher than the rest of the college. This may be due to the addition of another section of our UC GE Transferable course.

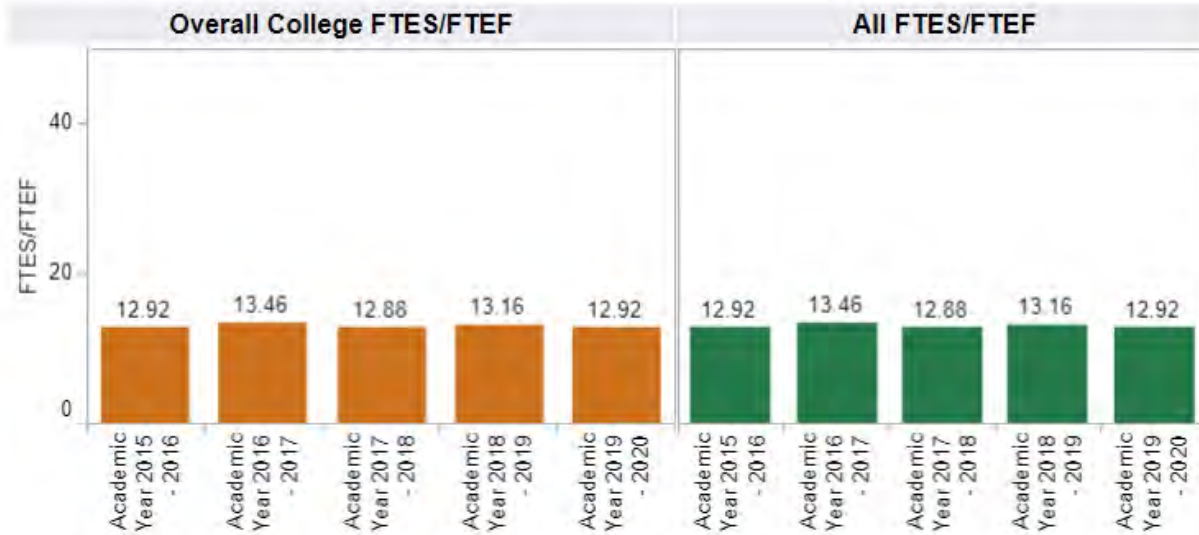
[General Efficiency \(FTES/FTEF\) \(Insert Aggregated Data Chart\)](#)

Insert the data chart and explain observed differences between the program and the college.

2021 INSTRUCTIONAL ANNUAL PROGRAM PLANNING WORKSHEET

SLOCCCD Program Review Data - Efficiency (FTES/FTEF)

Department:	Course:	Dual Enrollment:	Prison:
<input type="text" value="(All)"/>	<input type="text" value="(All)"/>	<input type="text" value="(All)"/>	<input type="text" value="(All)"/>

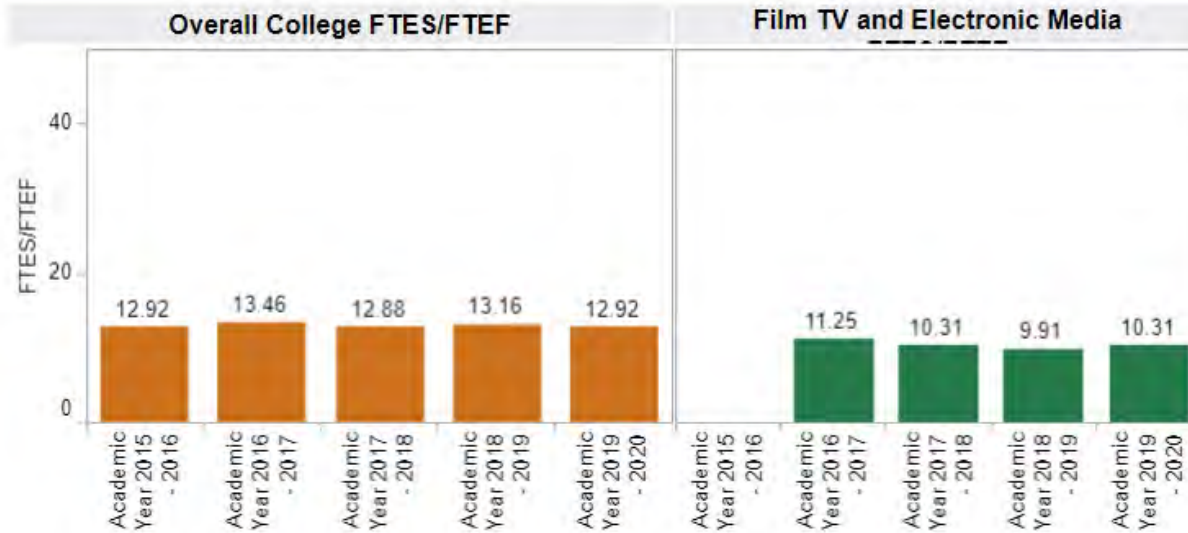


FTES/FTEF: The ratio of total FTES to Full-Time Equivalent Faculty
(SXD4 Total-Hours/17.5)/XE03 FACULTY-ASSIGNMENT-FTE)

2021 INSTRUCTIONAL ANNUAL PROGRAM PLANNING WORKSHEET

SLOCCCD Program Review Data - Efficiency (FTES/FTEF)

Department: Film TV and Electronic Media
 Course: (All)
 Dual Enrollment: (All)
 Prison: (All)



FTES/FTEF: The ratio of total FTES to Full-Time Equivalent Faculty
 (SXD4 Total-Hours/17.5)/XE03 FACULTY-ASSIGNMENT-FTE)

FTVE efficiency is slightly lower than the college average because it is a small program with few GE courses, and Cuesta College is transfer school. However FTVE's efficiencies are on par or higher than similar programs like Journalism, Drama, Architecture, etc.

[Student Success—Course Modality \(Insert Data Chart\)](#)

Insert the data chart and explain observed differences between the program and the college.

2021 INSTRUCTIONAL ANNUAL PROGRAM PLANNING WORKSHEET

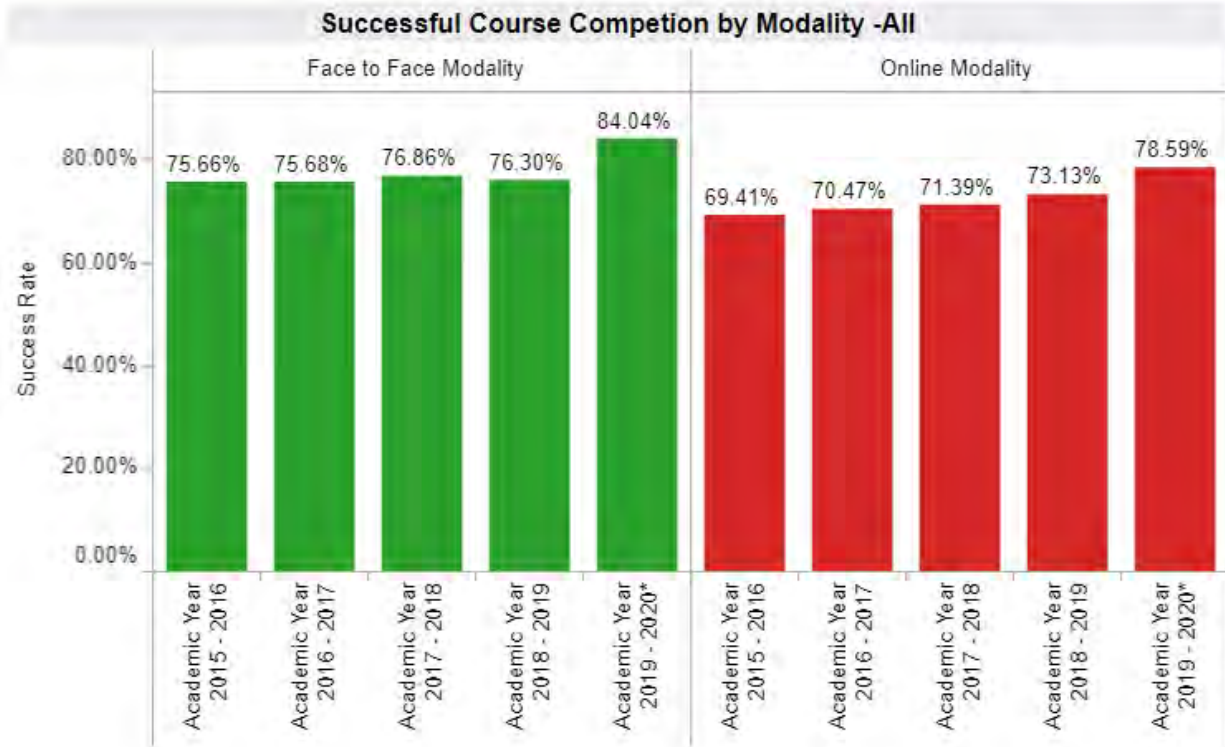
SLOCCCD Program Review Data: Successful Course Completion

Select Department:

Course:

Legend:

- Face to Face Modality
- Online Modality



Successful Course Completion by Modality Table - All

		Academic Year 2015 - 2016	Academic Year 2016 - 2017	Academic Year 2017 - 2018	Academic Year 2018 - 2019	Academic Year 2019 - 2020*
Face to Face Modality	Department Success Rate	75.66%	75.68%	76.86%	76.30%	84.04%
	Total Department Enrollments	52,399	53,120	53,586	52,830	51,883
Online Modality	Department Success Rate	69.41%	70.47%	71.39%	73.13%	78.59%
	Total Department Enrollments	9,950	10,438	12,311	14,888	16,965

2021 INSTRUCTIONAL ANNUAL PROGRAM PLANNING WORKSHEET

SLOCCCD Program Review Data: Successful Course Completion

Select Department:

Film TV and Electronic Media

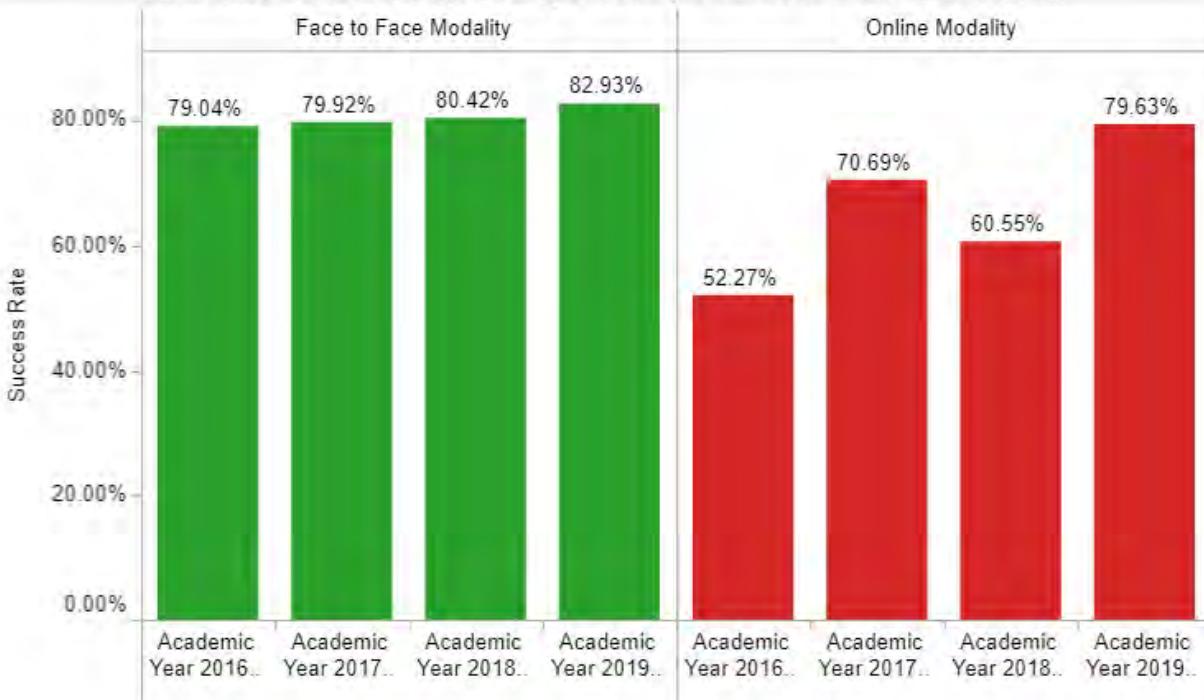
Course:

(All)

Legend:

- Face to Face Modality
- Online Modality

Successful Course Completion by Modality -Film TV and Electronic Media



Successful Course Completion by Modality Table - Film TV and Electronic Media

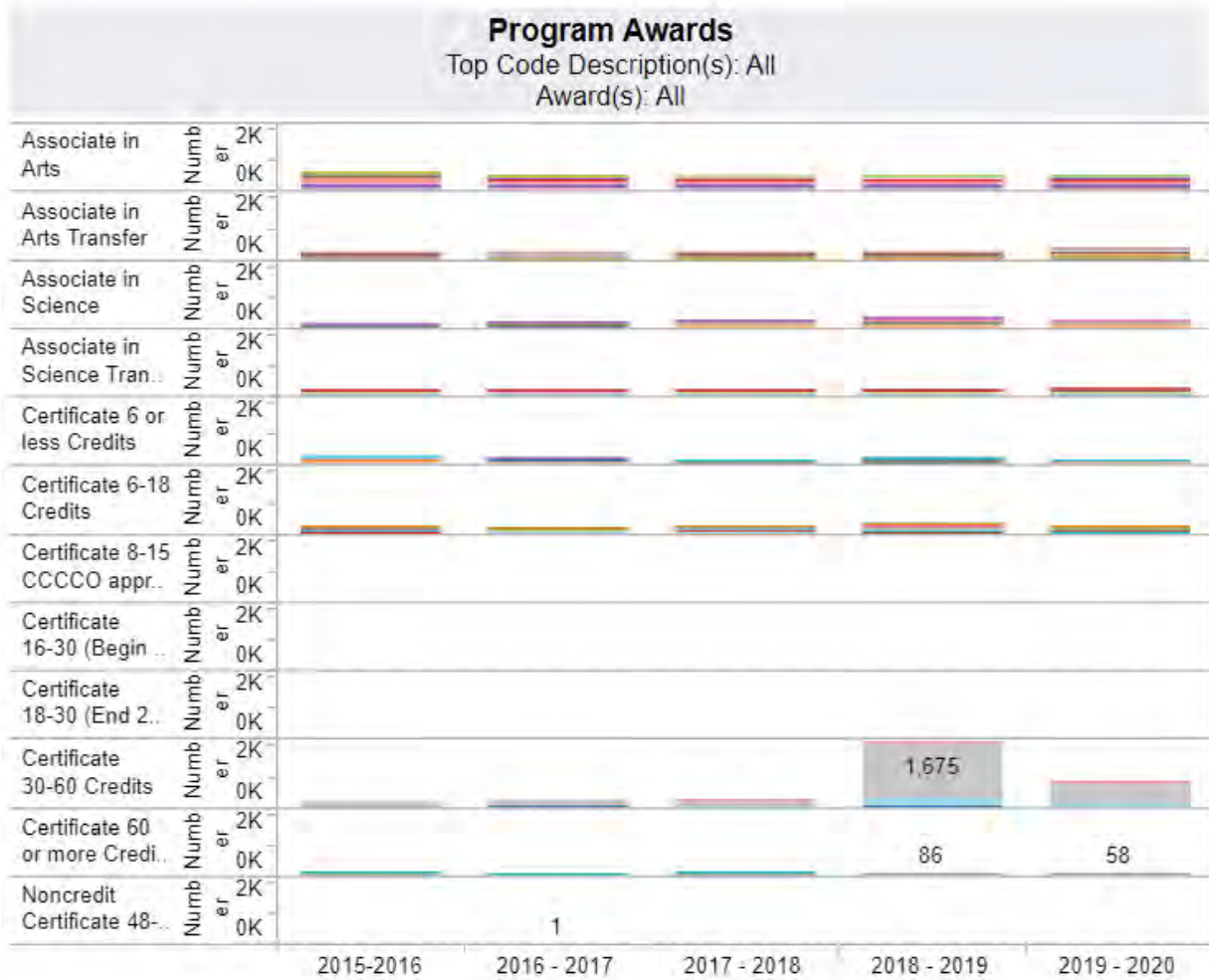
		Academic Year 2016 - 2017	Academic Year 2017 - 2018	Academic Year 2018 - 2019	Academic Year 2019 - 2020*
Face to Face Modality	Department Success Rate	79.04%	79.92%	80.42%	82.93%
	Total Department Enrollments	229.0	264.0	240.0	241.0
Online Modality	Department Success Rate	52.27%	70.69%	60.55%	79.63%
	Total Department Enrollments	44.0	58.0	109.0	116.0

Course completion rates in the department show a steady rise and were higher than the college for 3 consecutive years for face-to-face courses. Online course modalities are also on the rise and in the last year were higher than the college.

[Degrees and Certificates Awarded \(Insert Data Chart\)](#)

Insert the data chart and explain observed differences between the program and the college.

2021 INSTRUCTIONAL ANNUAL PROGRAM PLANNING WORKSHEET

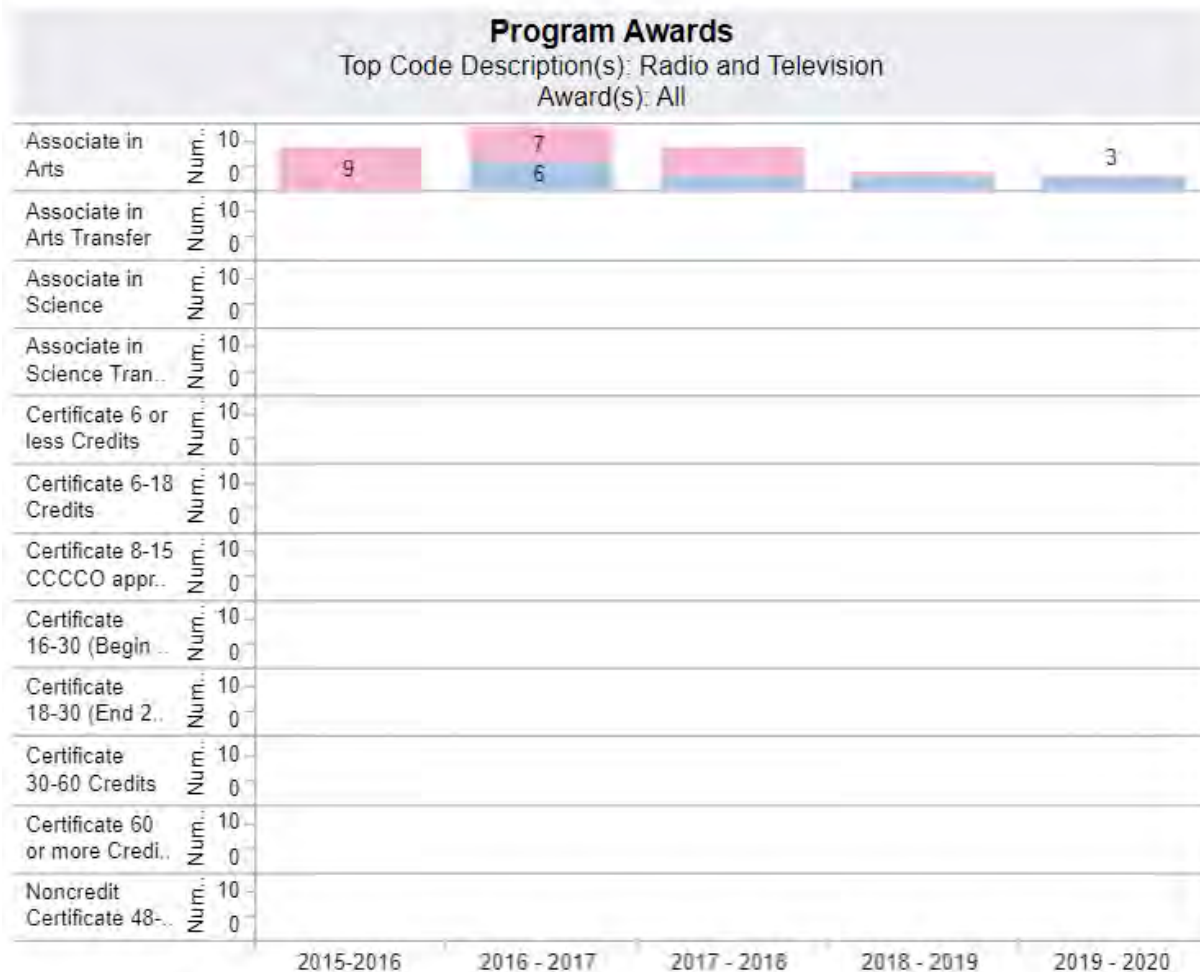


Program Awards Table

Award Title	Award	2015-2016	2016-2017	2017-2018	2018-2019	2019-2020
Associate in Arts	Addiction Treatment Studies (AA)				5	8
	Art History & Prof Pract (AA)	1	1		2	
	Art Studio (AA)	6	9	6	8	9
	Broadcast Communications (AA)	9	7	6	1	
	Bus Admin - Career Path (AA)	27	13	5	9	2

Program Awards: The number of degrees and certificates awarded by program type

2021 INSTRUCTIONAL ANNUAL PROGRAM PLANNING WORKSHEET



Program Awards Table

Award Type	Award	2015-2016	2016 - 2017	2017 - 2018	2018 - 2019	2019 - 2020
Associate in Arts	Broadcast Communications (A..	9	7	6	1	
	Film, TV and Elect Media (AA)		6	3	3	3
	Total	9	13	9	4	3
Grand Total		9	13	9	4	3

Program Awards: The number of degrees and certificates awarded by program type

If awards and certificates are going to be linked to our funding model, then FTVE needs to create certificates. We could easily create a Short Film Production, Radio Production, and TV production certificates.

[General Student Success – Course Completion \(Insert Aggregated Data Chart\)](#)

2021 INSTRUCTIONAL ANNUAL PROGRAM PLANNING WORKSHEET

SLOCCCD Program Review Data: Successful Course Completion

Select Department:

(All) ▼

TERM_ID

(All) ▼

Measure Names

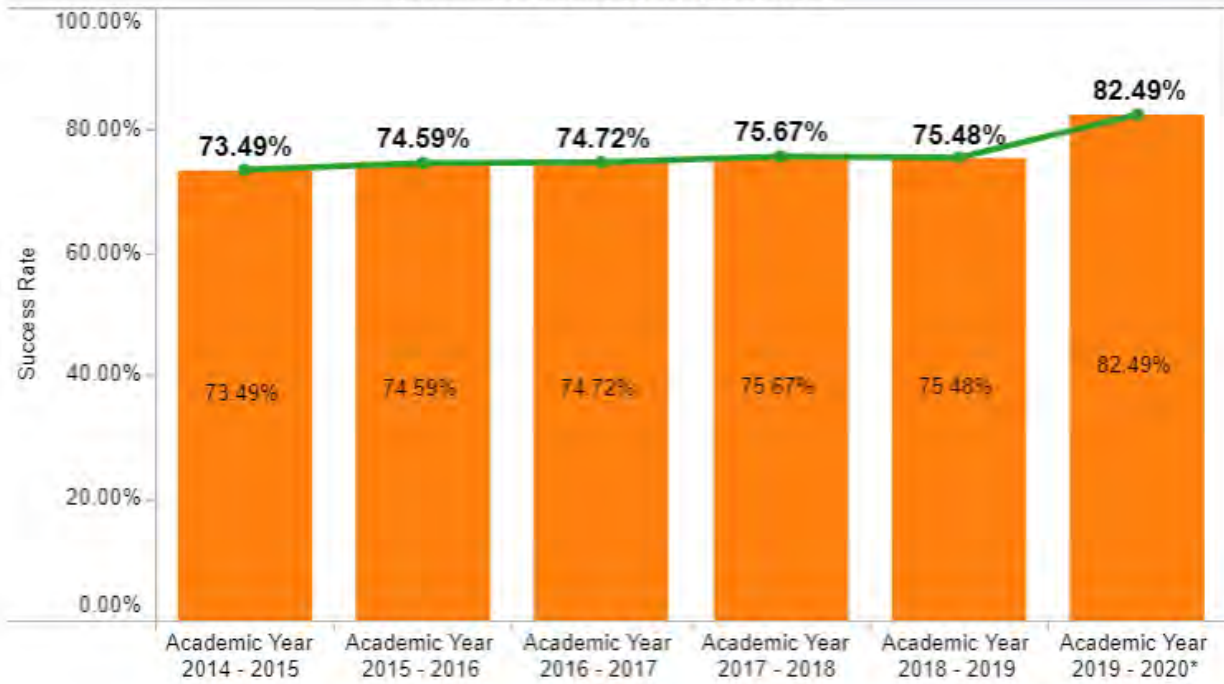
■ Department Success Rate

■ Overall College Success ...

COURSE

(All) ▼

Successful Course Completion - All



All Success Rate Table

	Academic Year 2015 - 2016	Academic Year 2016 - 2017	Academic Year 2017 - 2018	Academic Year 2018 - 2019	Academic Year 2019 - 2020*
Department Success..	74.59%	74.72%	75.67%	75.48%	82.49%
Total Enrollments	62,349	63,558	65,897	67,718	68,848

2021 INSTRUCTIONAL ANNUAL PROGRAM PLANNING WORKSHEET

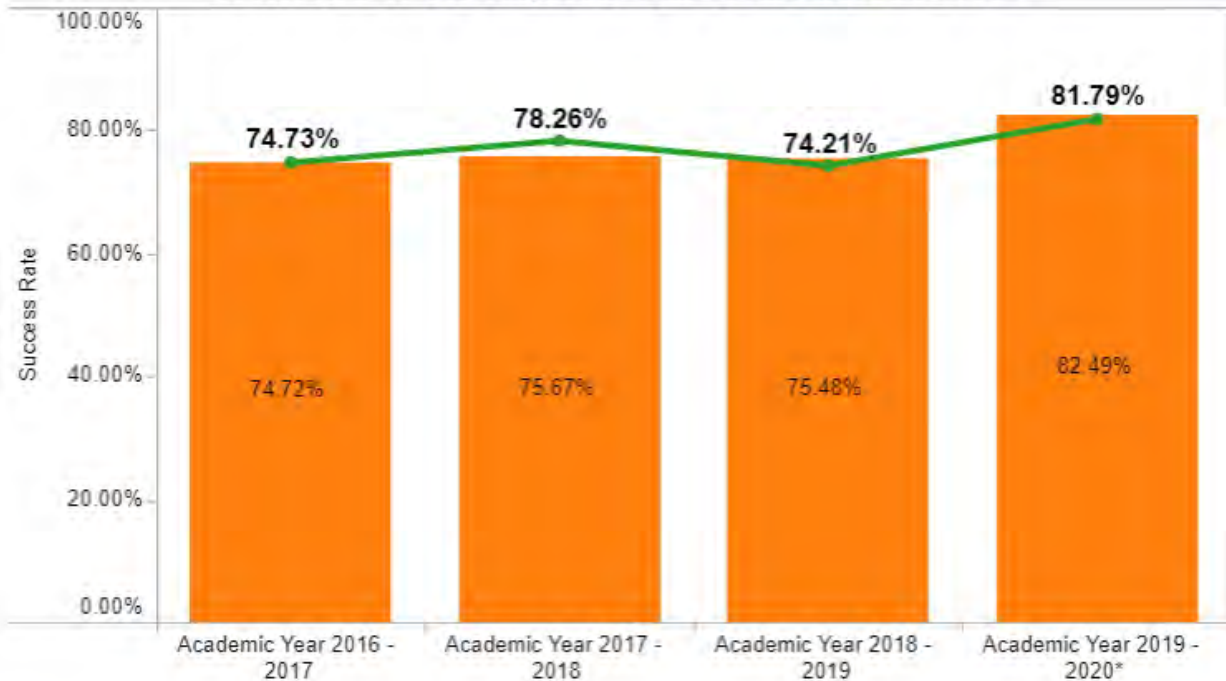
SLOCCCD Program Review Data: Successful Course Completion

Select Department: Film TV and Electronic Media TERM_ID (All)

Measure Names
■ Department Success Rate
■ Overall College Success ...

COURSE
(All)

Successful Course Completion - Film TV and Electronic Media



Film TV and Electronic Media Success Rate Table

	Academic Year 2016 - 2017	Academic Year 2017 - 2018	Academic Year 2018 - 2019	Academic Year 2019 - 2020*
Department Success..	74.73%	78.26%	74.21%	81.79%
Total Enrollments	273	322	349	357

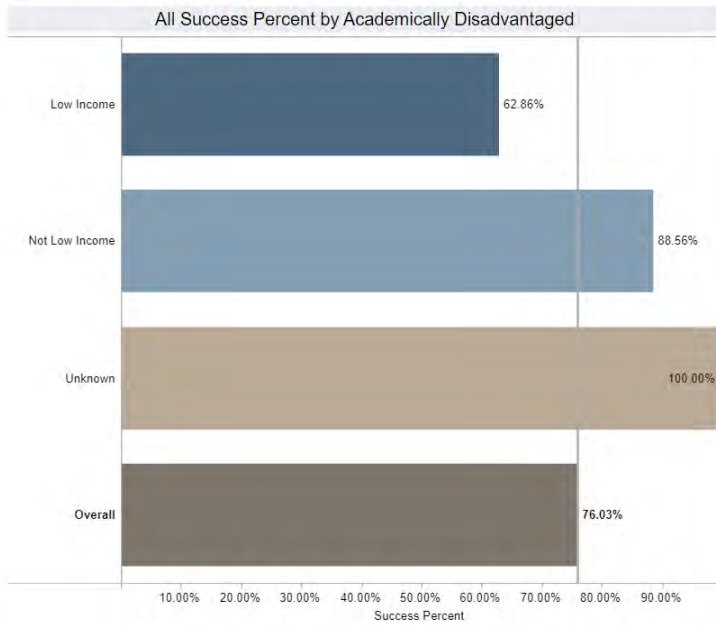
Successful course completion is on the rise and at new high and is consistent with the college data.

Review the [Disaggregated Student Success](#) charts; include any charts that you will reference. Describe any departmental or pedagogical outcomes that have occurred as a result of programmatic discussion regarding the data presented.

2021 INSTRUCTIONAL ANNUAL PROGRAM PLANNING WORKSHEET



Successful Course Completion by Student Subpopulation



Note: Successful Course Completion is the ratio of enrollments resulting in a final grade of A, A-, B+, B, B-, C+, C, CR or P to all valid grades.

Academic Year: (All) ▾

Department: (All) ▾

Region: (All) ▾

Enroll Status: (All) ▾

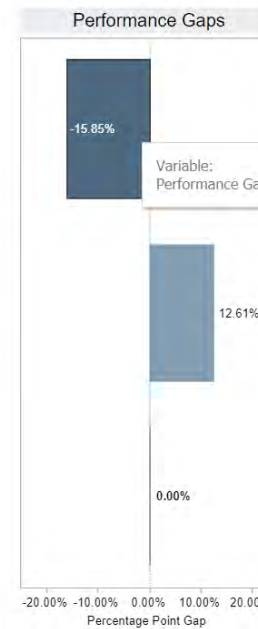
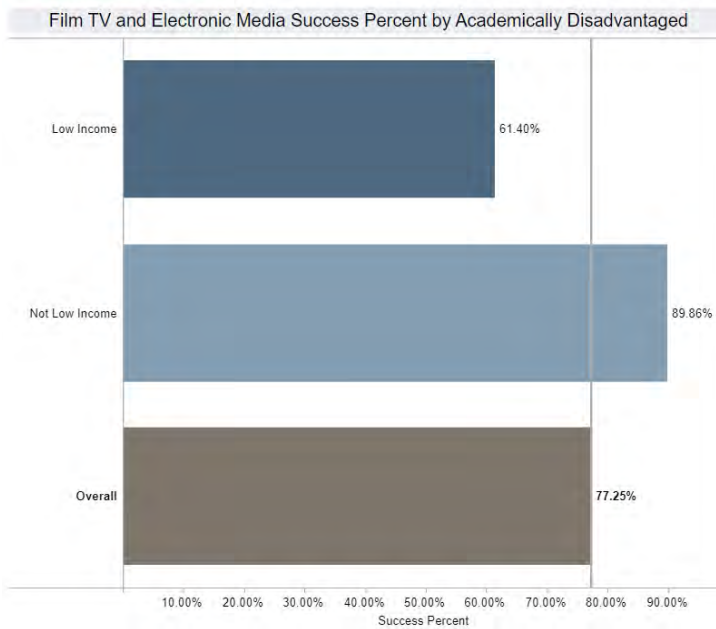
Dual Enrollment: (All) ▾

Prison: (All) ▾

Disaggregate By: Academically Disadv... ▾



Successful Course Completion by Student Subpopulation



Note: Successful Course Completion is the ratio of enrollments resulting in a final grade of A, A-, B+, B, B-, C+, C, CR or P to all valid grades.

Academic Year: (All) ▾

Department: Film TV and Electroni... ▾

Region: (All) ▾

Enroll Status: (All) ▾

Prison: (All) ▾

Disaggregate By: Academically Disadv... ▾

Variable: Low Income
Performance Gap: -15.85%

The data for FTVE counts non-participants. Our numbers would be higher if non-participants were not counted in this data set. There also might be equipment issues. 15 years ago students enrolled

2021 INSTRUCTIONAL ANNUAL PROGRAM PLANNING WORKSHEET

in Broadcasting and FTVE courses specifically to have access the equipment. Now, they don't seem organized enough to allow for the time required to check out equipment.

OTHER RELEVANT PROGRAM DATA (OPTIONAL)

Provide and comment on any other data that is relevant to your program such as state or national certification/licensure exam results, employment data, etc. If necessary, describe origin and/or data collection methods used.

PROGRAM OUTCOMES ASSESSMENT CHECKLIST AND NARRATIVE

CHECKLIST:

- SLO assessment cycle calendar is up to date.
- All courses scheduled for assessment have been assessed in eLumen.
- Program Sustainability Plan progress report completed (if applicable).

NARRATIVE:

Briefly describe program changes, if any, which have been implemented in the previous year as a direct result of the Program or Student Services Learning Outcomes Assessment. *If no program changes have been made as results of Program or Student Services Learning Outcomes Assessment, indicate: NONE.* The department is in the process of changing the SLOs for FTVE 224A to better facilitate assessment.

2021 INSTRUCTIONAL ANNUAL PROGRAM PLANNING WORKSHEET

PROGRAM PLANNING / FORECASTING FOR THE NEXT ACADEMIC YEAR

Briefly describe any program plans for the upcoming academic year. These may include, but are not limited to the following: *(Note: you do not need to respond to each of the items below). If there are no forecasted plans for the program, for the upcoming year, indicate: NONE.*

- A. New or modified plans for achieving program-learning outcomes.
- B. Anticipated changes in curriculum, scheduling or delivery modality
- C. Levels, delivery or types of services
- D. Facilities changes
- E. Staffing projections
- F. Other

2021 INSTRUCTIONAL ANNUAL PROGRAM PLANNING WORKSHEET

PROGRAM SUSTAINABILITY PLAN PROGRESS REPORT

This section only needs to be completed if a program has an existing Program Sustainability Plan. Indicate whether objectives established in your Program Sustainability Plan have been addressed or not, and if improvement targets have been met.

Area of Decline or Challenge	Identified Objective (Paste from PSP)	Planning Steps (Check all that apply)	Has the Improvement Target Been Met?
Enrollment		<input type="checkbox"/> Identified <input type="checkbox"/> Resources Allocated <input type="checkbox"/> Implemented	Select one
Student Demand (Fill Rate)		<input type="checkbox"/> Identified <input type="checkbox"/> Resources Allocated <input type="checkbox"/> Implemented	Select one
Efficiency (FTES/FTEF)		<input type="checkbox"/> Identified <input type="checkbox"/> Resources Allocated <input type="checkbox"/> Implemented	Select one
Student Success – Course Completion		<input type="checkbox"/> Identified <input type="checkbox"/> Resources Allocated <input type="checkbox"/> Implemented	Select one
Student Success— Course Modality		<input type="checkbox"/> Identified <input type="checkbox"/> Resources Allocated <input type="checkbox"/> Implemented	Select one
Degrees and Certificates Awarded		<input type="checkbox"/> Identified <input type="checkbox"/> Resources Allocated <input type="checkbox"/> Implemented	Select one

If Program Sustainability Plan is still necessary, provide a brief description of how you plan to continue your PSP and update your PSP to remove any objectives that have been addressed and include any new objectives that are needed.

2021 INSTRUCTIONAL ANNUAL PROGRAM PLANNING WORKSHEET

OPTIONAL SURVEY

Please take 15 minutes to complete the IPPR Survey. Your assessment will serve to help us make the form and process better.

Thanks,

The IPPR Committee

Survey Link: <https://www.surveymonkey.com/r/J79W8GW>