

## 2021 INSTRUCTIONAL ANNUAL PROGRAM PLANNING WORKSHEET

CURRENT YEAR: 2021

PROGRAM: ANTHROPOLOGY

CLUSTER: SOCIAL SCIENCES

LAST YEAR CPPR COMPLETED: 2018

NEXT SCHEDULED CPPR: 2023

CURRENT DATE: 2/19/2021

The Annual Program Planning Worksheet (APPW) is the process for:

- reviewing, analyzing and assessing programs on an annual basis
- documenting relevant program changes, trends, and plans for the upcoming year
- identifying program needs, if any, that will become part of the program's [resource plan](#)
- highlighting specific program accomplishments and updates since last year's APPW
- tracking progress on a Program Sustainability Plan if established previously

**Note:** Degrees and/or certificates for the *same* program *may be consolidated* into one APPW.

This APPW encompasses the following degrees and/or certificates:

Anthropology AD-T

### GENERAL PROGRAM UPDATE

Describe significant changes, if any, to program mission, purpose or direction. *If there are not any, indicate: NONE.*

Curriculum changes were made to ANTH 220 and ANTH 221 to update and align the COR.

### PROGRAM SUSTAINABILITY PLAN UPDATE

Was a Program Sustainability Plan established in your program's most recent Comprehensive Program Plan and Review?

Yes  If yes, please complete the Program Sustainability Plan Progress Report below.

No  If no, you do not need to complete a Progress Report.

If you selected yes, please complete the Program Sustainability Plan Progress Report below after you complete the Data Analysis section. That data collection and analysis will help you to update, if necessary, your Program Sustainability Plan.

## DATA ANALYSIS AND PROGRAM-SPECIFIC MEASUREMENTS

Your responses to the prompts for the data elements below should be for the entire program. If this APPW is for multiple degrees and/or certificates, then you MAY want to comment on each degree and/or certificate or discuss them holistically for the entire program being sure to highlight relevant trends for particular degrees and/or certificates if necessary. Responses in this document need only reference the most recent year's available data.

### [General Enrollment \(Insert Aggregated Data Chart\)](#)

Insert the data chart and explain observed differences between the program and the college.

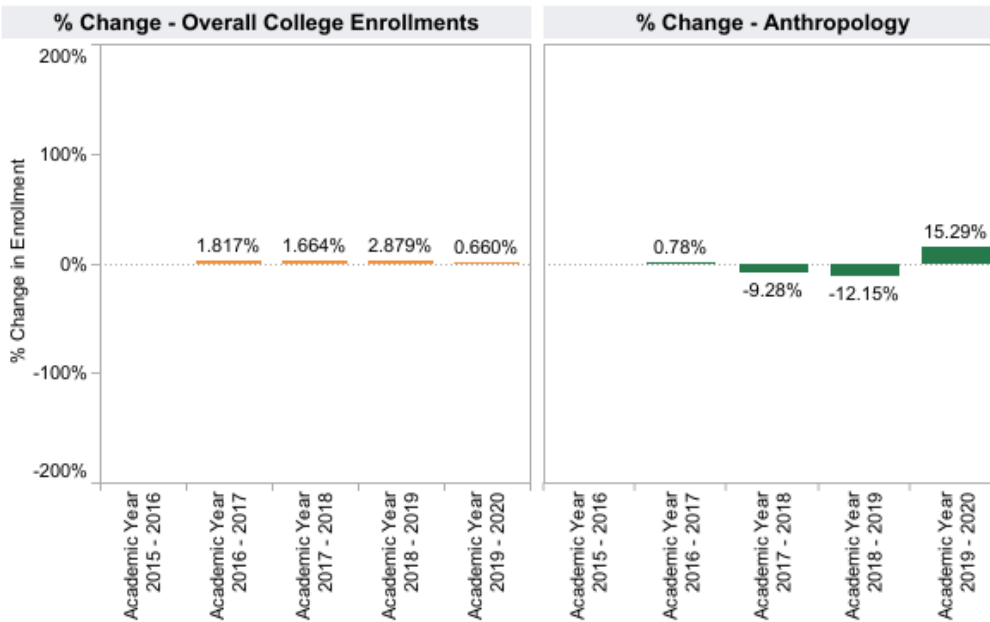
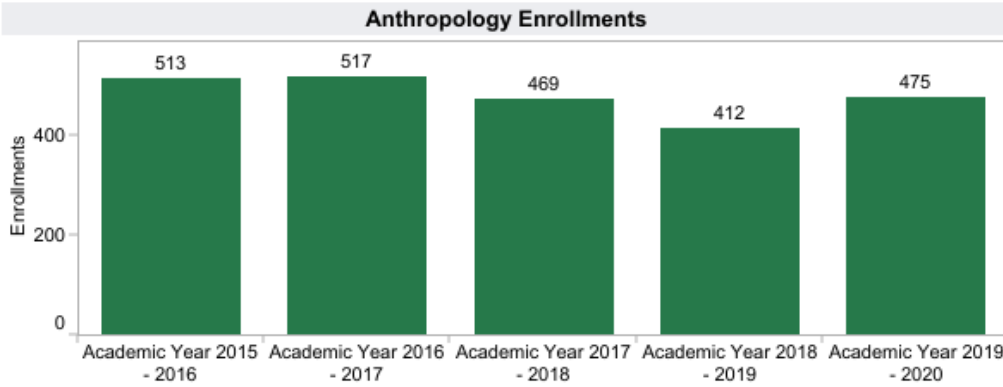
## SLOCCCD Program Review Data - Enrollment

**Department:**  
Anthropology

**Course:**  
All

**Dual Enrollment:**  
All

**Prison:**  
All



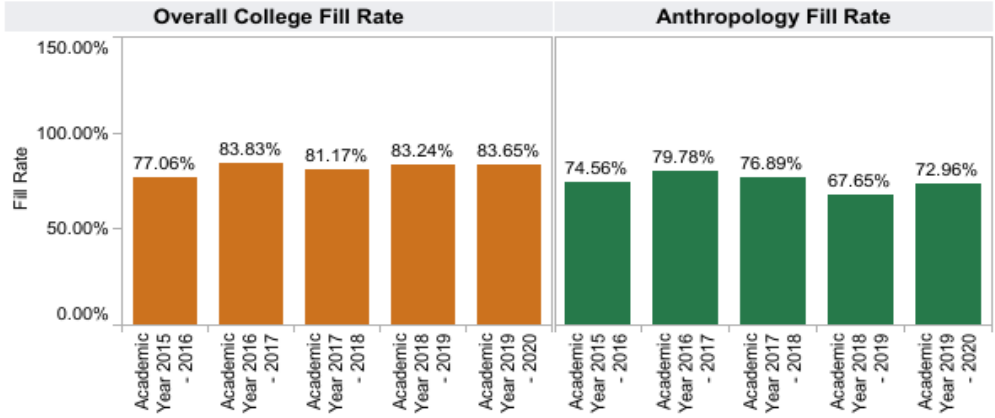
Enrollment: Duplicated count of students who completed greater than 0 units in positive attendance courses or were present on census for all other accounting methods.

In the last academic year (2019-20), enrollment in Anthropology is up by 15.29% compared to an overall college enrollment increase of 0.660%. This is a huge increase for our small but mighty program!

General Student Demand (Fill Rate) (Insert Aggregated Data Chart)

**SLOCCCD Program Review Data - Student Demand (Fill Rate)**

Department: Anthropology      Course: All      Dual Enrollment: All      Prison: All



Fill Rate: The ratio of enrollments to class limits. Cross listed class limits are adjusted appropriately. Also, courses with zero class limits are excluded from this measure.

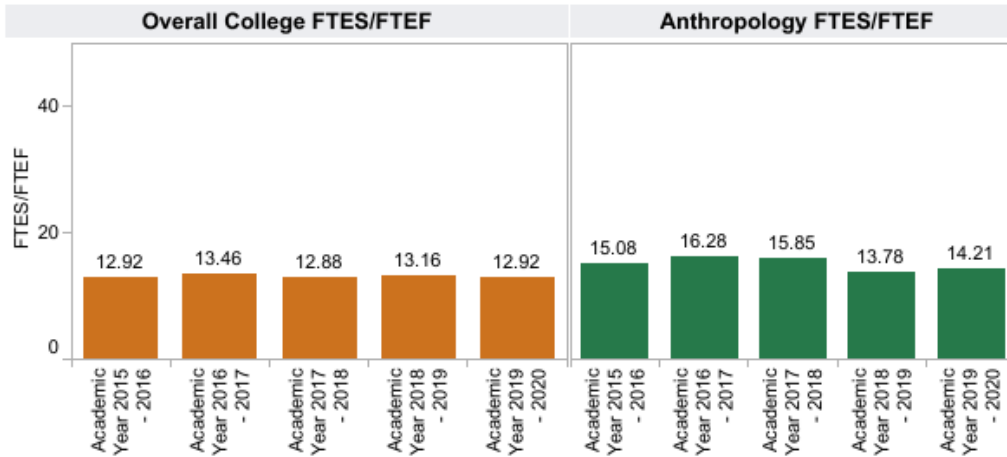
In the last academic year (2019-20), the fill rate in Anthropology is 72.96%, compared to 83.65% for the overall College. This is an increase for Anthropology by 5.31% over the 2018-2019 year. The Anthropology department is active in Promise Day events and the SLO Archeology Society’s Archaeology in the Plaza. This is a community event that was well-attended.

[General Efficiency \(FTES/FTEF\) \(Insert Aggregated Data Chart\)](#)

Insert the data chart and explain observed differences between the program and the college.

**SLOCCCD Program Review Data - Efficiency (FTES/FTEF)**

Department: Anthropology      Course: All      Dual Enrollment: All      Prison: All



FTES/FTEF: The ratio of total FTES to Full-Time Equivalent Faculty (SXD4 Total-Hours/17.5)/XE03 FACULTY-ASSIGNMENT-FTE)

In the last academic year (2019-20), Anthropology’s FTES/FTEF is 14.21, compared to the College’s ratio of 12.92. Since full-time equivalent faculty is one in the Anthropology Department, and we offer 8 different preps, there is little room for inefficiency.

[Student Success—Course Completion by Modality \(Insert Data Chart\)](#)

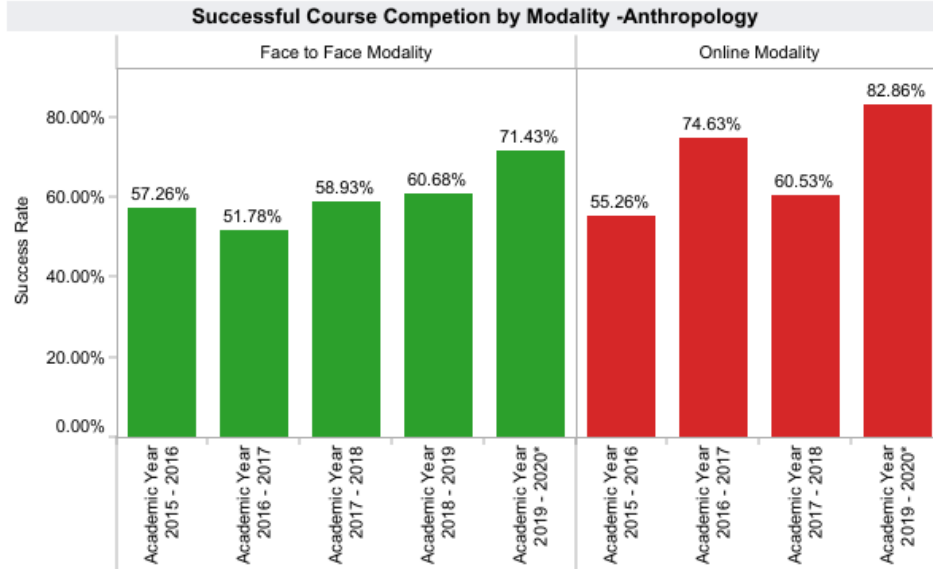
Insert the data chart and explain observed differences between the program and the college.

**SLOCCCD Program Review Data: Successful Course Completion**

Select Department:  
Anthropology

Course:  
All

Legend:  
■ Face to Face Modality  
■ Online Modality



**Successful Course Completion by Modality Table - Anthropology**

		Academic Year 2015 - 2016	Academic Year 2016 - 2017	Academic Year 2017 - 2018	Academic Year 2018 - 2019	Academic Year 2019 - 2020*
Face to Face Modality	Department Success Rate	57.26%	51.78%	58.93%	60.68%	71.43%
	Total Department Enrollments	475.0	450.0	431.0	413.0	440.0
Online Modality	Department Success Rate	55.26%	74.63%	60.53%		82.86%
	Total Department Enrollments	38.0	67.0	38.0		35.0

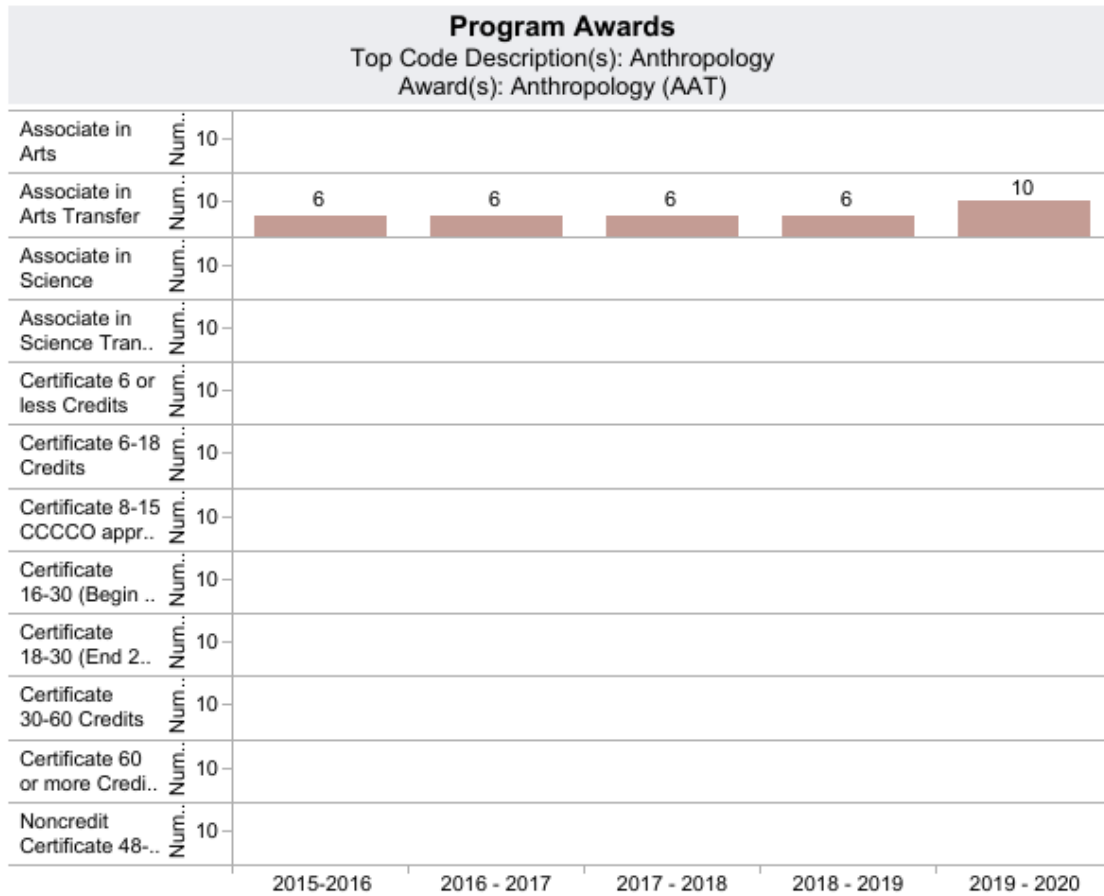
Anthropology has a 71.43% success rate for face-to-face courses and 82.86% for online modality in the 2019-2020 year. Typically, the only online course is ANTH 203. However, it is important to remember that we transitioned mid-semester to DE and students had an option to change their grade to EW. This impacts any meaningful analysis of this indicator.

[Degrees and Certificates Awarded \(Insert Data Chart\)](#)

Insert the data chart and explain observed differences between the program and the college.

**SLOCCCD Program Review Data: Degrees and Certificates Awarded**

**Program:** Anthropology  
**Award Type:** All



Award Type	Award	2015-2016	2016 - 2017	2017 - 2018	2018 - 2019	2019 - 2020
Associate in Arts Tr..	Anthropology (AAT)	6	6	6	6	10
	<b>Total</b>	6	6	6	6	10
	<b>Grand Total</b>	6	6	6	6	10

Program Awards: The number of degrees and certificates awarded by program type

In 2019-2020, Anthropology awarded 10 degrees for transfer!!! This is quite the accomplishment during the uncertain year of spring, 2020. This is an increase in 4 degrees from the previous year. Students transferred to UC Berkeley, UCSB, UCSC, Chico State, Cal Poly, and Humboldt State (to name a few). I am very proud of our students. The continued growth in transfer degrees is a goal of the College with our new funding structure from the state.



General Student Success – Course Completion (Insert Aggregated Data Chart)

**SLOCCCD Program Review Data: Successful Course Completion**

Select Department:  
Anthropology

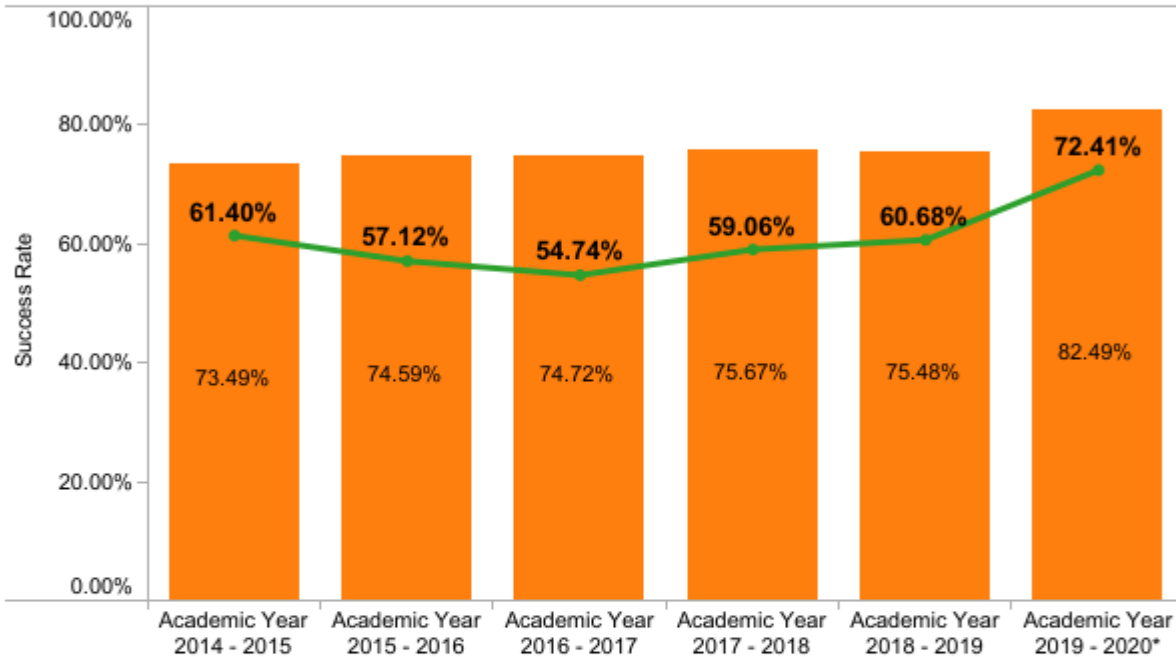
TERM\_ID  
All

**Measure Names**

- Department Success Rate
- Overall College Success Rate

COURSE  
All

**Successful Course Completion - Anthropology**



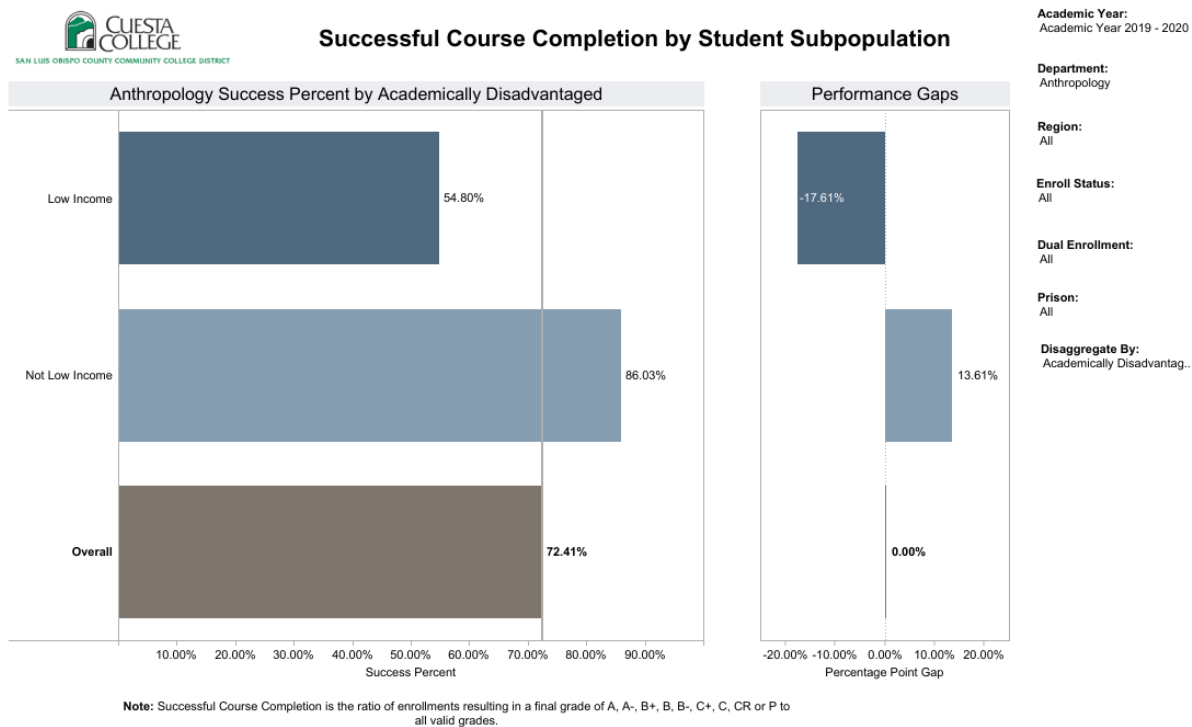
**Anthropology Success Rate Table**

	Academic Year 2015 - 2016	Academic Year 2016 - 2017	Academic Year 2017 - 2018	Academic Year 2018 - 2019	Academic Year 2019 - 2020*
Department Success..	57.12%	54.74%	59.06%	60.68%	72.41%
Total Enrollments	513	517	469	413	475

Success: The Percentage of student enrollments resulting in a final grade of "C" or better

Anthropology’s success rate is 72.41% for 2019-2020, and the College’s success rate is 82.49% for the same time period. Anthropology’s success rate increased by 11.73% compared to 2018-2019. However, it is important to remember that we transitioned mid-semester to DE and students had an option to change their grade to EW. This impacts any meaningful analysis of this indicator.

Review the [Disaggregated Student Success](#) charts; include any charts that you will reference. Describe any departmental or pedagogical outcomes that have occurred as a result of programmatic discussion regarding the data presented.



Efforts have been made in the Anthropology department to make college more affordable. Economic disadvantage is a hinderance to student performance (as is seen in the above disaggregated data). Several course textbooks are now using OER sources. Free embedded tutoring is available in the Student Success Center. Project fees are covered by the instructor.

## OTHER RELEVANT PROGRAM DATA (OPTIONAL)

Provide and comment on any other data that is relevant to your program such as state or national certification/licensure exam results, employment data, etc. If necessary, describe origin and/or data collection methods used.

The Anthropology department received a Foundation Grant in the amount of \$2,558.32 for the purchase of lab supplies.

Professor Mifsud is part of an NSF research grant that is working on research opportunities for undergraduate research. The goal is to equip transfer students with training and put them on equal footing with their cohorts.

## PROGRAM OUTCOMES ASSESSMENT CHECKLIST AND NARRATIVE

### CHECKLIST:

- SLO assessment cycle calendar is up to date.
- All courses scheduled for assessment have been assessed in eLumen.
- Program Sustainability Plan progress report completed (if applicable).

### NARRATIVE:

Briefly describe program changes, if any, which have been implemented in the previous year as a direct result of the Program or Student Services Learning Outcomes Assessment. *If no program changes have been made as results of Program or Student Services Learning Outcomes Assessment, indicate: NONE.*

*None.*

## PROGRAM PLANNING / FORECASTING FOR THE NEXT ACADEMIC YEAR

Briefly describe any program plans for the upcoming academic year. These may include but are not limited to the following: *(Note: you do not need to respond to each of the items below). If there are no forecasted plans for the program, for the upcoming year, indicate: NONE.*

- A. New or modified plans for achieving program-learning outcomes
- B. Anticipated changes in curriculum, scheduling or delivery modality  
ANTH 220 and ANTH 221 are being submitted for Ethnic Studies consideration.
- C. Levels, delivery or types of services
- D. Facilities changes
- E. Staffing projections

F. Other: Listing on IPPR for lab funds (instructional supplies) in the sum of \$8,500.00.

## PROGRAM SUSTAINABILITY PLAN PROGRESS REPORT

This section only needs to be completed if a program has an existing Program Sustainability Plan. Indicate whether objectives established in your Program Sustainability Plan have been addressed or not, and if improvement targets have been met.

Area of Decline or Challenge	Identified Objective (Paste from PSP)	Planning Steps (Check all that apply)	Has the Improvement Target Been Met?
Enrollment		<input type="checkbox"/> Identified <input type="checkbox"/> Resources Allocated <input type="checkbox"/> Implemented	Select one
Student Demand (Fill Rate)		<input type="checkbox"/> Identified <input type="checkbox"/> Resources Allocated <input type="checkbox"/> Implemented	Select one
Efficiency (FTES/FTEF)		<input type="checkbox"/> Identified <input type="checkbox"/> Resources Allocated <input type="checkbox"/> Implemented	Select one
Student Success – Course Completion		<input type="checkbox"/> Identified <input type="checkbox"/> Resources Allocated <input type="checkbox"/> Implemented	Select one
Student Success – Course Modality		<input type="checkbox"/> Identified <input type="checkbox"/> Resources Allocated <input type="checkbox"/> Implemented	Select one
Degrees and Certificates Awarded		<input type="checkbox"/> Identified <input type="checkbox"/> Resources Allocated <input type="checkbox"/> Implemented	Select one

If Program Sustainability Plan is still necessary, provide a brief description of how you plan to continue your PSP and update your PSP to remove any objectives that have been addressed and include any new objectives that are needed.