

2022 INSTRUCTIONAL ANNUAL PROGRAM PLANNING WORKSHEET

CURRENT YEAR: 2022

PROGRAM: ANTHROPOLOGY

CLUSTER: SOCIAL SCIENCES

LAST YEAR CPPR COMPLETED: 2018

NEXT SCHEDULED CPPR: 2023

CURRENT DATE: 2/22/2022

The Annual Program Planning Worksheet (APPW) is the process for:

- reviewing, analyzing and assessing programs on an annual basis
- documenting relevant program changes, trends, and plans for the upcoming year
- identifying program needs, if any, that will become part of the program's [resource plan](#)
- highlighting specific program accomplishments and updates since last year's APPW
- tracking progress on a Program Sustainability Plan if established previously

Note: Degrees and/or certificates for the *same* program *may be consolidated* into one APPW.

This APPW encompasses the following degrees and/or certificates:

Click here to enter text.

GENERAL PROGRAM UPDATE

Describe significant changes, if any, to program mission, purpose or direction. *If there are not any, indicate: NONE.*

Click here to enter text.

PROGRAM SUSTAINABILITY PLAN UPDATE

Was a Program Sustainability Plan established in your program's most recent Comprehensive Program Plan and Review?

Yes If yes, please complete the Program Sustainability Plan Progress Report below.

No If no, you do not need to complete a Progress Report.

If you selected yes, please complete the Program Sustainability Plan Progress Report below after you complete the Data Analysis section. That data collection and analysis will help you to update, if necessary, your Program Sustainability Plan.

DATA ANALYSIS AND PROGRAM-SPECIFIC MEASUREMENTS

Your responses to the prompts for the data elements below should be for the entire program. If this APPW is for multiple degrees and/or certificates, then you MAY want to comment on each degree and/or certificate or discuss them holistically for the entire program being sure to highlight relevant trends for particular degrees and/or certificates if necessary. Responses in this document need only reference the most recent year's available data.

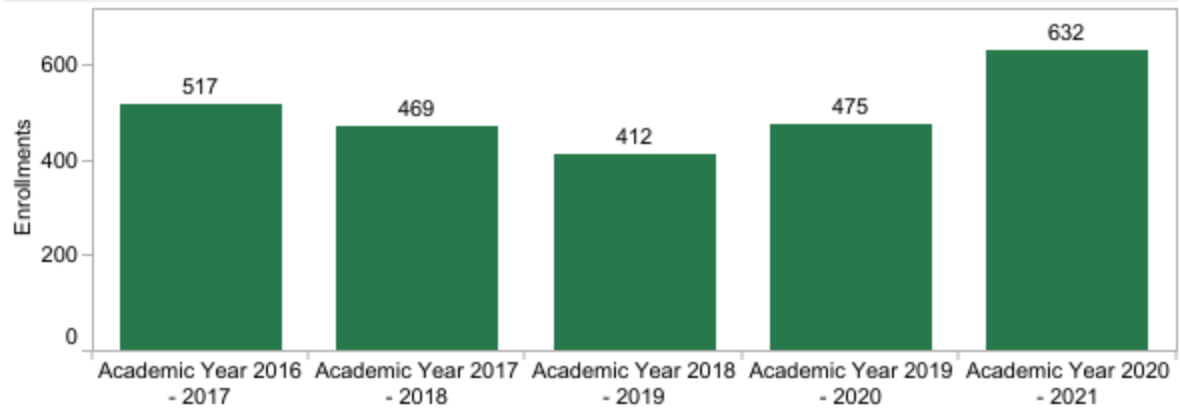
[General Enrollment \(Insert Aggregated Data Chart\)](#)

Insert the data chart and explain observed differences between the program and the college.

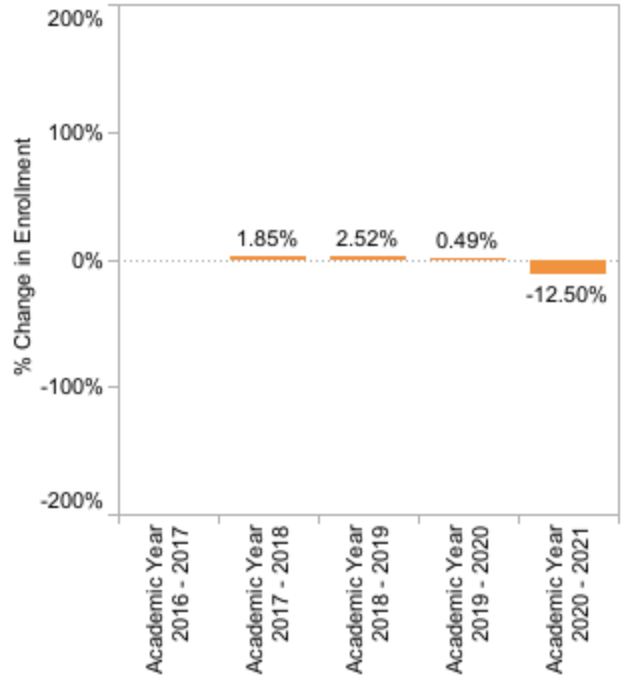
SLOCCCD Program Review Data - Enrollment

Department: Anthropology
 Course: All
 Dual Enrollment: All
 Prison: All

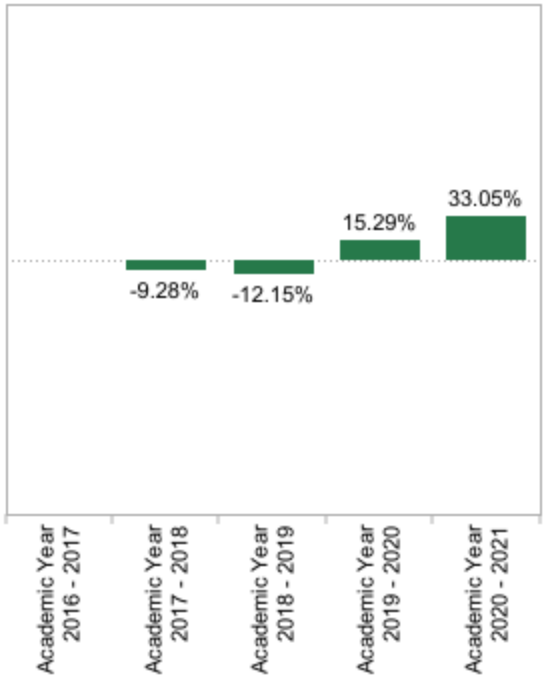
Anthropology Enrollments



% Change - Overall College Enrollments



% Change - Anthropology



Enrollment: Duplicated count of students who completed greater than 0 units in positive attendance courses or were present on census for all other accounting methods.

In the last academic year (2020-21), enrollment in Anthropology is up by 33.05% compared to an

overall college enrollment decrease of 12.50%. This is an increase of 17.76% over the previous academic year. This is a huge increase of 45.55% for our small but mighty program!

[General Student Demand \(Fill Rate\) \(Insert Aggregated Data Chart\)](#)

Insert the data chart and explain observed differences between the program and the college.

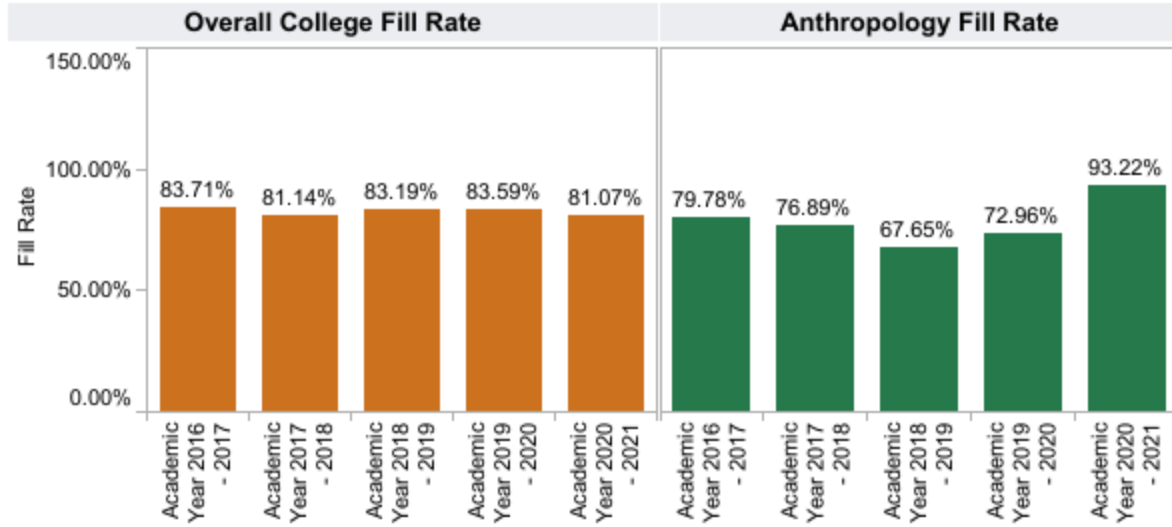
SLOCCCD Program Review Data - Student Demand (Fill Rate)

Department:
Anthropology

Course:
All

Dual Enrollment:
All

Prison:
All



Fill Rate: The ratio of enrollments to class limits. Cross listed class limits are adjusted appropriately. Also, courses with zero class limits are excluded from this measure.

In the last academic year (2020-21), the fill rate in Anthropology is 93.22%, compared to 81.0% for the overall College. This is an increase for Anthropology of 20.26% over the 2019-2020 year, while the overall college fill rates decreased by -2.52%. The Anthropology department is active in Promise Day events, SLO Archeology Society's Archaeology in the Plaza, and other community events. SLO Archaeology Society's event is well-attended.

[General Efficiency \(FTES/FTEF\) \(Insert Aggregated Data Chart\)](#)

Insert the data chart and explain observed differences between the program and the college.

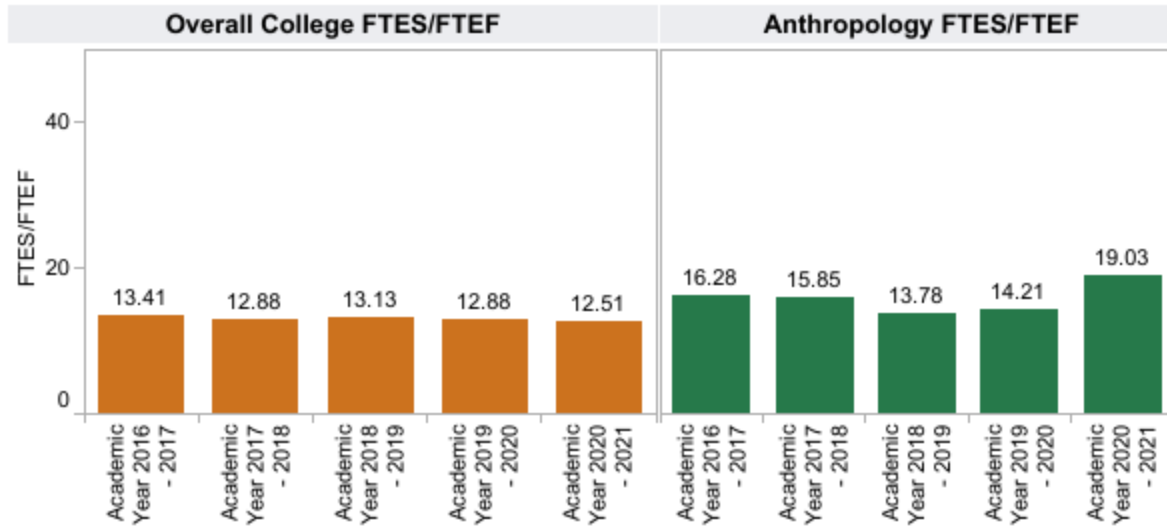
SLOCCCD Program Review Data - Efficiency (FTES/FTEF)

Department:
Anthropology

Course:
All

Dual Enrollment:
All

Prison:
All



FTES/FTEF: The ratio of total FTES to Full-Time Equivalent Faculty
(SXD4 Total-Hours/17.5)/XE03 FACULTY-ASSIGNMENT-FTE)

In the last academic year (2020-21), Anthropology's FTES/FTEF is 19.03, compared to the College's ratio of 12.51. Since full-time equivalent faculty is one instructor in the Anthropology Department, and we offer 8 different preps, there is little room for inefficiency.

[Student Success—Course Completion by Modality \(Insert Data Chart\)](#)

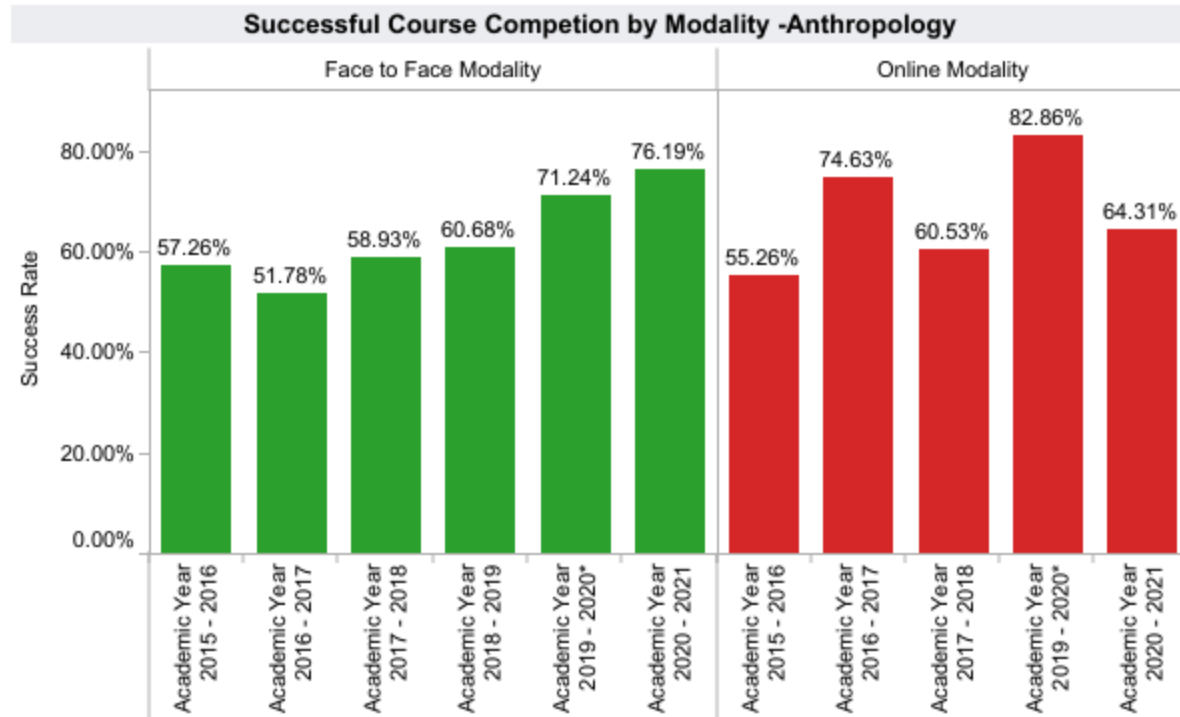
Insert the data chart and explain observed differences between the program and the college.

SLOCCCD Program Review Data: Successful Course Completion

Select Department:
Anthropology

Course:
All

Legend:
■ Face to Face Modality
■ Online Modality



Successful Course Completion by Modality Table - Anthropology

		Academic Year 2015 - 2016	Academic Year 2016 - 2017	Academic Year 2017 - 2018	Academic Year 2018 - 2019	Academic Year 2019 - 2020*	Academic Year 2020 - 2021
Face to Face Modality	Department Success Rate	57.26%	51.78%	58.93%	60.68%	71.24%	76.19%
	Total Department Enrollm..	475.0	450.0	431.0	413.0	440.0	42.0
Online Modality	Department Success Rate	55.26%	74.63%	60.53%		82.86%	64.31%
	Total Department Enrollm..	38.0	67.0	38.0		35.0	590.0

Anthropology has a 76.19% success rate for face-to-face courses and 64.31% for online modality in the 2020-2021 year. In the past, the only online course is ANTH 203. However, it is important to remember that we transitioned mid-semester to DE (in fall 2020) and students had an option to change their grade to EW. Many students made this abrupt transition to D.E. with little previous online experience, or choice of course modality. This impacts any meaningful analysis of this indicator.

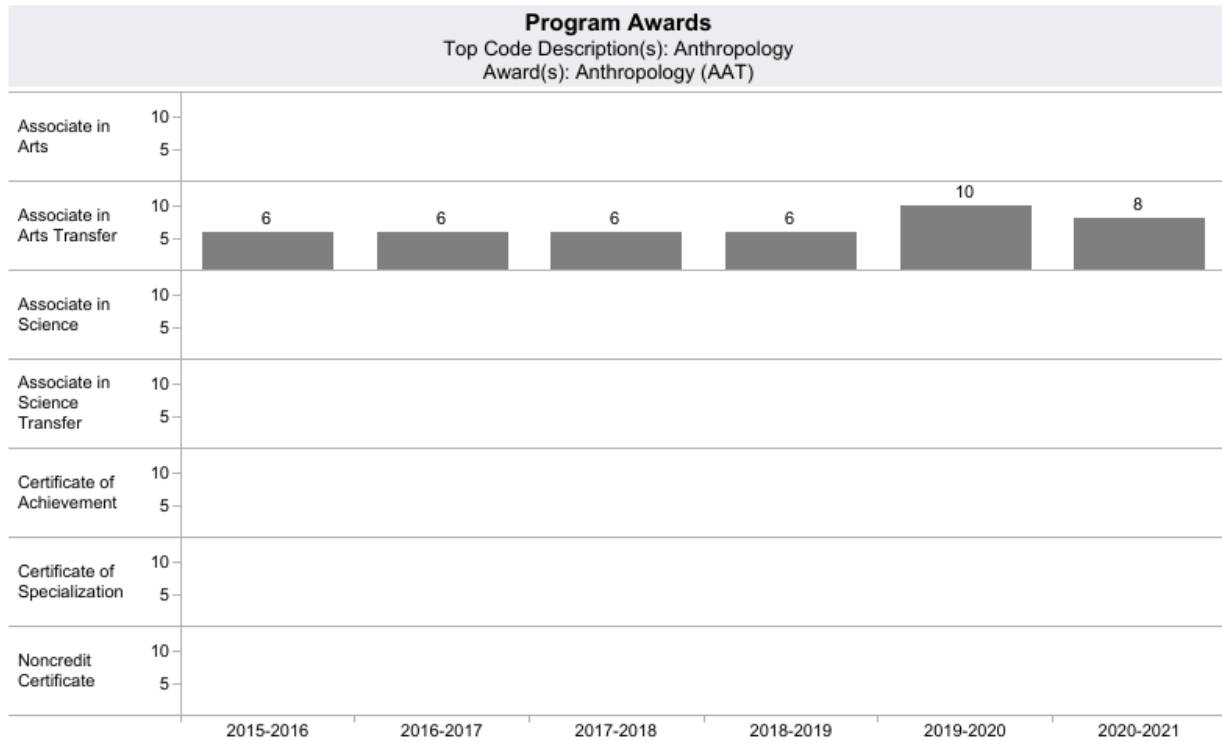
[Degrees and Certificates Awarded \(Insert Data Chart\)](#)

Insert the data chart and explain observed differences between the program and the college.

SLOCCCD Program Review Data: Degrees and Certificates Awarded

Program:
Anthropology

Award Type:
All



Program Awards Table							
Award Type	Award	2015-2016	2016-2017	2017-2018	2018-2019	2019-2020	2020-2021
Associate in Arts Transfer	Anthropology (AAT)	6	6	6	6	10	8
	Total	6	6	6	6	10	8
Grand Total		6	6	6	6	10	8

Program Awards: The number of degrees and certificates awarded by program type

In 2020-21, Anthropology awarded 8 degrees for transfer!!! This is quite the accomplishment during the uncertain year of spring, 2020. This is an decrease in 2 degrees from the previous year. Students transferred to UC Berkeley, UCSB, UCSC, UCLA, Chico State, Cal Poly, and Humboldt State (to name a few). Two former Cuesta graduates in Anthropology successfully defended their PhD's in March 2021! Cuesta's students in Anthropology are able to achieve their academic goals. The continued growth in transfer degrees is a goal of the College with our new funding structure from the state.

General Student Success – Course Completion (Insert Aggregated Data Chart)

SLOCCCD Program Review Data: Successful Course Completion

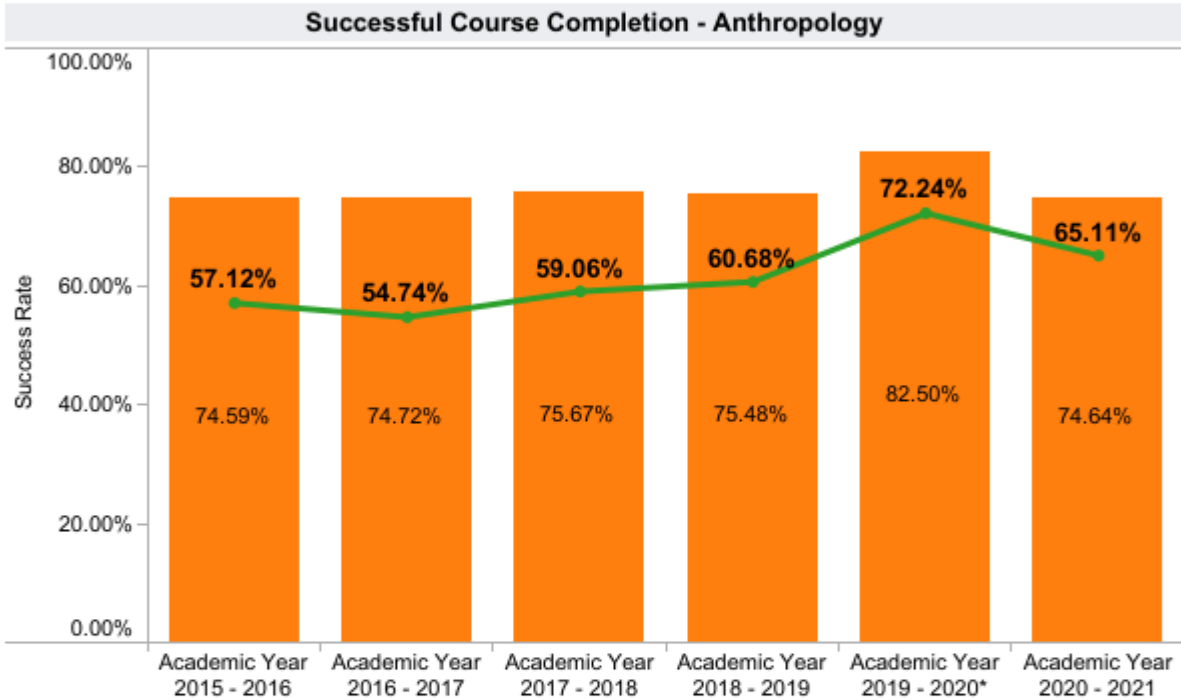
Select Department:
Anthropology

TERM
All

Measure Names

- Department Success Rate
- Overall College Success Rate

COURSE
All

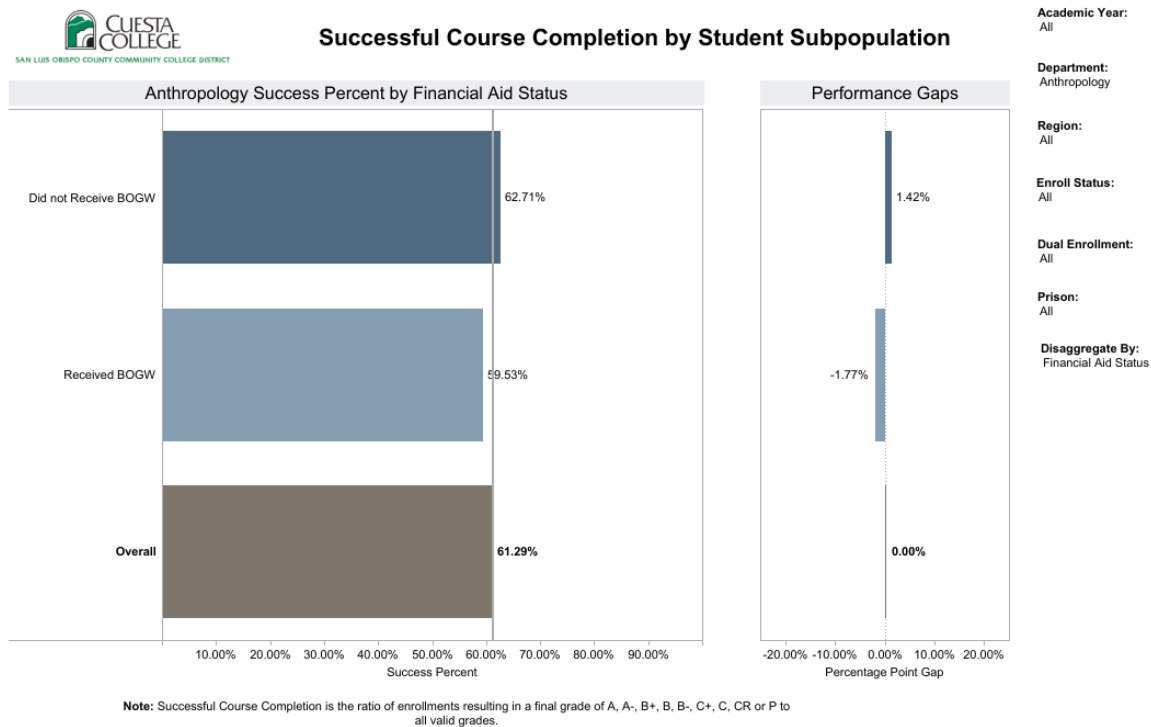


	Academic Year 2015 - 2016	Academic Year 2016 - 2017	Academic Year 2017 - 2018	Academic Year 2018 - 2019	Academic Year 2019 - 2020*	Academic Year 2020 - 2021
Department Success..	57.12%	54.74%	59.06%	60.68%	72.24%	65.11%
Total Enrollments	513	517	469	413	475	632

Success: The Percentage of student enrollments resulting in a final grade of "C" or better

Anthropology’s success rate is 65.11% for 2020-21, and the College’s success rate is 74.64% for the same time period. Anthropology’s success rate decreased by 7.13% compared to 2019-20. The College’s success rate for the same time period decreased by 7.86%. However, it is important to remember that we transitioned mid-semester to DE (fall 2020) and students had an option to change their grade to EW. This impacts any meaningful analysis of this indicator.

Review the [Disaggregated Student Success](#) charts; include any charts that you will reference. Describe any departmental or pedagogical outcomes that have occurred as a result of programmatic discussion regarding the data presented.



Efforts have been made in the Anthropology department to make college more affordable. Economic disadvantage is a hinderance to student performance (as is seen in the above disaggregated data). Several course textbooks are now using OER sources. Free embedded tutoring is available in the Student Success Center and online. Project fees are covered by the instructor.

With regard to demographic variations, Anthropology faculty looked at the data and found that variations do occur. This is not unexpected in an open-admissions institution, where students enroll with different levels of preparedness. Faculty are unable to run multi-variable statistical analyses, on statistically viable sample sizes, and are therefore unable to assess demographic

information further.

OTHER RELEVANT PROGRAM DATA (OPTIONAL)

Provide and comment on any other data that is relevant to your program such as state or national certification/licensure exam results, employment data, etc. If necessary, describe origin and/or data collection methods used.

The Anthropology department received a Foundation Grant in the amount of \$2,558.32 for the purchase of lab supplies.

Professor Mifsud is part of an NSF research grant that is working on research opportunities for undergraduate research. The goal is to equip transfer students with training and put them on equal footing with their cohorts.

PROGRAM OUTCOMES ASSESSMENT CHECKLIST AND NARRATIVE

CHECKLIST:

- SLO assessment cycle calendar is up to date.
- All courses scheduled for assessment have been assessed in eLumen.
- Program Sustainability Plan progress report completed (if applicable).

NARRATIVE:

Briefly describe program changes, if any, which have been implemented in the previous year as a direct result of the Program or Student Services Learning Outcomes Assessment. *If no program changes have been made as results of Program or Student Services Learning Outcomes Assessment, indicate: NONE.*

None.

PROGRAM PLANNING / FORECASTING FOR THE NEXT ACADEMIC YEAR

Briefly describe any program plans for the upcoming academic year. These may include but are not limited to the following: *(Note: you do not need to respond to each of the items below). If there are no forecasted plans for the program, for the upcoming year, indicate: NONE.*

A. New or modified plans for achieving program-learning outcomes

- B. Anticipated changes in curriculum, scheduling or delivery modality- ANTH 220 and ANTH 221 are being submitted for Ethnic Studies consideration by the CSU.
- C. Levels, delivery or types of services
- D. Facilities changes
- E. Staffing projections
- F. Other

PROGRAM SUSTAINABILITY PLAN PROGRESS REPORT

This section only needs to be completed if a program has an existing Program Sustainability Plan. Indicate whether objectives established in your Program Sustainability Plan have been addressed or not, and if improvement targets have been met.

Area of Decline or Challenge	Identified Objective (Paste from PSP)	Planning Steps (Check all that apply)	Has the Improvement Target Been Met?
Enrollment		<input type="checkbox"/> Identified <input type="checkbox"/> Resources Allocated <input type="checkbox"/> Implemented	Select one
Student Demand (Fill Rate)		<input type="checkbox"/> Identified <input type="checkbox"/> Resources Allocated <input type="checkbox"/> Implemented	Select one
Efficiency (FTES/FTEF)		<input type="checkbox"/> Identified <input type="checkbox"/> Resources Allocated <input type="checkbox"/> Implemented	Select one
Student Success – Course Completion		<input type="checkbox"/> Identified <input type="checkbox"/> Resources Allocated <input type="checkbox"/> Implemented	Select one
Student Success – Course Modality		<input type="checkbox"/> Identified <input type="checkbox"/> Resources Allocated <input type="checkbox"/> Implemented	Select one
Degrees and Certificates Awarded		<input type="checkbox"/> Identified <input type="checkbox"/> Resources Allocated <input type="checkbox"/> Implemented	Select one

If Program Sustainability Plan is still necessary, provide a brief description of how you plan to continue your PSP and update your PSP to remove any objectives that have been addressed and include any new objectives that are needed.