

INSTRUCTIONAL ANNUAL PROGRAM PLANNING WORKSHEET FOR 2017-2018

CURRENT YEAR: 2017-2018

CLUSTER: HUMANITIES

NEXT SCHEDULED CPPR: 2018

PROGRAM: ART HISTORY AND PROFESSIONAL PRACTICES

LAST YEAR CPPR COMPLETED: 2014

CURRENT DATE: 3/1/2017

This APPW encompasses the following degrees and/or certificates:

AA Art History and Professional Practices and AD-T Art History

GENERAL PROGRAM UPDATE.

There have been no major changes to the Art History program mission or purpose, however in response to declining enrollments and to further strengthen our program and support our students, in 2016-17, Art History, along with the Fine Arts program, continued to focus on outreach, community involvement, and increased efficiency, encouraging our students to complete one or more of our degrees. In addition, we are increasing efforts to create a sense of engagement and community among our student body, both within and outside the classroom. In Fall 2016, we taught our first concurrent enrollment class at New Tech High in Nipomo where we are in a two-year rotation for Art Appreciation. Concurrent enrollment offers a new direction for our program. We will pursue other opportunities as they arise.

The gallery continues to be a significant outreach and community involvement tool and is essential for the teaching of the Art Gallery class. Please see the Art Studio APPW for a list of gallery and division exhibitions and outreach events that occurred in 2016-17.

At the end of Spring 2016 our full-time, tenure track art history instructor, Megin Debin, resigned to take a job at Fullerton College. We quickly started the process for a one-year, full-time replacement and were extremely fortunate to find Michelle Craig. Michelle is qualified to teach DE Art Appreciation, all of the art history courses and our Museum Practices and Art Gallery courses. Michelle continued the Art History club and Facebook page, has evaluated part-time instructors and has been an insightful participant in division meetings. She joined the Academic Senate in Spring 2017.

Although we anticipate no changes to the mission or purpose of our program, we look forward to stability and leadership for the overall direction of our program with the hiring of a tenure-track faculty for next year.

PROGRAM SUSTAINABILITY PLAN UPDATE

Was a Program Sustainability Plan established in your program's most recent Comprehensive Program Plan and Review? **NO**

INSTRUCTIONAL ANNUAL PROGRAM PLANNING WORKSHEET FOR 2017-2018

DATA ANALYSIS AND PROGRAM-SPECIFIC MEASUREMENTS

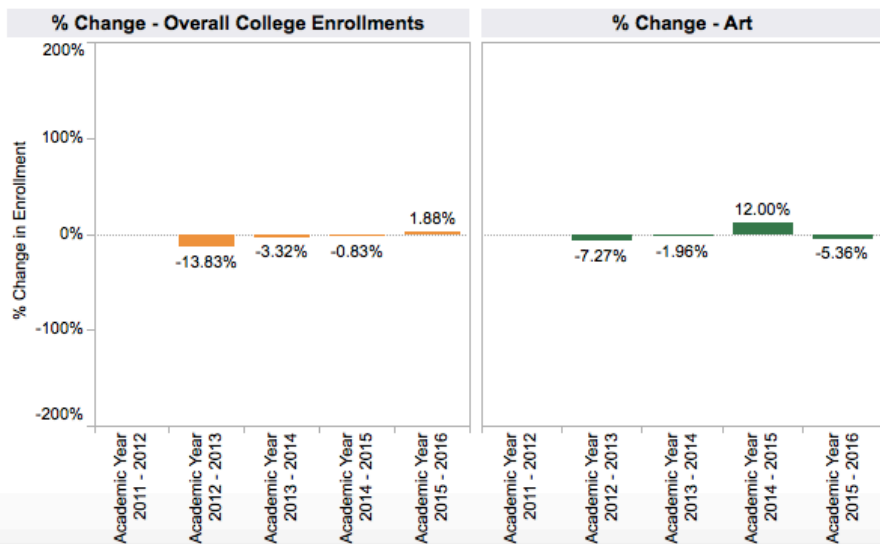
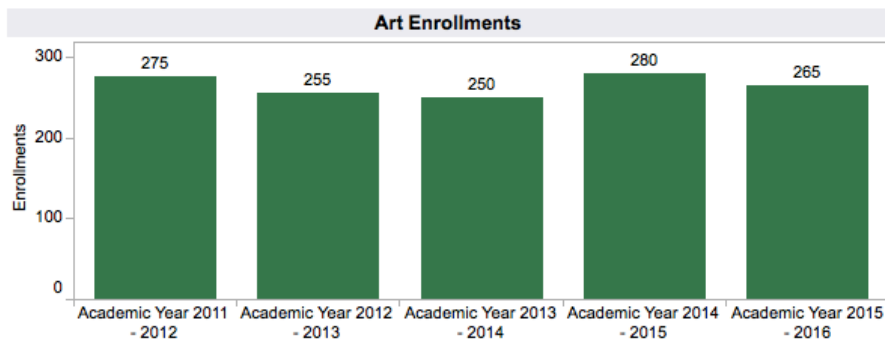
Data encompasses courses within our AA AHPP that were taught in the last five years: ART- 202, 203, 204, 205, 206, 207, 295. Art 200, Art Appreciation, was looked at separately since it is a course designed to fulfill a general education requirement for non-art or non-art history majors and is not within either of our art history degrees.

General Enrollment (Insert Aggregated Data Chart)

Enrollment Art History:

SLOCCCD Program Review Data - Enrollment

Department: Course:



Enrollments have ranged between 250 and 280 for the last five years. We have been and will strive to keep our enrollments steady by drafting schedules with time slots that fill well. Disaggregated data specifically for Art History is not available as Art History is within the Fine Arts division and all classes have the ART prefix. Please see the APPW for Art Studio for general disaggregated data for Art.

INSTRUCTIONAL ANNUAL PROGRAM PLANNING WORKSHEET FOR 2017-2018

Enrollment Art Appreciation:

SLOCCCD Program Review Data - Enrollment

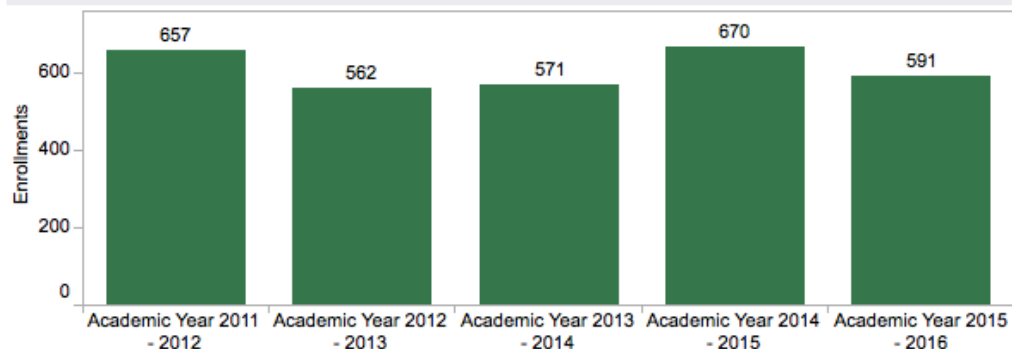
Department:

Art

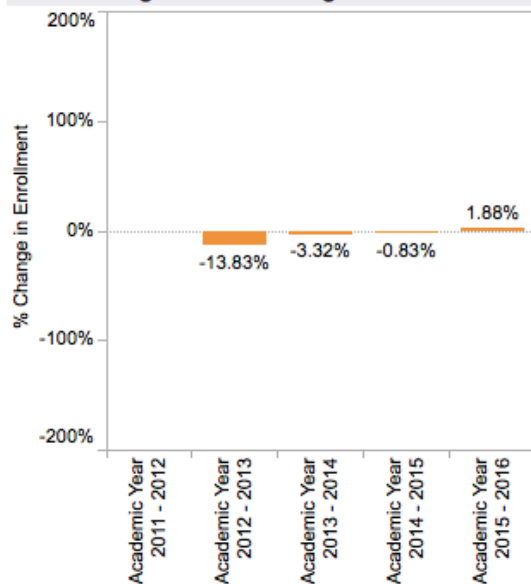
Course:

ART 200

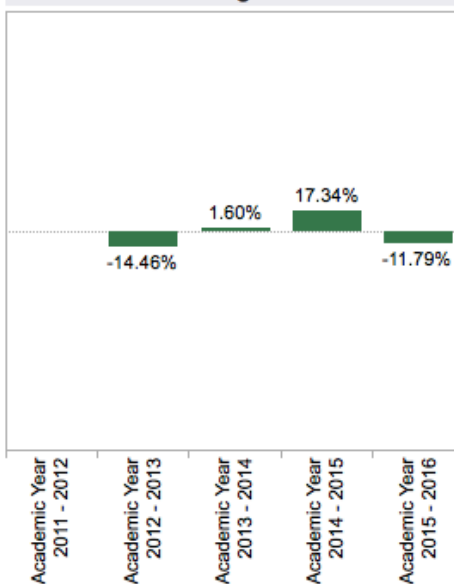
Art Enrollments



% Change - Overall College Enrollments



% Change - Art



Enrollment for Art 200 has seen greater ranges than art history classes. Enrollment in Art 200 rose by 99 students in 2014-15 and dropped 79 students in 2015-16. Our gains and losses were contrary to overall college enrollments and do not correlate to the number of sectioned offered: 2014-15 had 14 sections and the other years had 15 sections. One factor was the replacement of face-to-face courses with caps of 40 with DE courses that had caps of 30. In 2015-16, we went from offering two DE courses a year to five. We would have gained an additional 50 enrollments if DE caps had been set at 40 in the 2015-16 academic year.

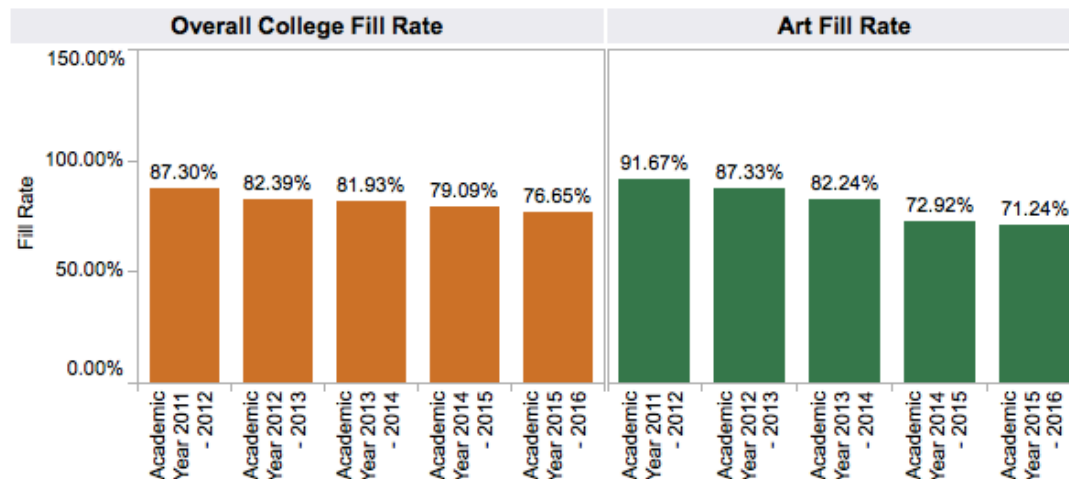
INSTRUCTIONAL ANNUAL PROGRAM PLANNING WORKSHEET FOR 2017-2018

General Student Demand (Fill Rate) (Insert Aggregated Data Chart)

Fill Rate Art History:

SLOCCCD Program Review Data - Student Demand (Fill Rate)

Department: Course:



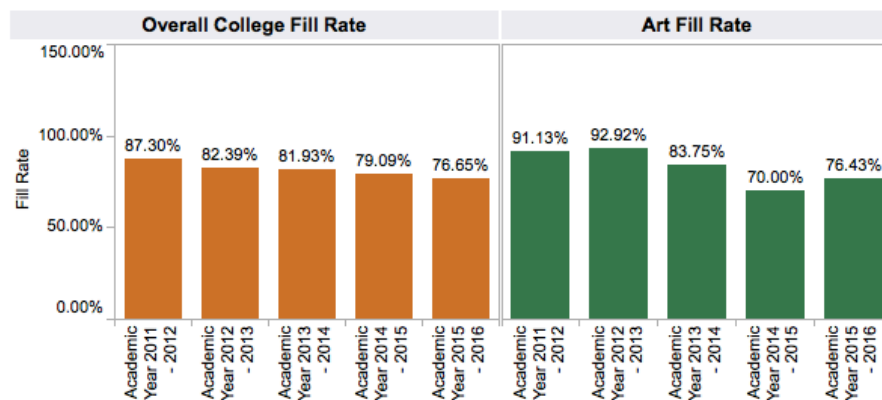
Fill rates have steadily declined in the past five years. Although the trend mirrors the decline in overall college fill rates, 2014-16 saw significantly lower fill rates. We think the popularity of DE Art Appreciation courses for students fulfilling a general education requirement may be drawing students from face-to-face courses. Another factor may be the time lag between courses being approved and their inclusion in our AD-T. In 2015, based on the transfer model curriculum, we divided our one non-Western course (Art 206- now deactivated) into four new courses: Art 207: Mexican Art I (Precolumbian), Art 208: Mexican Art II (Colonial to Contemporary), Art 209: Asian Art, and Art 210: Art of Africa, Native America, and Oceania. Students may not have enrolled in Art 207, which was very low enrolled when offered in Spring 2016, because these changes were not reflected in the catalogue for either of our AD-Ts (Art History and Studio Art) due to the slow State approval process. That same lag has possibly affected Art 207 and Art 208, which were offered this year. Although low enrolled, the courses were not cut because these courses are geared specifically at better serving our local San Luis Obispo county population, which has an increasing number of Latino students who may be attracted to our campus because of these new course offerings and may help address the mandate to help increase student success, particularly of underperforming student populations such as young, male Latino/Hispanic students. The revised AA-T Art History was finally approved at the Chancellor's Office in February 2017. This revision was to remove the deactivated course ART 206 and add the new art history courses of ART 207, ART 208, ART 209, and ART 210. The approval was received in time for the 2017-2018 catalog.

INSTRUCTIONAL ANNUAL PROGRAM PLANNING WORKSHEET FOR 2017-2018

Fill Rate Western Art History:

SLOCCCD Program Review Data - Student Demand (Fill Rate)

Department: Course:

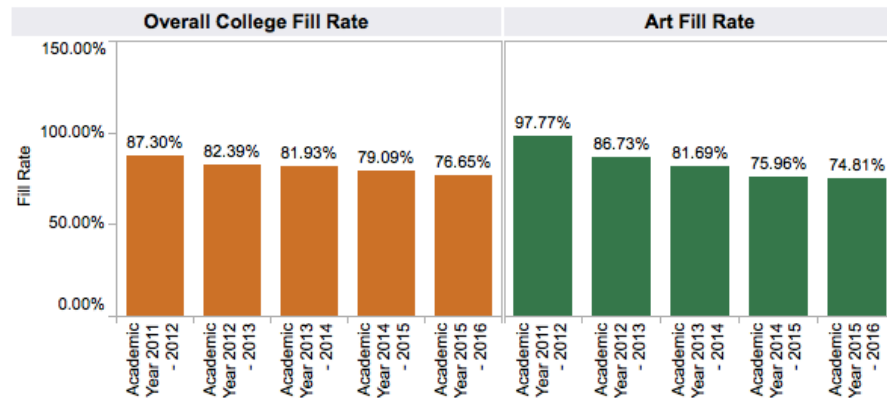


The chart above shows data for our three western art history courses (Art 203, 204 and 205). Fill rates are the same as the overall college. With inclusion in the AD-Ts and outreach we hope our non-western series of courses will have healthy fill rates. Offering fewer face-to-face art history courses and exploring DE art history are strategies being considered to improve fill rates for all art history courses.

Fill Rate Art Appreciation:

SLOCCCD Program Review Data - Student Demand (Fill Rate)

Department: Course:



In an attempt to capture more students and increase efficiency we began offering Art 200 in the humanities forum. The first year the course filled well and the second it did not, which in combination with low enrolled North County classes affected our fill rates.

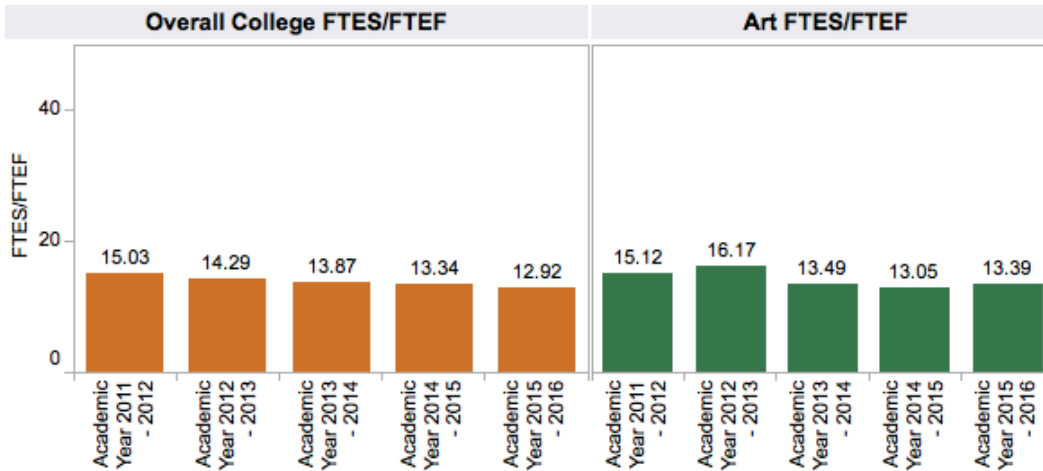
INSTRUCTIONAL ANNUAL PROGRAM PLANNING WORKSHEET FOR 2017-2018

[General Efficiency \(FTES/FTEF\) \(Insert Aggregated Data Chart\)](#)

Efficiency Art History:

SLOCCCD Program Review Data - Efficiency (FTES/FTEF)

Department: Course:

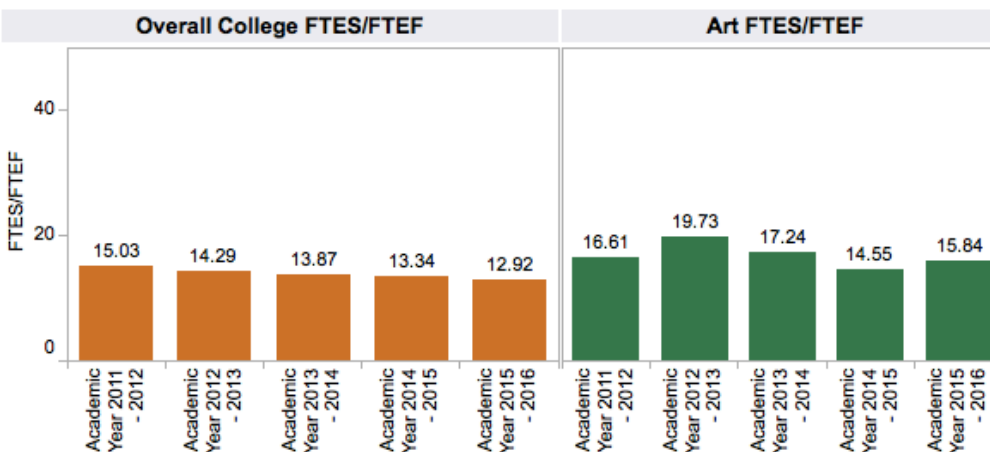


Efficiency for AHPP courses are at or above overall college efficiency. The same problems that effected fill rate are reflected here.

Efficiency Western Art History:

SLOCCCD Program Review Data - Efficiency (FTES/FTEF)

Department: Course:



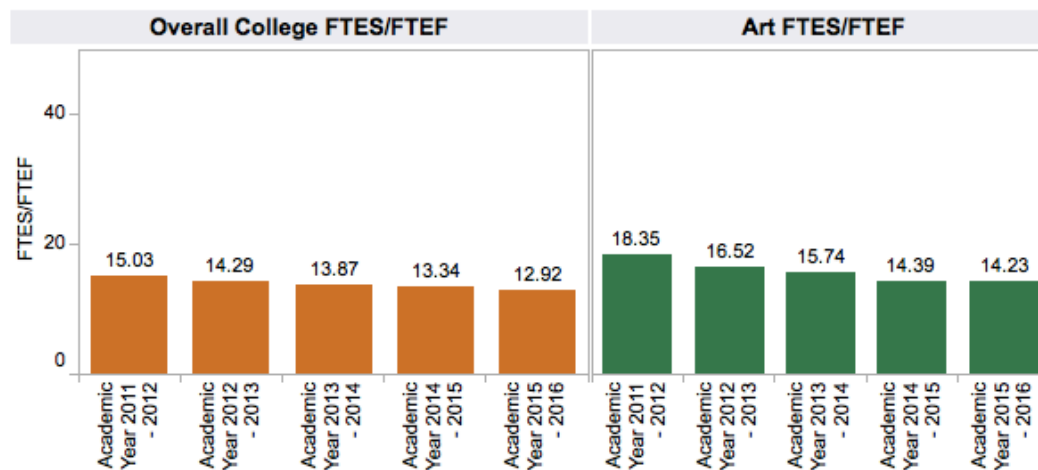
Efficiency for our western art history courses is significantly above the college mean.

INSTRUCTIONAL ANNUAL PROGRAM PLANNING WORKSHEET FOR 2017-2018

Efficiency Art Appreciation:

SLOCCCD Program Review Data - Efficiency (FTES/FTEF)

Department: Course:



Efficiency for Art 200 is higher than the overall college, but much below where it should be to offset our classes with lower caps, such as Art 202 and 295. An increase in the cap from 30-40 for DE Art Appreciation will help bring up these numbers.

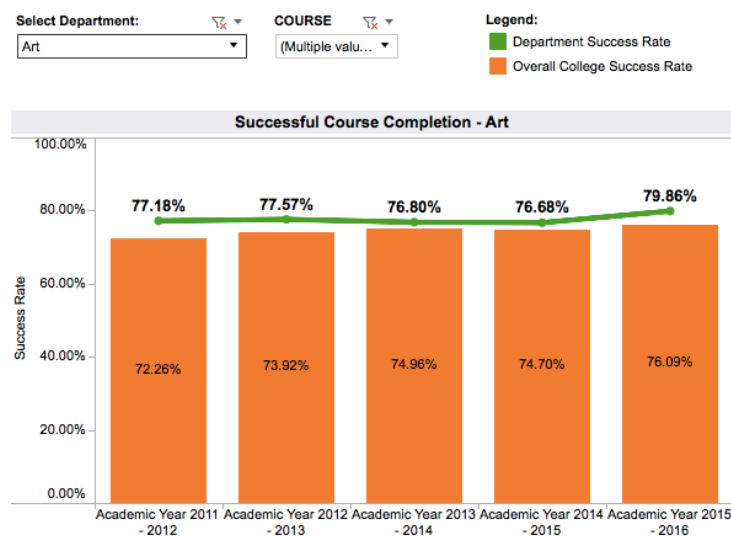
The target for Fines Arts is to increase FTES by 1% and decrease FTEF by 2.8%. The Art History program will help meet these targets with the increased caps in DE Art Appreciation and by putting Art 295: Art Gallery on a two-year cycle. In Fall 2017, Art 200 will be offered at 8:00 am on the North County campus as part of the two-year rotation for the Business Admin and Ag Business AD-Ts, which ideally will help fill that class.

INSTRUCTIONAL ANNUAL PROGRAM PLANNING WORKSHEET FOR 2017-2018

General Student Success – Course Completion (Insert Aggregated Data Chart)

Course Completion Art History:

SLOCCCD Program Review Data: Successful Course Completion



Art Success Rate Table

	Academic Year 2011 - 2012	Academic Year 2012 - 2013	Academic Year 2013 - 2014	Academic Year 2014 - 2015	Academic Year 2015 - 2016
Department Success..	77.18%	77.57%	76.80%	76.68%	79.86%
Total Enrollments	929	816	819	939	839

Course completion is above the overall college with an almost 3% increase in 2015-16. Completion rates for Art 200 were almost identical.

INSTRUCTIONAL ANNUAL PROGRAM PLANNING WORKSHEET FOR 2017-2018

Student Success—Course Modality (Insert Data Chart)

Student Success Art History:

SLOCCCD Program Review Data: Successful Course Completion

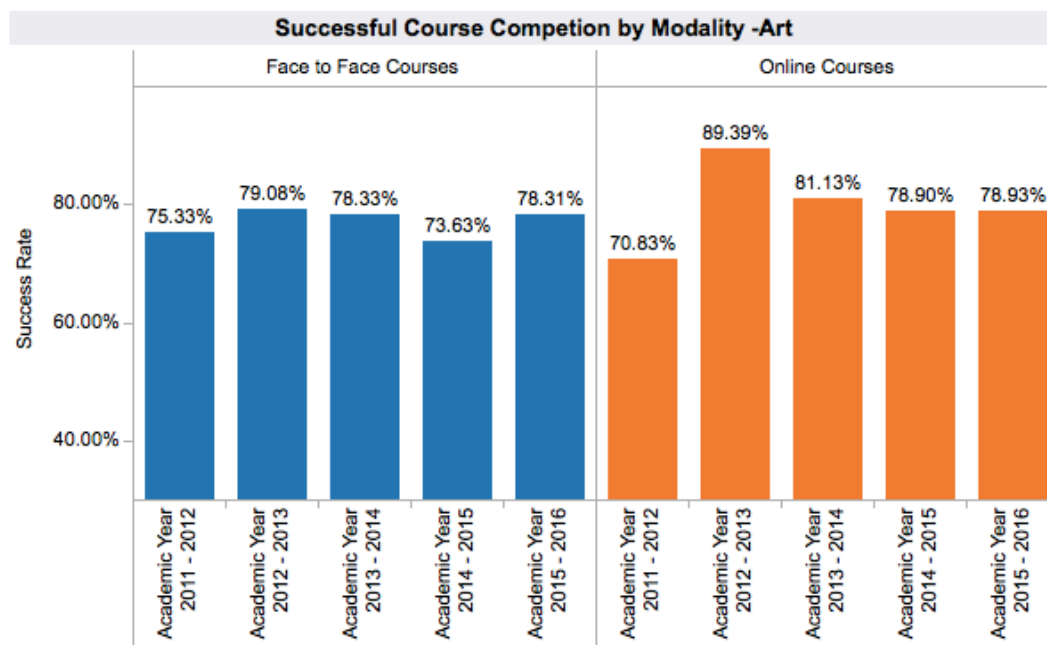
Select Department:

Art

Legend:

Face to Face Courses

Online Courses



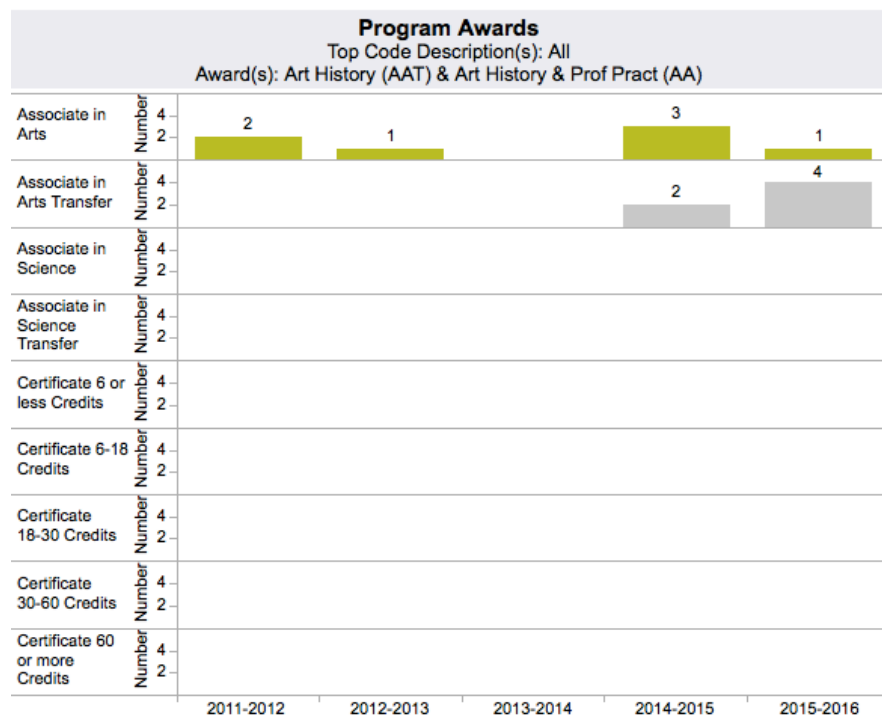
Successful Course Completion by Modality Table - Art						
		Academic Year 2011 - 2012	Academic Year 2012 - 2013	Academic Year 2013 - 2014	Academic Year 2014 - 2015	Academic Year 2015 - 2016
Face to Face Courses	Department Success Rate	75.33%	79.08%	78.33%	73.63%	78.31%
	Total Department Enrollments	2,547	2,367	2,234	2,192	1,946
Online Courses	Department Success Rate	70.83%	89.39%	81.13%	78.90%	78.93%
	Total Department Enrollments	120	66	53	218	319

With the exception of a dip in 2011-12 and a spike in 2012-13 for DE, completion rates for DE and face-to-face have been similar, steady and slightly above the college figures. We are not able to break out individual courses in DE so the results for DE Art 200 are mixed with two DE Graphics courses (255 and 256).

Art History instructors are encouraged to reach out to students who are struggling or have missed more than one class session. Students are asked to seek additional help in office hours and are made aware of services offered by the college.

INSTRUCTIONAL ANNUAL PROGRAM PLANNING WORKSHEET FOR 2017-2018

Degrees and Certificates Awarded (Insert Data Chart)



Program Awards Table						
Award T.	Award	2011-2012	2012-2013	2013-2014	2014-2015	2015-2016
Associate in Arts	Art History & Prof Pract (AA)	2	1		3	1
	Total	2	1		3	1
Associate in Arts Transfer	Art History (AAT)				2	4
	Total				2	4
Grand Total		2	1		5	5

From 2015 to 2016 we saw an increase in the number of students awarded AD-T and a decrease in the number of students awarded the AA AHPP. This year we know we have several students enrolled in the Art Gallery class who are close to completing both the AD-T and AA AHPP. We currently have fifteen students self-identified as AD-T and/or AA AHPP majors.

PROGRAM OUTCOMES ASSESSMENT AND IMPROVEMENTS CHECKLIST AND NARRATIVE

CHECKLIST:

- ☐ SLO assessment cycle calendar is up to date: **Yes**
- ☐ Date SLO assessment cycle calendar was last updated: **Fall 2016**
- ☐ All courses scheduled for assessment have been assessed in eLumen **Yes**
- ☐ Dates of last completed course assessments in eLumen : **Fall 2016**
- ☐ Program Sustainability Plan progress report completed **N/A**

INSTRUCTIONAL ANNUAL PROGRAM PLANNING WORKSHEET FOR 2017-2018

Narrative:

Briefly describe program changes, if any, which have been implemented in the previous year as a direct result of the Program or Student Services Learning Outcomes Assessment. *If no program changes have been made as results of Program or Student Services Learning Outcomes Assessment, indicate: NONE.*

None

PROGRAM PLANNING / FORECASTING FOR THE NEXT ACADEMIC YEAR

Briefly describe any program plans for the upcoming academic year. These may include, but are not limited to the following: *(Note: you do not need to respond to each of the items below). If there are no forecasted plans for the program, for the upcoming year, indicate: NONE.*

- A. New or modified plans for achieving program learning outcomes.

We are waiting until next year, when our full-time tenure-track faculty is hired, to plan for changes in the assessment and possibly, new ways to help our students meet the Program Learning Outcomes and successfully complete our degrees.

- B. Anticipated changes in curriculum, scheduling or delivery modality

Curriculum:

We will explore adding DE modalities to more Art History courses if face-to-face enrollments remain low.

Scheduling:

Next fall, which will be our third fall semester offering Art 200 in the humanities forum, we will assess whether fill rates warrant continuing the practice.

We will work with the scheduler to find time slots that keep our North County classes in Dallin's hall or the science forum, which appear to be the only classrooms with adequate AV for our image dependent courses.

Next fall, the tenure-track instructor will assess our two-year rotation of courses based on frequency needed for students to complete our degrees and fill rates.

We will welcome opportunities for concurrent and dual enrollment.

- C. Levels, delivery or types of services, **None**

- D. Facilities changes, **None**

- E. Staffing projections

We may need to run a pool to find instructors to teach DE courses.

- F. Other