

2024 INSTRUCTIONAL ANNUAL PROGRAM PLANNING WORKSHEET

CURRENT YEAR: 2024

PROGRAM(S): COMPUTER AND NETWORK TECHNOLOGY

CLUSTER: WORKFORCE DEVELOPMENT

AREA OF STUDY: CNET

LAST YEAR CPPR COMPLETED: 2023 NEXT SCHEDULED CPPR: 2027 CURRENT DATE: 2/16/2024

The Annual Program Planning Worksheet (APPW) is the process for:

- reviewing, analyzing and assessing programs on an annual basis
- documenting relevant program changes, trends, and plans for the upcoming year
- identifying program needs, if any, that will become part of the program's [Resource Plan](#), which can be downloaded from this [SharePoint folder](#). Please review the [Resource Allocation Rubric](#) when preparing the resource plan.
- highlighting specific program accomplishments and updates since last year's APPW
- tracking progress on a Program Sustainability Plan if established previously

Note: Degrees and/or certificates for the *same* program *may be consolidated* into one APPW.

This APPW encompasses the following programs of study (degrees and/or certificates):

Computer and Networking Technology, AS, Computer Networking Support, CS ,Computer Support Specialist, CS, Network Infrastructure Support, CS

General Program Update

Describe changes and improvements to the program, such as changes to the mission, purpose, or direction. In particular, indicate any changes that have been made to address equity gaps. [Click here to enter text.](#)

Program Sustainability Plan Update

Was a Program Sustainability Plan established in your program's most recent Comprehensive Program Plan and Review?

Yes If yes, please complete the Program Sustainability Plan Progress Report below.

No If no, you do not need to complete a Progress Report.

If you selected yes, please complete the Program Sustainability Plan Progress Report below after you complete the Data Analysis section. That data collection and analysis will help you to update, if necessary, your Program Sustainability Plan.

Data Analysis and Program-Specific Measurements

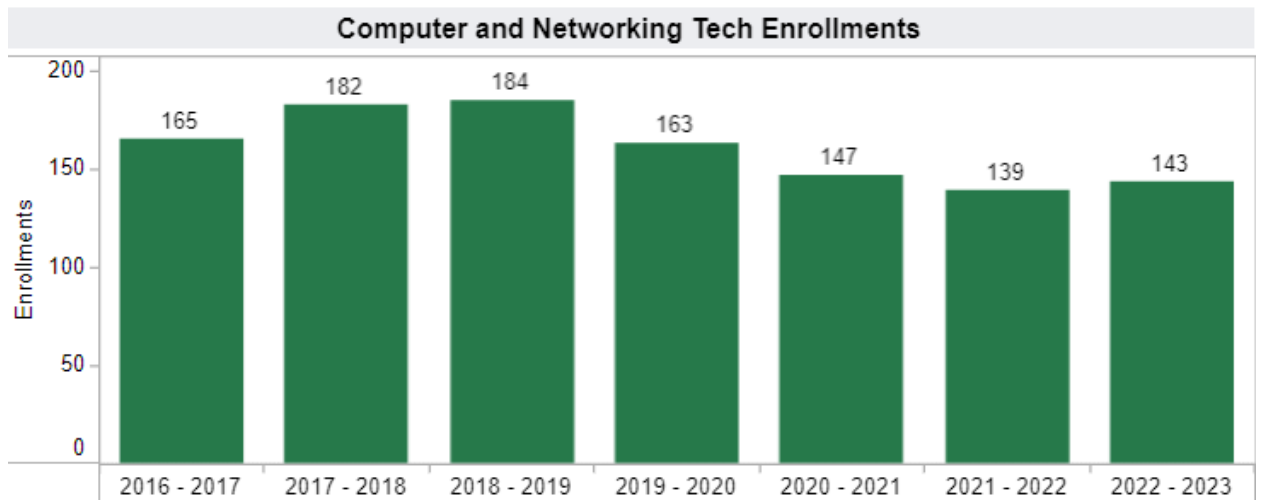
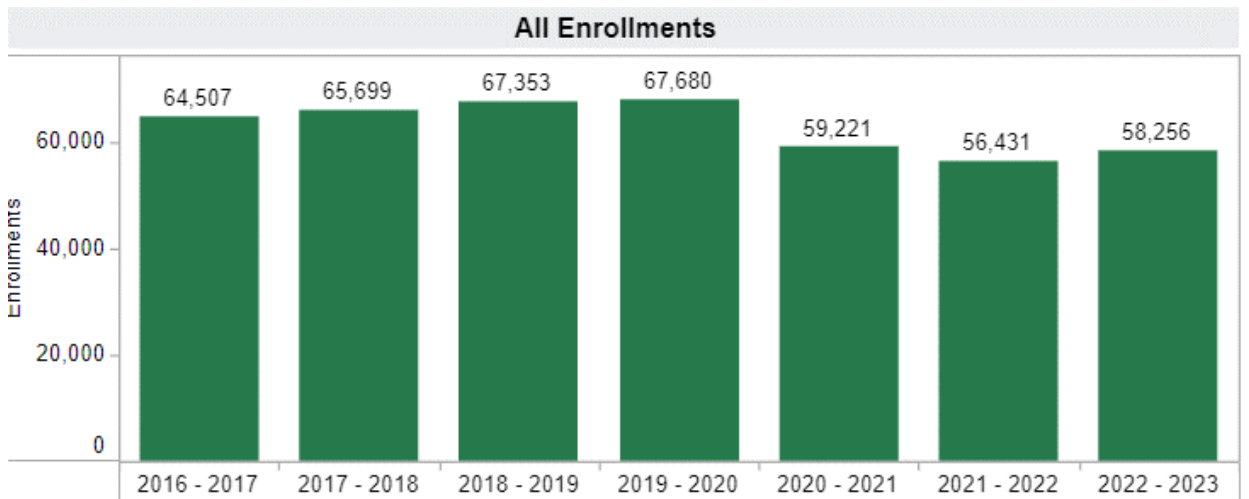
Your responses to the prompts for the data elements below should be for the entire program. If this APPW is for multiple degrees and/or certificates, then you MAY want to comment on each degree and/or certificate or discuss them holistically for the entire program being sure to

highlight relevant trends for particular degrees and/or certificates if necessary. Responses in this document need only reference the most recent year's available data.

A. **General Enrollment (Insert Aggregated Data Chart)**

Insert the data chart and explain observed differences between the program and the college.

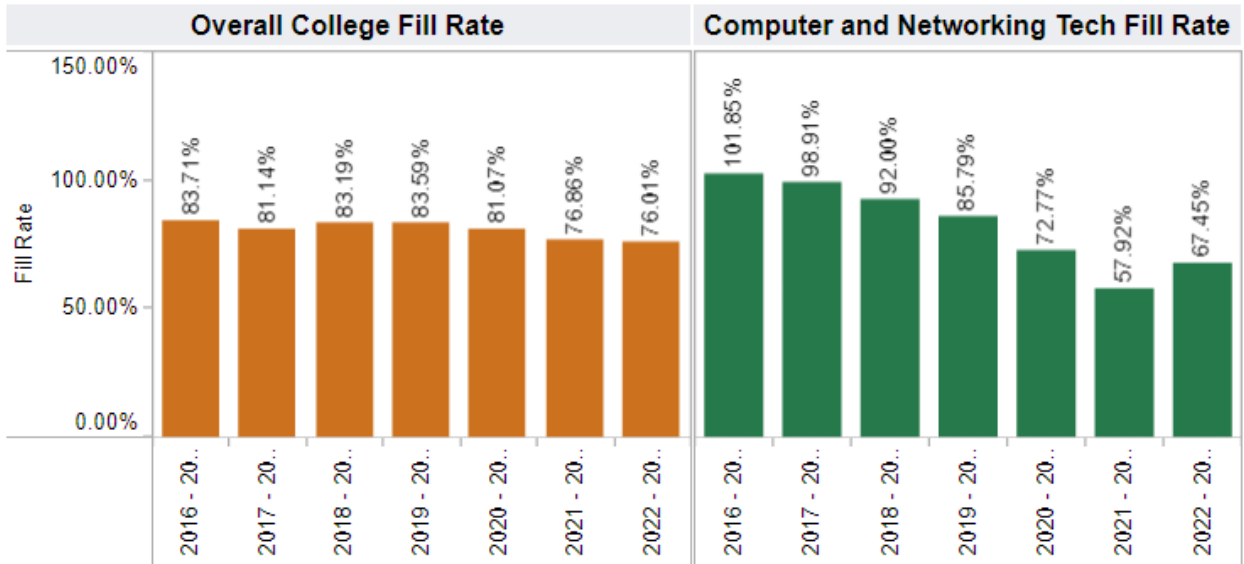
CNET enrollments track the trends of the school's enrollments primarily related to the COVID effect.



B. **General Student Demand (Fill Rate) (Insert Aggregated Data Chart)**

Insert the data chart and explain observed differences between the program and the college.

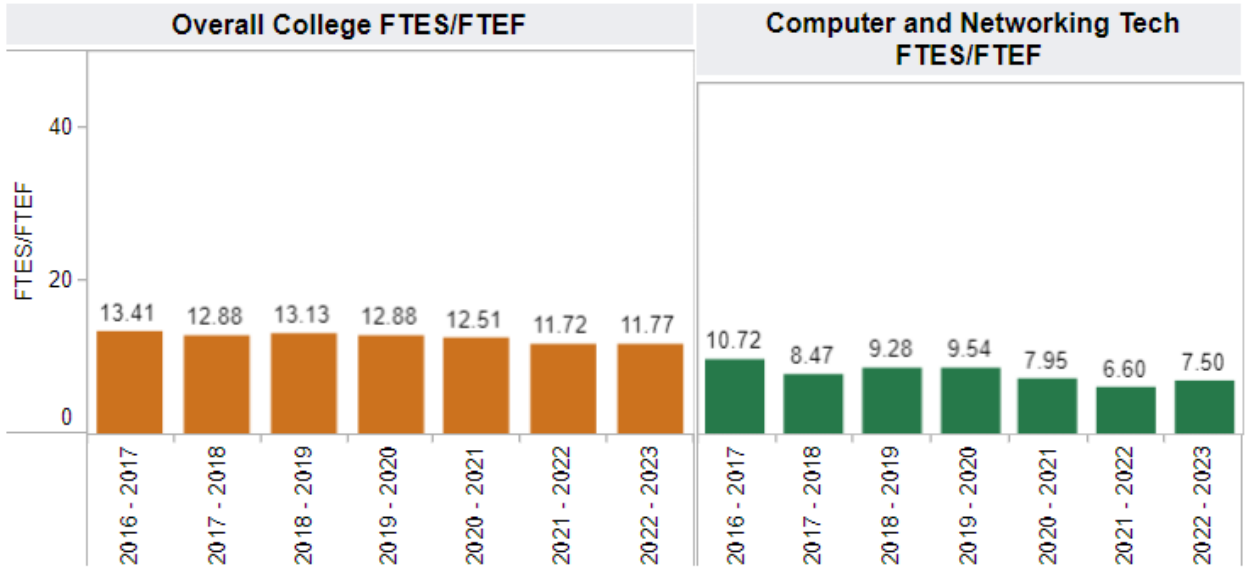
The course fill rates dropped more significantly than the schools most likely due to technology courses are harder to conduct in an online setting. Also, some of the students seemed to want online-only courses (maybe for safety reasons) whereas the lab work still had to be performed in person. It appears the fill rate is rebounding now that COVID has subsided.



C. General Efficiency (FTES/FTEF) (Insert Aggregated Data Chart)

Insert the data chart and explain observed differences between the program and the college.

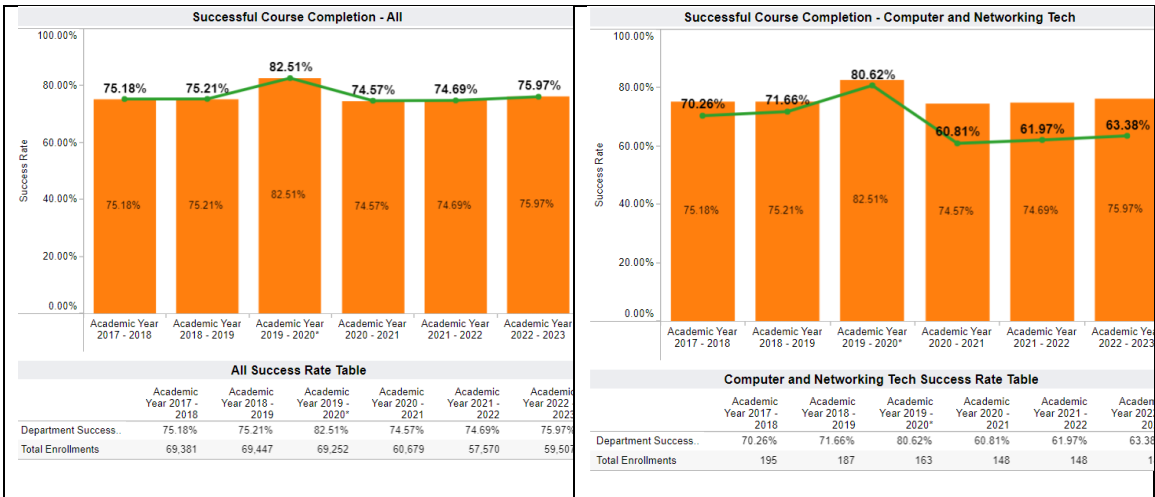
CNET took a large in hit in FTES/FTEF most likely related to COVID; however, the smaller lab sizes still influence this number. And due to COVID, as previously mentioned, may have impacted in-person labs more than online lectures. This also shows signs of improving but still makes a case for minimizing in person labs due to size limitations.



D. Student Success—Course Completion by Modality (Insert Data Chart)

Insert the data chart and explain observed differences between the program and the college.

Student success in CNET was impacted more than the general college during COVID since the transition to online curriculum left students without as much personal interaction with the instructor. Due to the complexity of CNET materials online mode causes increased failure rates. What helped students in the traditional mode of instruction was full access to the instructor and greater interaction with other students (primarily teaming up during lab time).

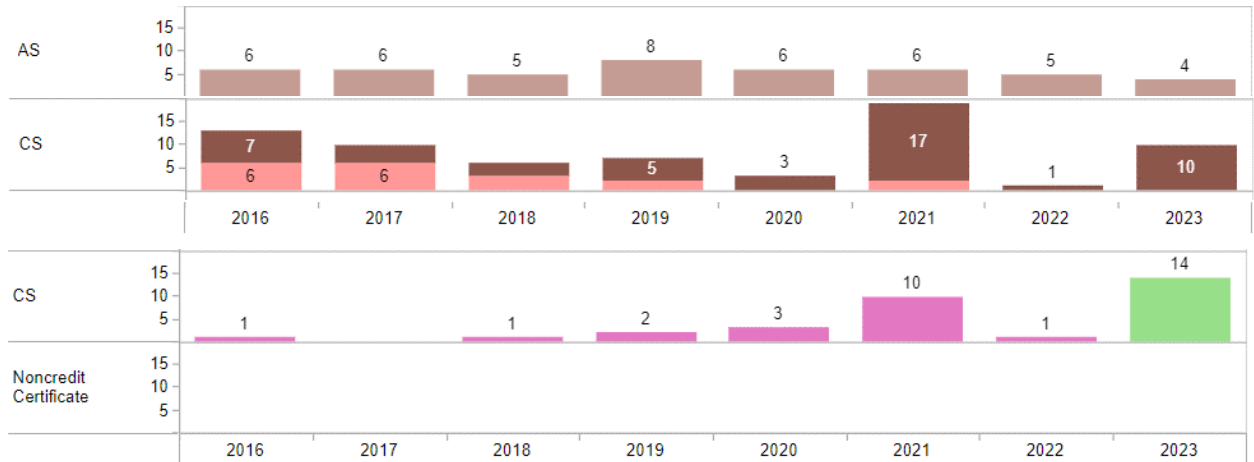


E. Degrees and Certificates Awarded (Insert Data Chart)

Insert the data chart and explain observed differences between the program and the college.

The degrees and certificates have maintained a relative amount of consistency. Degrees seems to stay about the same regardless of environmental changes. The certificates show a great improvement since the school automated awarding them upon course completion.

Program Awards Table									
Award Type	Award	2016	2017	2018	2019	2020	2021	2022	2023
AS	Computer & Network Tech (AS)	6	6	5	8	6	6	5	4
	Total	6	6	5	8	6	6	5	4
CS	Comp Supp Spec (CS)	7	4	3	5	3	17	1	10
	Netwk Infrastructure Spec (CS)	6	6	3	2		2		
	Total	13	10	6	7	3	19	1	10



Program Awards Table									
Award Type	Award	2016	2017	2018	2019	2020	2021	2022	2023
CS	Computer Networking Spec (..)	1		1	2	3	10	1	
	Computer Networking Supp (..)								14
	Total	1		1	2	3	10	1	14
Grand Total		1		1	2	3	10	1	14

F. General Student Success – Course Completion (Insert Aggregated Data Chart)

Insert the data chart and explain observed differences between the program and the college.

The success graphs emphasis the conclusion that online mode is less effective than in-person for the stated reasons of instructor access and student interaction needed to help comprehend the complex subject matter.

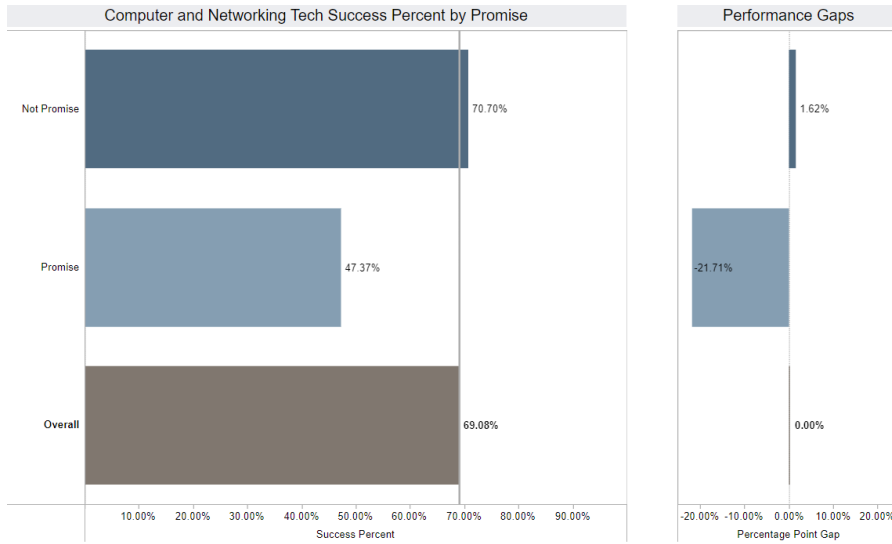


G. Review the **Disaggregated Student Success** charts; include any charts that you will reference. Describe any departmental or pedagogical outcomes that have occurred as a result of programmatic discussion regarding the data presented.

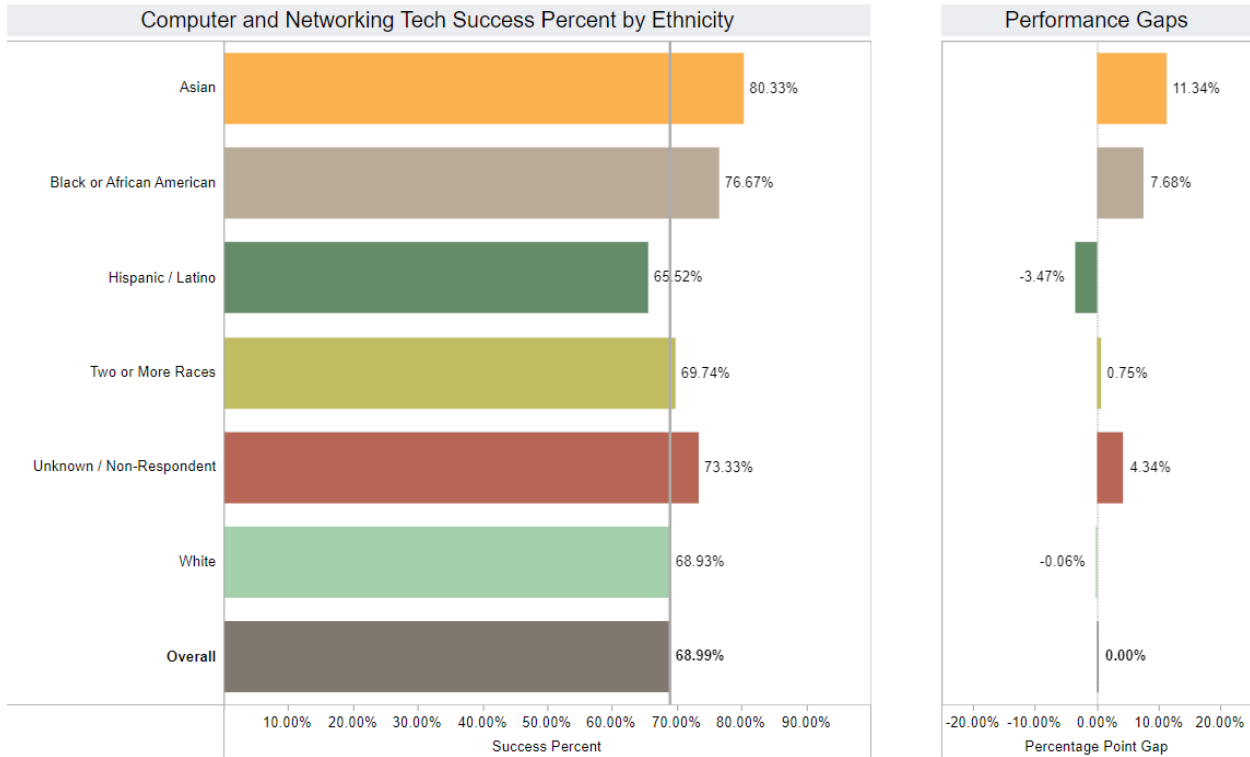
The following are some questions you might want to consider:

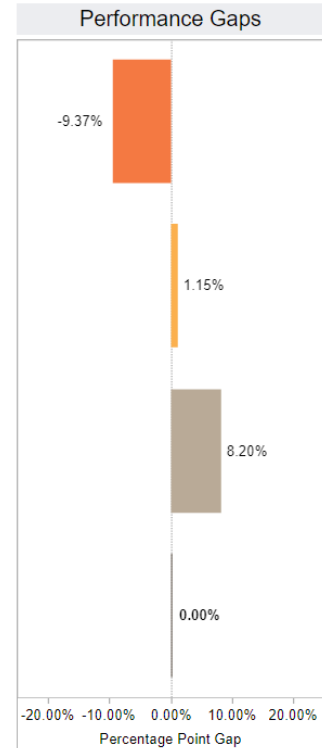
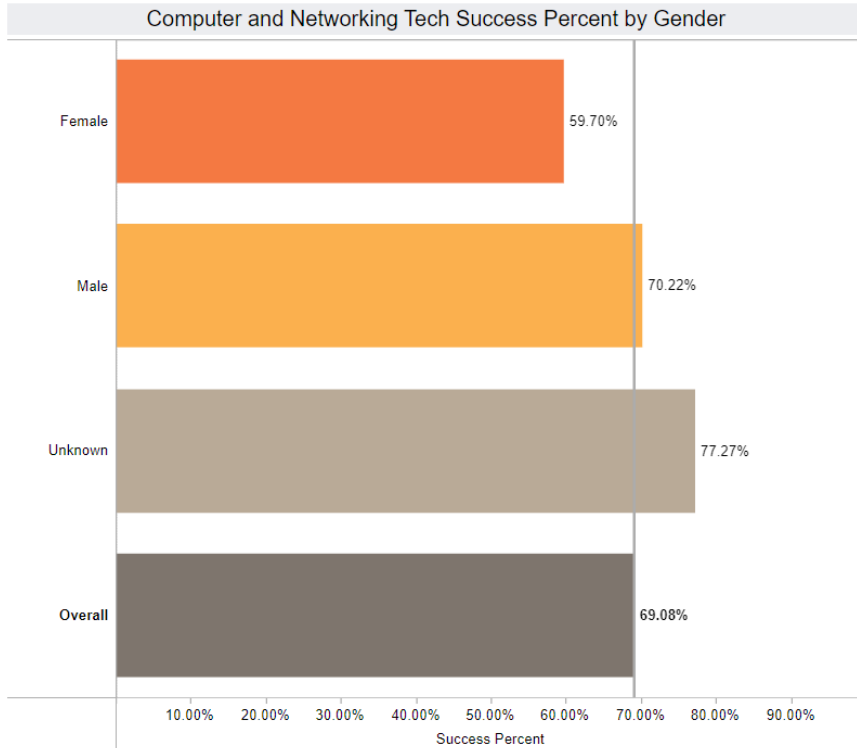
- What specific groups are experiencing inequities? What patterns do you notice in the data? How have the equity gaps changed since the previous academic year?
- What professional opportunities are your program faculty participating in to address closing equity gaps?
- What strategies, policies and/or practices in your program have you implemented or what could be improved to better support students who experience equity gaps?

Latinos and Females show less success than other groups. Latinos may show less due to economic reasons which interestingly may also coincide with them not taking advantage of Promise enrollment privileges. It may be the Latinos applying are from out of the area or are not aware of the Promise benefit. Some females on the other hand may feel out of place in technology due to traditional roles of women in the workplace or they find they are not interested in the subject matter due to being raised in a traditional home setting.



Note: Successful Course Completion is the ratio of enrollments resulting in a final grade of A, A-, B+, B, B-, C+, C, CR or P to all valid grades.





	Asian		Black/ African American 2021	Hispanic/ Latino			Two or More Races							
	2020	2023		2016	2017	2019	2020	2021	2023	2021	2022	2023	2016	2017
AS	1	1	2	1	1	3	2	1	1		2	5	5	
CS		1	2	1	3	5	1	4	6	1		1	12	7

Programs and Curriculum Review Progress

A. For the following questions, please refer to the 5-year update calendar in the **Curriculum Review Worksheet** (or classic template if your last CPPR was conducted before 2023) from your most recent CPPR.

List those programs of study (degrees and/or certificates) and courses that were scheduled for major or minor modification during the ____ year in the 5-year calendar of the Curriculum Review Worksheet.

Click here to enter text.

Program/Certificate Title (include only those programs/certificates that are active).	Required courses and electives (including course numbers, titles, and credits) are accurate	Program description is current	Program Learning Outcomes are accurate and include method of assessment.	If any answers are “no” for a program, please enter a date (MM/DD/YYYY) in the next 5 years by which the program will be corrected.
Computer and Networking Technology	yes	yes	yes	The program description was changed to reflect the new cnet240 course along with making CNET219 an OR condition with EET213 (OR EET113)
Computer Networking Support	yes	yes	yes	Changed last semester
Computer Support Specialist	yes	yes	yes	Changed last semester
Network Infrastructure Support	yes	yes	yes	Changed last semester

From the list generated in #1, identify those programs of study and courses that underwent the scheduled modifications during the ____ year. Complete the table below for those items only.

Program of Study OR Prefix and Course #	Major/Minor Modification (select one)	Date completed (semester and year)

From the list generated in #1, identify those programs of study and courses that did **not** undergo the modifications for which they were scheduled during the ____ year. Complete the table below for those items only.

Program of Study OR Prefix and Course #	Past Due Date for Modification	Briefly state why modification was not completed on schedule	Re-scheduled date for modification (must be within 1 year)

B. For the following questions, please refer to Part A, #3 of the previous year’s APPW (please also refer to any APPW completed since your most recent CPPR which have incomplete curriculum updates that aren’t already referenced in the previous year’s APPW).

List those programs of study and courses that are listed in previous APPW that were listed under #3. Complete the table below for those items only. If there were no courses included under #3 of previous APPW, please type “N/A” in the first row of the table.

Program of Study OR Prefix and Course #	Past Due Date for Modification	Re-scheduled date for modification	Completed (yes or no)

From the list generated in #1, identify those programs of study and courses that did **not** undergo the modifications for which they were scheduled during the ____ year. Complete the table below for those items only. You may leave this table blank if you wrote “N/A” for the previous table.

Program of Study OR Prefix and Course #	Past Re-scheduled Due Date for Modification	Briefly state why modification was not completed as rescheduled	Second re-scheduled date for modification (must be within 6 months)

Other Relevant Program Data (optional)

Provide and comment on any other data that is relevant to your program such as state or national certification/licensure exam results, employment data, etc. If necessary, describe origin and/or data collection methods used.

Program Outcomes Assessment Checklist and Narrative

CHECKLIST

- SLO assessment cycle calendar is up to date.
- All courses scheduled for assessment have been assessed in eLumen.
- Program Sustainability Plan progress report completed (if applicable).

NARRATIVE

Briefly describe program changes, if any, which have been implemented in the previous year as a direct result of the Program or Student Services Learning Outcomes Assessment. *If no program changes have been made as results of Program or Student Services Learning Outcomes Assessment, indicate: NONE.*

The CNET program was modified to include last years feedback from the industry advisory meeting. The updates were made to both the AS degree and the three CS certificates. The AS degree incorporates a new Cloud Computing course (CNET 240) and adds flexibility to the degree by allowing students to bypass CNET219 (the network cabling course) with EET213 or EET113 as alternates. Both changes give the students an increased online footprint so remote access to the degree is possible now except for CNET 253 (the basic computer maintenance course).

PROGRAM PLANNING / FORECASTING FOR THE NEXT ACADEMIC YEAR

Briefly describe any program plans for the upcoming academic year. These may include but are not limited to the following: *(Note: you do not need to respond to each of the items below). If there are no forecasted plans for the program, for the upcoming year, indicate: NONE.*

- A. New or modified plans for achieving program-learning outcomes and addressing equity gaps
- B. Anticipated changes in curriculum, scheduling or delivery modality
- C. Levels, delivery or types of services
- D. Facilities changes
- E. Staffing projections
- F. Other

The main change to the program is the program lead Chris Akelian is retiring so the program will require Staffing to replace him both in his areas of specialization and program administration. Also, Lab 4401 currently is maintained fully by Chris Akelian outside support of the campus IT department. Therefore, finding a program coordinator that can help maintain the Facility network infrastructure is needed. Note that the infrastructure of Lab4401 also supports the Electrician Training program Programmable Logic Controller course EET228.

4 YEAR ASSESSMENT CYCLE			
Y1-F1	Y2-S1	Y3-F1	Y4-S1
CNET219	CNET221	CNET235	CNET240
CNET253	CNET254	CNET260	CNET261

Program Sustainability Plan Progress Report

This section only needs to be completed if a program has an existing Program Sustainability Plan. Indicate whether objectives established in your Program Sustainability Plan have been addressed or not, and if improvement targets have been met.

Area of Decline or Challenge	Identified Objective (Paste from PSP)	Planning Steps (Check all that apply)	Has the Improvement Target Been Met?
Enrollment		<input type="checkbox"/> Identified <input type="checkbox"/> Resources Allocated <input type="checkbox"/> Implemented	Select one
Student Demand (Fill Rate)		<input type="checkbox"/> Identified <input type="checkbox"/> Resources Allocated <input type="checkbox"/> Implemented	Select one
Efficiency (FTES/FTEF)		<input type="checkbox"/> Identified <input type="checkbox"/> Resources Allocated <input type="checkbox"/> Implemented	Select one
Student Success – Course Completion		<input type="checkbox"/> Identified <input type="checkbox"/> Resources Allocated <input type="checkbox"/> Implemented	Select one
Student Success – Course Modality		<input type="checkbox"/> Identified <input type="checkbox"/> Resources Allocated <input type="checkbox"/> Implemented	Select one
Degrees and Certificates Awarded		<input type="checkbox"/> Identified <input type="checkbox"/> Resources Allocated <input type="checkbox"/> Implemented	Select one

If Program Sustainability Plan is still necessary, provide a brief description of how you plan to continue your PSP and update your PSP to remove any objectives that have been addressed and include any new objectives that are needed.