

2019 INSTRUCTIONAL ANNUAL PROGRAM PLANNING WORKSHEET

CURRENT YEAR: 2018 - 2019

PROGRAM: COACHING CERTIFICATE

CLUSTER: MATH, SCIENCE, ALLIED HEALTH, KINESIOLOGY & ATHLETICS LAST YEAR CPPR COMPLETED: 2017/2018

NEXT SCHEDULED CPPR: CURRENT DATE: 2/18/2019

The Annual Program Planning Worksheet (APPW) is the process for:

- reviewing, analyzing and assessing programs on an annual basis
- documenting relevant program changes, trends, and plans for the upcoming year
- identifying program needs, if any, that will become part of the program's resource plan
- highlighting specific program accomplishments and updates since last year's APPW
- tracking progress on a Program Sustainability Plan if established previously.

Note: Degrees and/or certificates for the same program may be consolidated into one APPW.

This APPW encompasses the following degrees and/or certificates:

Coaching Certificate

GENERAL PROGRAM UPDATE

Describe significant changes, if any, to program mission, purpose or direction. *If there are not any, indicate: NONE.*

None

PROGRAM SUSTAINABILITY PLAN UPDATE

Was a Program Sustainability Plan established in your program's most recent Comprehensive Program Plan and Review?

Yes ☐ If yes, please complete the Program Sustainability Plan Progress Report below.

No ☒ If no, you do not need to complete a Progress Report.

If you selected yes, please complete the Program Sustainability Plan Progress Report below after you complete the Data Analysis section. That data collection and analysis will help you to update, if necessary, your Program Sustainability Plan.

DATA ANALYSIS AND PROGRAM-SPECIFIC MEASUREMENTS

Your responses to the prompts for the data elements below should be for the entire program. If this APPW is for multiple degrees and/or certificates then you MAY want to comment on each degree and/or certificate, or discuss them holistically for the entire program being sure to highlight relevant trends for particular degrees and/or certificates, if necessary. Responses in this document need only reference the most recent year's available data.

2019 INSTRUCTIONAL ANNUAL PROGRAM PLANNING WORKSHEET

[General Enrollment \(Insert Aggregated Data Chart\)](#)

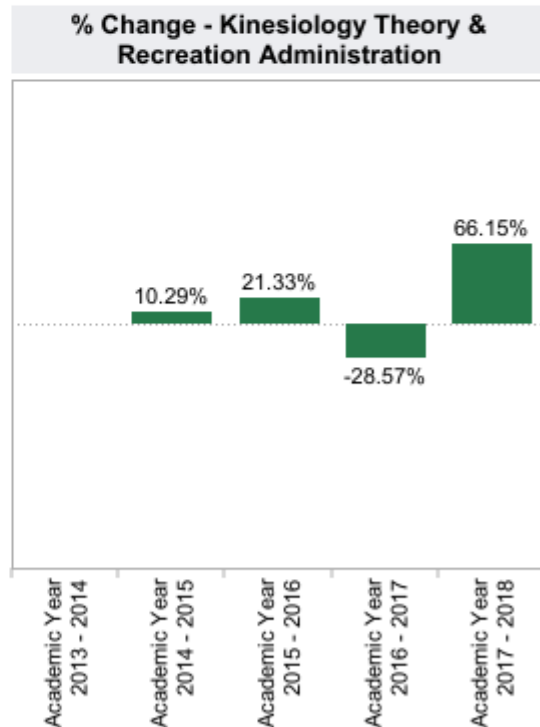
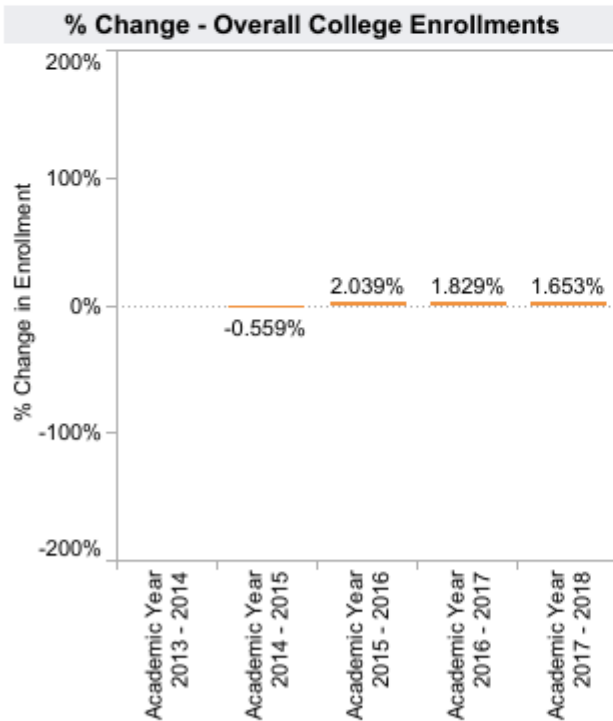
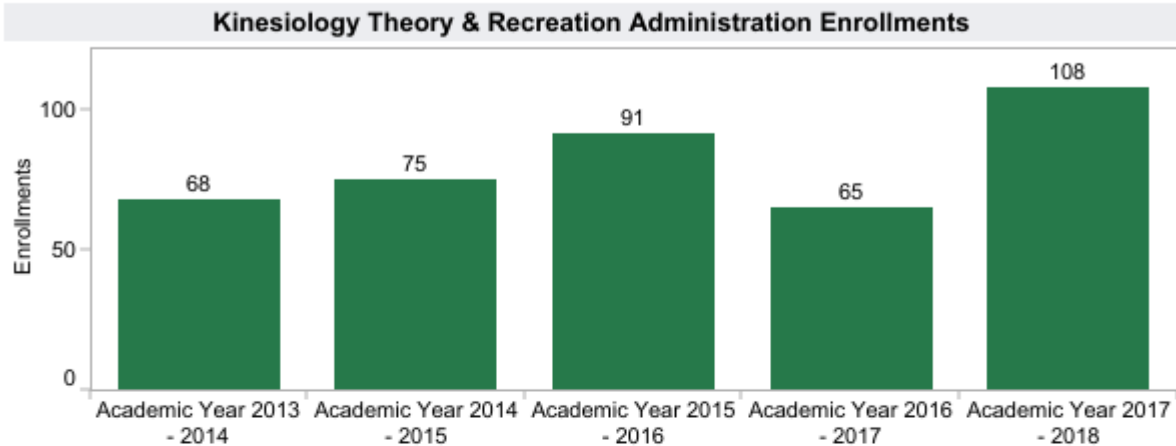
SLOCCCD Program Review Data - Enrollment

Department:
All

Course:
Multiple values

Dual Enrollment:
All

Prison:
All



Enrollment: Duplicated count of students who completed greater than 0 units in positive attendance courses or were present on census for all other accounting methods.

Data shows that the KINE Theory (202, 213) and Rec Admin (203) Classes have had a greater percentage of change regardless of positive or negative compared to the college in the past four years.

2019 INSTRUCTIONAL ANNUAL PROGRAM PLANNING WORKSHEET

[General Student Demand \(Fill Rate\) \(Insert Aggregated Data Chart\)](#)

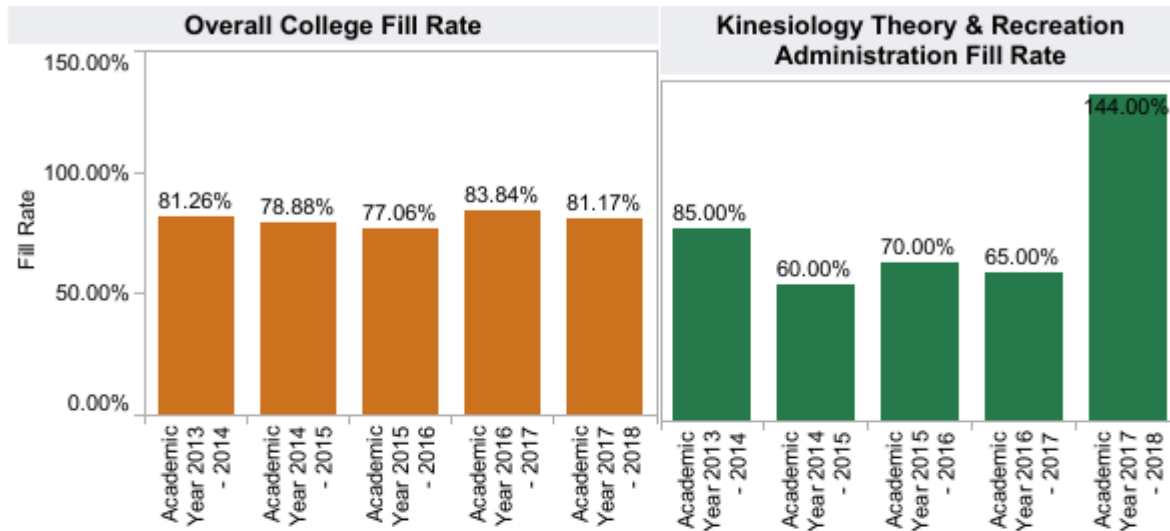
SLOCCCD Program Review Data - Student Demand (Fill Rate)

Department:
All

Course:
Multiple values

Dual Enrollment:
All

Prison
Not CMC:Prison



Fill Rate: The ratio of enrollments to class limits. Cross listed class limits are adjusted appropriately.
Also, courses with zero class limits are excluded from this measure.

2019 INSTRUCTIONAL ANNUAL PROGRAM PLANNING WORKSHEET

Data shows that the KINE Theory (202, 213) and Rec Admin (203) Classes have had a greater student demand in year 13/14 and 17/18. In 14/15, 15/16, and 16/17 the student demand was lower. We may see a higher demand with the fact that KINE 213 and REC 203 are being placed on a calendar rotation.

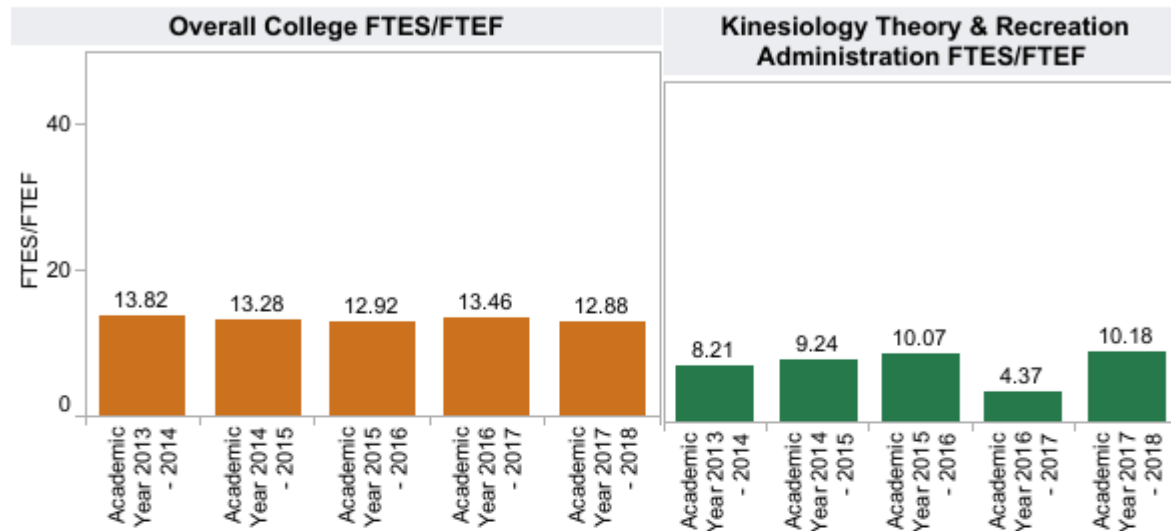
SLOCCCD Program Review Data - Efficiency (FTES/FTEF)

Department:
Multiple values

Course:
Multiple values

Dual Enrollment:
All

Prison:
All



FTES/FTEF: The ratio of total FTES to Full-Time Equivalent Faculty
(SXD4 Total-Hours/17.5)/XE03 FACULTY-ASSIGNMENT-FTE)

2019 INSTRUCTIONAL ANNUAL PROGRAM PLANNING WORKSHEET

Over the 5 years the FTES/FTEF has been lower, 17/18 was our best overall year. As stated above with the fact that KINE 213 and REC 203 are being placed on a calendar rotation we hopefully will see a positive change in the future towards the college mark or even greater number.

2019 INSTRUCTIONAL ANNUAL PROGRAM PLANNING WORKSHEET

The

SLOCCCD Program Review Data: Successful Course Completion

Select Department:

All

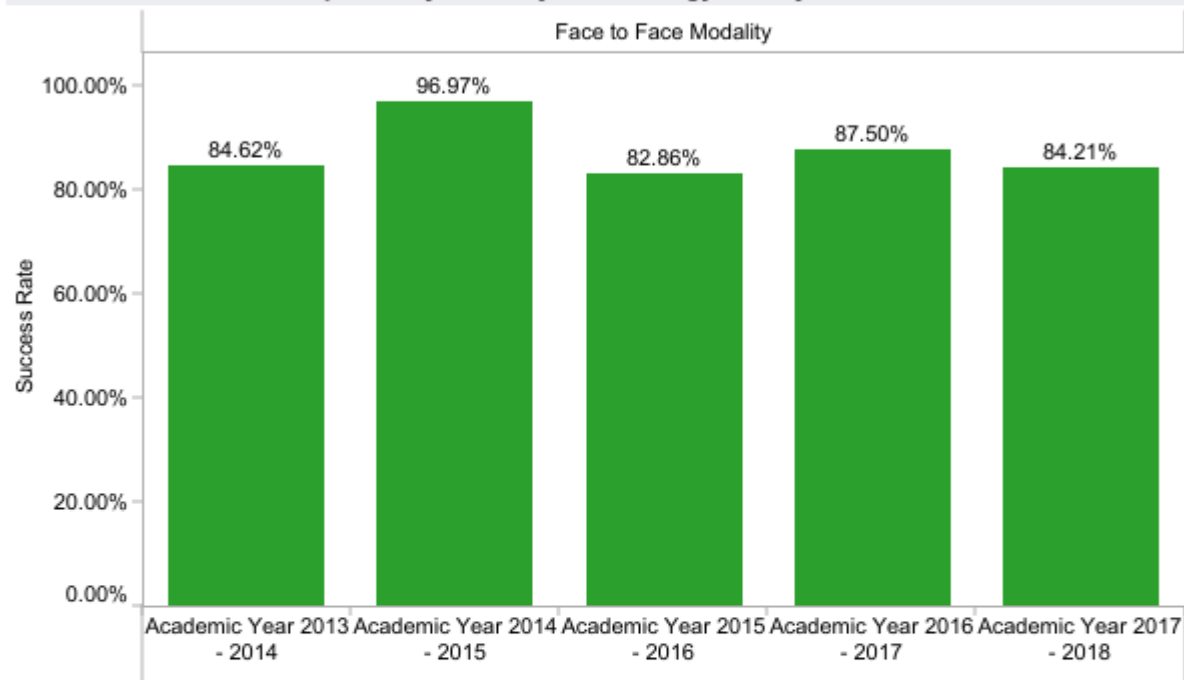
Course:

Multiple values

Legend:

■ Face to Face Modality

Successful Course Completion by Modality -Kinesiology Theory & Recreation Administration



Successful Course Completion by Modality Table - Kinesiology Theory & Recreation Administration

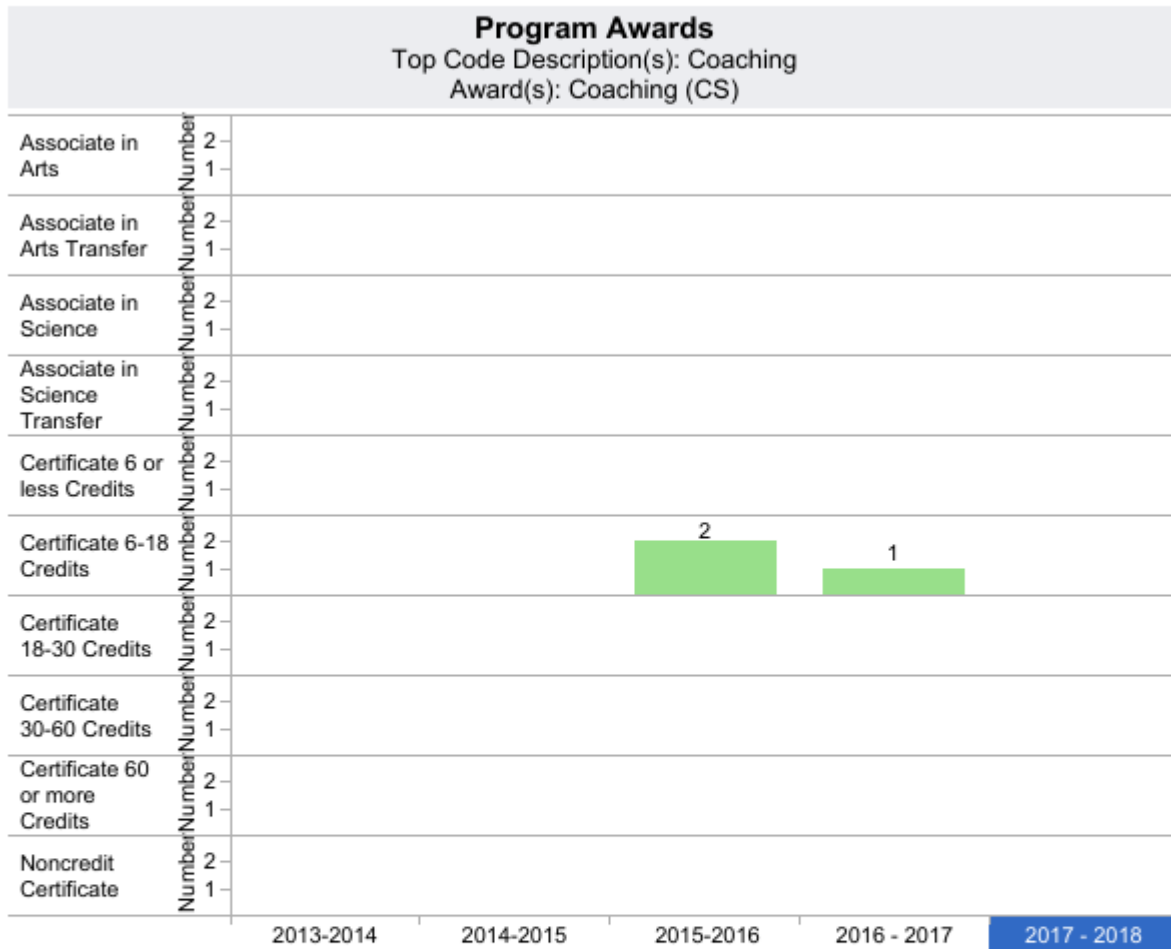
		Academic Year 2013 - 2014	Academic Year 2014 - 2015	Academic Year 2015 - 2016	Academic Year 2016 - 2017	Academic Year 2017 - 2018
Face to Face Modality	Department Success Rate	83.83%	90.11%	81.22%	75.85%	84.26%
	Total Department Enrollments	371.0	374.0	378.0	294.0	306.0
Online Modality	Department Success Rate	76.19%	62.22%	61.54%	55.00%	73.91%
	Total Department Enrollments	21.0	45.0	13.0	20.0	46.0

2019 INSTRUCTIONAL ANNUAL PROGRAM PLANNING WORKSHEET

SLOCCCD Program Review Data: Degrees and Certificates Awarded

Program:
Coaching

Award Type:
All



Program Awards Table						
Award Type	Award	2013-2014	2014-2015	2015-2016	2016 - 2017	2017 - 2018
Certificate 6-18 Cre..	Coaching (CS)			2	1	
	Total			2	1	
Grand Total				2	1	

Program Awards: The number of degrees and certificates awarded by program type

The course rotation may have caused a problem with this. It may just take too long to complete this certificate.

2019 INSTRUCTIONAL ANNUAL PROGRAM PLANNING WORKSHEET

SLOCCCD Program Review Data: Successful Course Completion

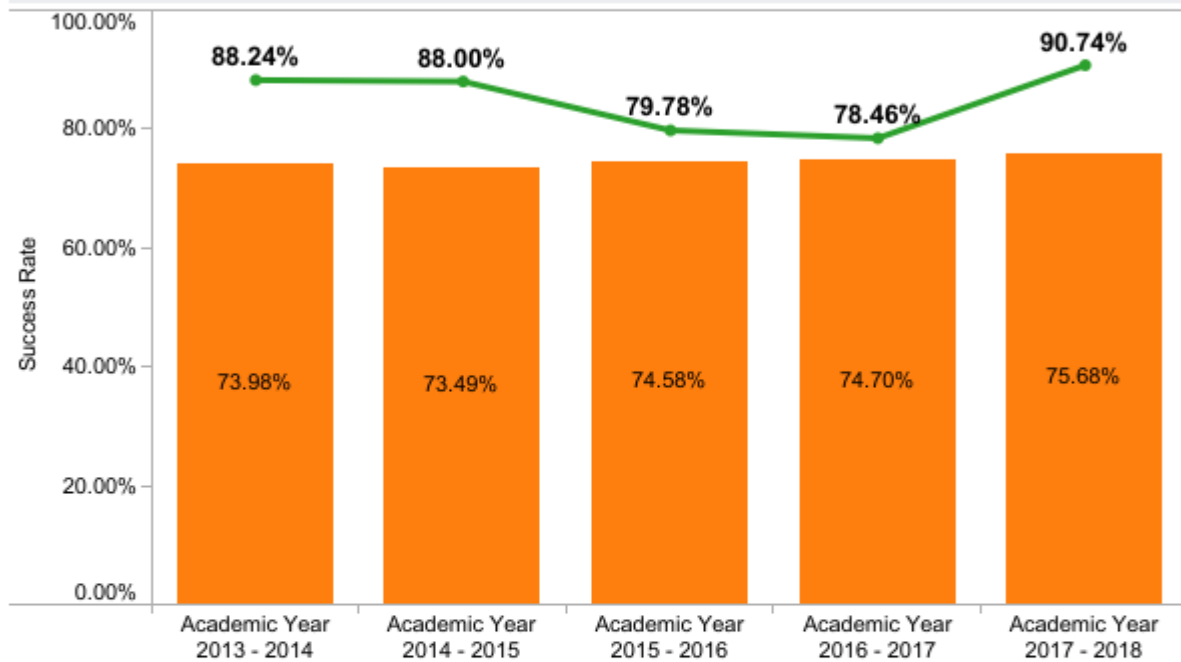
Select Department:
All

COURSE
Multiple values

Measure Names

- Department Success Rate
- Overall College Success Rate

Successful Course Completion - Kinesiology Theory & Recreation Administration



Kinesiology Theory & Recreation Administration Success Rate Table

	Academic Year 2013 - 2014	Academic Year 2014 - 2015	Academic Year 2015 - 2016	Academic Year 2016 - 2017	Academic Year 2017 - 2018
Department Success..	88.24%	88.00%	79.78%	78.46%	90.74%
Total Enrollments	68	75	89	65	108

Success: The Percentage of student enrollments resulting in a final grade of "C" or better

As seen above the KINE Theory and Rec Admin Classes have a better course completion rate than the campus as a whole approximately 4 – 15 % per year.

2019 INSTRUCTIONAL ANNUAL PROGRAM PLANNING WORKSHEET

OTHER RELEVANT PROGRAM DATA (OPTIONAL)

Their was no clear data from

PROGRAM OUTCOMES ASSESSMENT CHECKLIST AND NARRATIVE

CHECKLIST:

- ☒ SLO assessment cycle calendar is up to date.
- ☒ All courses scheduled for assessment have been assessed in eLumen.
- ☐ Program Sustainability Plan progress report completed (if applicable).

NARRATIVE:

Briefly describe program changes, if any, which have been implemented in the previous year as a direct result of the Program or Student Services Learning Outcomes Assessment. *If no program changes have been made as results of Program or Student Services Learning Outcomes Assessment, indicate: NONE.*

2019 INSTRUCTIONAL ANNUAL PROGRAM PLANNING WORKSHEET

PROGRAM PLANNING / FORECASTING FOR THE NEXT ACADEMIC YEAR

Briefly describe any program plans for the upcoming academic year. These may include, but are not limited to the following: *(Note: you do not need to respond to each of the items below). If there are no forecasted plans for the program, for the upcoming year, indicate: NONE.*

- A. New or modified plans for achieving program-learning outcomes.
- B. Anticipated changes in curriculum, scheduling or delivery modality
- C. Levels, delivery or types of services
- D. Facilities changes
- E. Staffing projections
- F. Other

2019 INSTRUCTIONAL ANNUAL PROGRAM PLANNING WORKSHEET

PROGRAM SUSTAINABILITY PLAN PROGRESS REPORT

This section only needs to be completed if a program has an existing Program Sustainability Plan. Indicate whether objectives established in your Program Sustainability Plan have been addressed or not, and if improvement targets have been met.

Area of Decline or Challenge	Identified Objective (Paste from PSP)	Planning Steps (Check all that apply)	Has the Improvement Target Been Met?
Enrollment		<input type="checkbox"/> Identified <input type="checkbox"/> Resources Allocated <input type="checkbox"/> Implemented	
Student Demand (Fill Rate)		<input type="checkbox"/> Identified <input type="checkbox"/> Resources Allocated <input type="checkbox"/> Implemented	
Efficiency (FTES/FTEF)		<input type="checkbox"/> Identified <input type="checkbox"/> Resources Allocated <input type="checkbox"/> Implemented	
Student Success – Course Completion		<input type="checkbox"/> Identified <input type="checkbox"/> Resources Allocated <input type="checkbox"/> Implemented	
Student Success—Course Modality		<input type="checkbox"/> Identified <input type="checkbox"/> Resources Allocated <input type="checkbox"/> Implemented	
Degrees and Certificates Awarded		<input type="checkbox"/> Identified <input type="checkbox"/> Resources Allocated <input type="checkbox"/> Implemented	

If Program Sustainability Plan is still necessary, provide a brief description of how you plan to continue your PSP and update your PSP to remove any objectives that have been addressed and include any new objectives that are needed.