

2018 INSTRUCTIONAL ANNUAL PROGRAM PLANNING WORKSHEET

CURRENT YEAR: 2018 2019

CLUSTER: HUMANITIES

NEXT SCHEDULED CPPR: [Click here to enter text.](#)

PROGRAM: THEATRE

LAST YEAR CPPR COMPLETED: 2017

CURRENT DATE: 3/8/2018

The Annual Program Planning Worksheet (APPW) is the process for:

- reviewing, analyzing and assessing programs on an annual basis
- documenting relevant program changes, trends, and plans for the upcoming year
- identifying program needs, if any, that will become part of the program's resource plan
- highlighting specific program accomplishments and updates since last year's APPW
- tracking progress on a Program Sustainability Plan if established previously.

Note: Degrees and/or certificates for the same program may be consolidated into one APPW.

This APPW encompasses the following degrees and/or certificates:

[Click here to enter text.](#)

GENERAL PROGRAM UPDATE

Describe significant changes, if any, to program mission, purpose or direction. *If there are not any, indicate:* Revamp of the Theatre Course Offerings and additions to AA-T.

New course offerings include 209, 212, 214, 241, 242, 243, 260, 261, 262, 263, 264. New course offerings give our students competitive edge when transferring to 4 year Universities. We now offer a Summer Theatre Production (Summer 2018 initiative)

PROGRAM SUSTAINABILITY PLAN UPDATE

Was a Program Sustainability Plan established in your program's most recent Comprehensive Program Plan and Review?

Yes ☐ If yes, please complete the Program Sustainability Plan Progress Report below.

No ☒ If no, you do not need to complete a Progress Report.

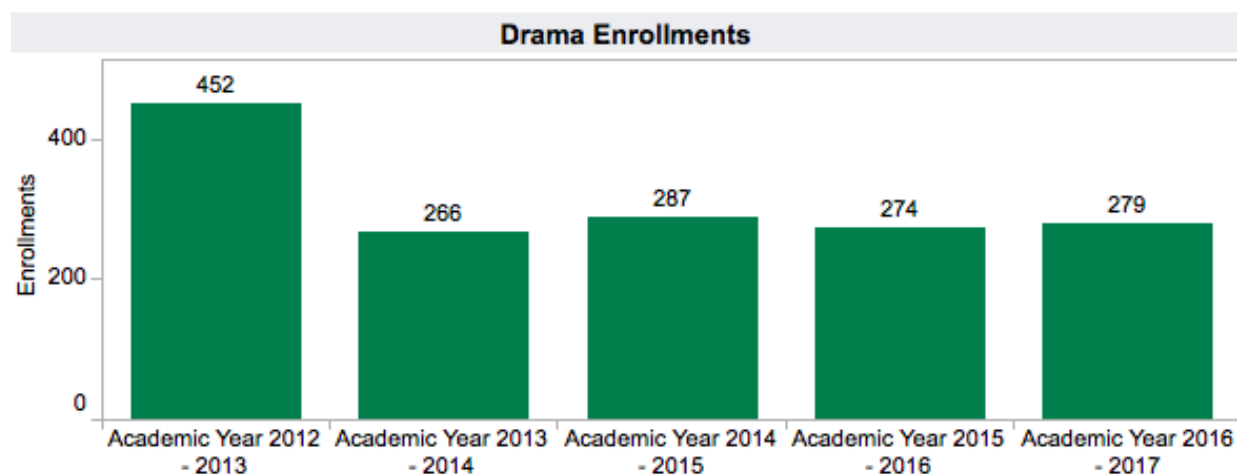
If you selected yes, please complete the Program Sustainability Plan Progress Report below after you complete the Data Analysis section. That data collection and analysis will help you to update, if necessary, your Program Sustainability Plan.

DATA ANALYSIS AND PROGRAM-SPECIFIC MEASUREMENTS

Your responses to the prompts for the data elements below should be for the entire program. If this APPW is for multiple degrees and/or certificates then you MAY want to comment on each degree and/or certificate, or discuss them holistically for the entire program being sure to highlight relevant trends for particular degrees and/or certificates, if necessary. Responses in this document need only reference the most recent year's available data.

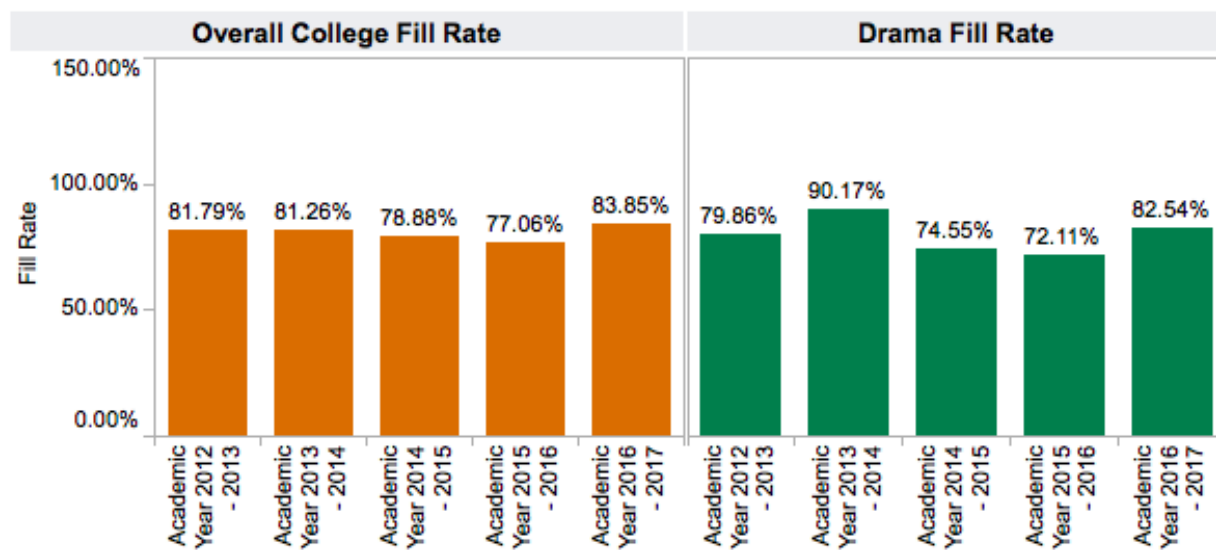
2018 INSTRUCTIONAL ANNUAL PROGRAM PLANNING WORKSHEET

General Enrollment (Insert Aggregated Data Chart)



Enrollment has grown from 2016. Even though the number of course offerings has decreased we have effectively gained students. The College's Enrollment has increased by 1.83% and Drama's Enrollment has matched that rate.

General Student Demand (Fill Rate) (Insert Aggregated Data Chart)

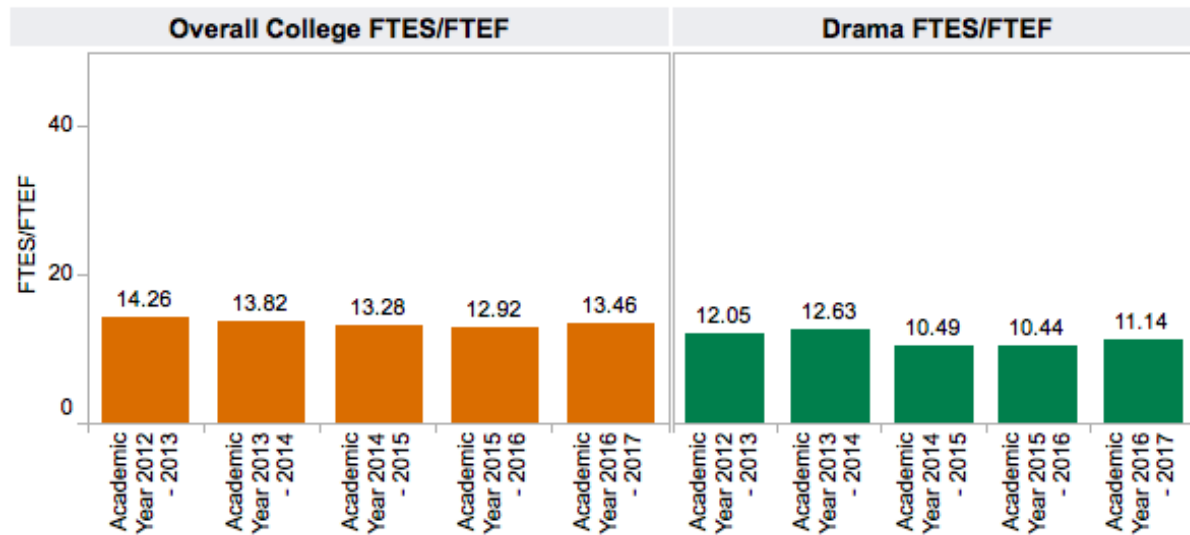


Fill Rate: The ratio of enrollments to class limits. Cross listed class limits are adjusted appropriately.
Also, courses with zero class limits are excluded from this measure.

Our fill rate has increased by 10% from 2016 to 2017. We are only 1% below the College's overall fill Rate. Our program has effectively been streamlined.

2018 INSTRUCTIONAL ANNUAL PROGRAM PLANNING WORKSHEET

General Efficiency (FTES/FTEF) (Insert Aggregated Data Chart)

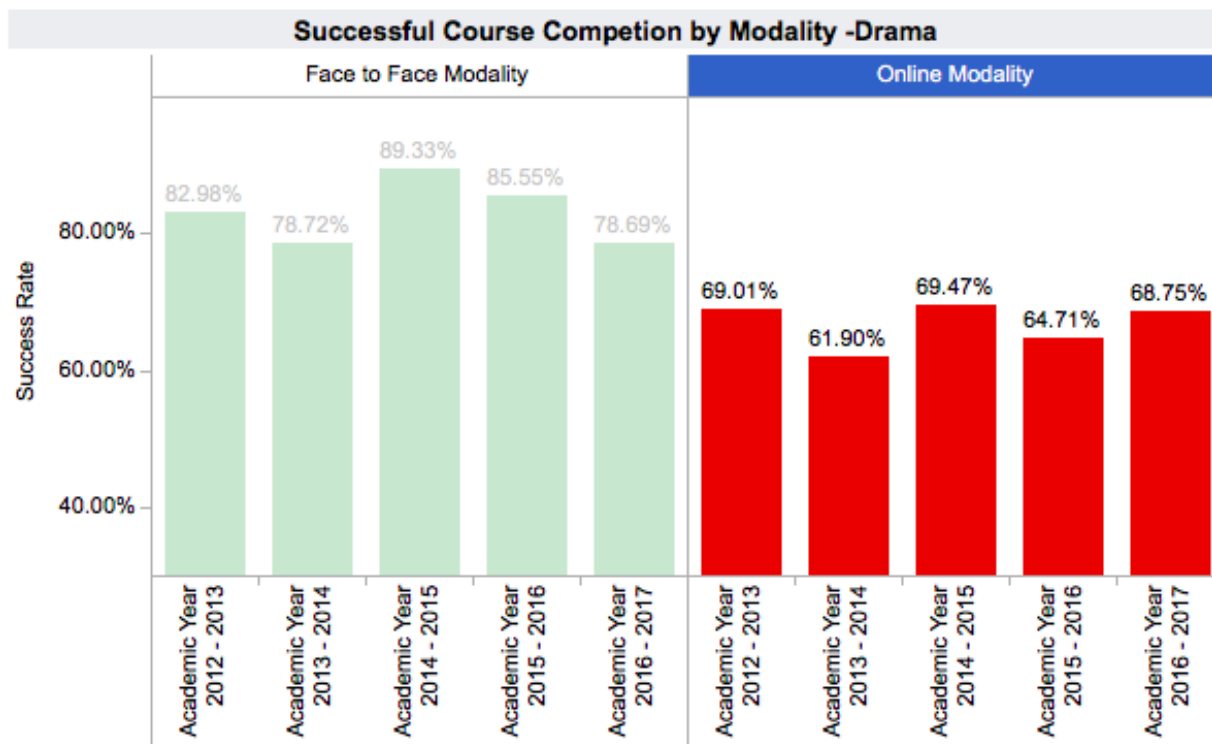


FTES/FTEF: The ratio of total FTES to Full-Time Equivalent Faculty
(SXD4 Total-Hours/17.5)/XE03 FACULTY-ASSIGNMENT-FTE)

Our program continues to increase its fill rate. Class sizes are small in our department due to the nature of our lab component. We are successfully maintaining a high fill rate even though we only have one lecture only class.

Student Success—Course Modality (Insert Data Chart)

2018 INSTRUCTIONAL ANNUAL PROGRAM PLANNING WORKSHEET

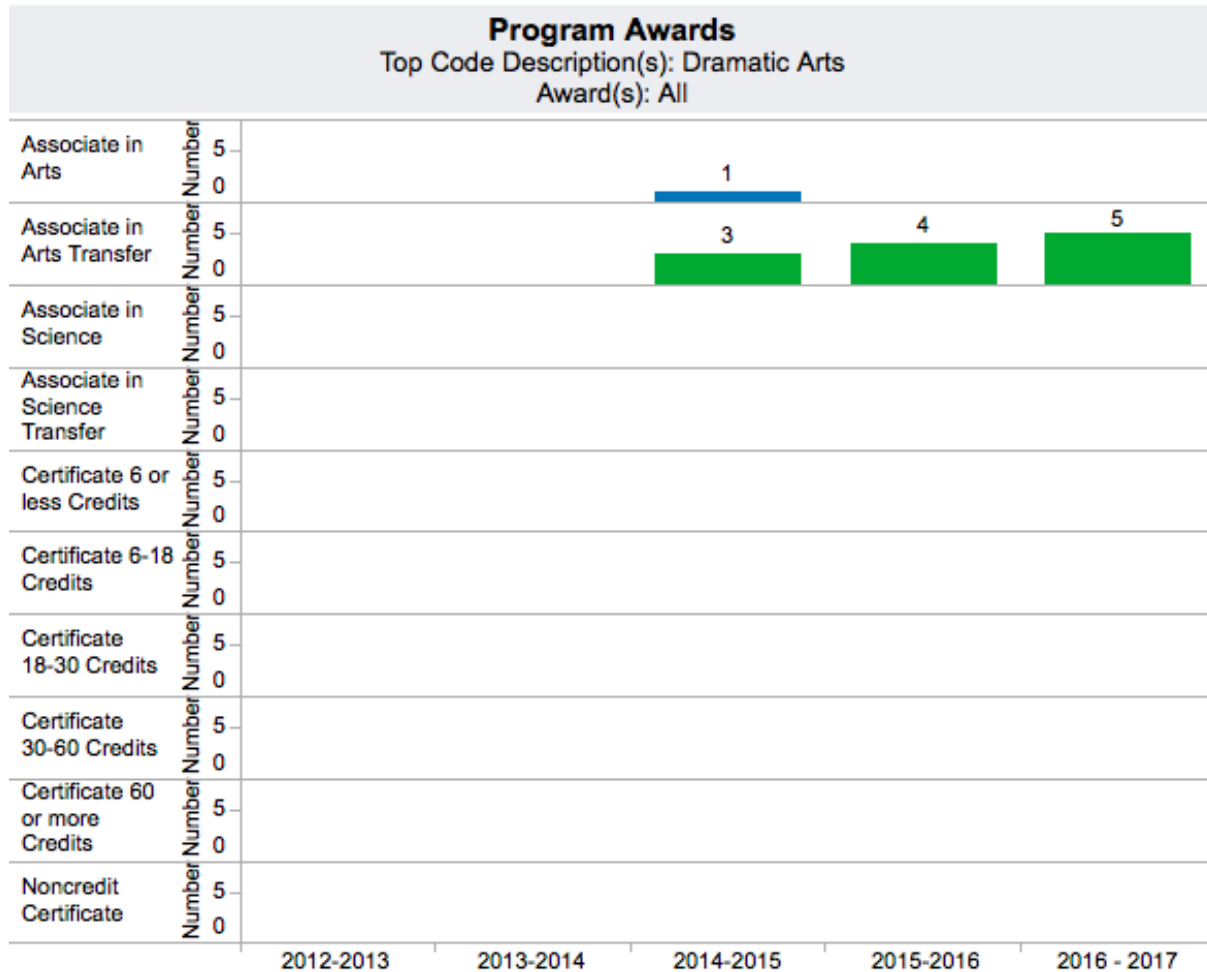


Successful Course Competition by Modality Table - Drama						
		Academic Year 2012 - 2013	Academic Year 2013 - 2014	Academic Year 2014 - 2015	Academic Year 2015 - 2016	Academic Year 2016 - 2017
Face to Face Modality	Department Success Rate	82.98%	78.72%	89.33%	85.55%	78.69%
	Total Department Enrollments	382.0	141.0	150.0	173.0	183.0
Online Modality	Department Success Rate	69.01%	61.90%	69.47%	64.71%	68.75%
	Total Department Enrollments	71.0	126.0	131.0	102.0	96.0

These numbers will continue to improve as the online DRA 207 class has been reformulated to increase instructor/student contact and improve success rates.

[Degrees and Certificates Awarded \(Insert Data Chart\)](#)

2018 INSTRUCTIONAL ANNUAL PROGRAM PLANNING WORKSHEET



Program Awards Table						
Award T..	Award	2012-2013	2013-2014	2014-2015	2015-2016	2016 - 2017
Associate in Arts	Drama (AA)			1		
	Total			1		
Associate in Arts Transfer	Theatre Arts (AAT)			3	4	5
	Total			3	4	5
Grand Total				4	4	5

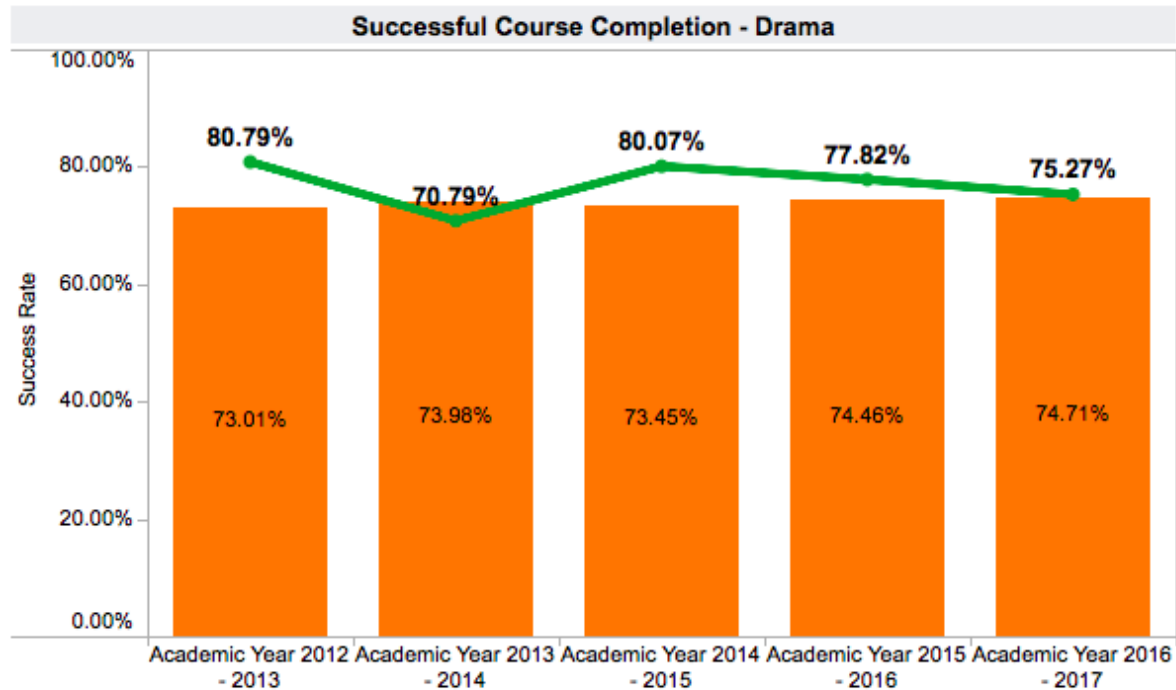
We continue to grow in this area.

General Student Success – Course Completion (Insert Aggregated Data Chart)

Legend:

- Department Success Rate
- Overall College Success Rate

2018 INSTRUCTIONAL ANNUAL PROGRAM PLANNING WORKSHEET



Drama Success Rate Table					
	Academic Year 2012 - 2013	Academic Year 2013 - 2014	Academic Year 2014 - 2015	Academic Year 2015 - 2016	Academic Year 2016 - 2017
Department Success..	80.79%	70.79%	80.07%	77.82%	75.27%
Total Enrollments	453	267	281	275	279

Dramatic Arts continues to have higher success rates than the college overall.

OTHER RELEVANT PROGRAM DATA (OPTIONAL)

2014- Received 5 National Awards from Kennedy Center American College Theatre Festival

2015 – sent to International Theatre Festival in Mexico City to represent USA by KCACTF

2016 – Received 6 National Awards from KCACTF

2017 – Chosen as an Alternative in the Invited Productions for KCACTF Region 8

2018 - Received 13 National Awards from Kennedy Center American College Theatre Festival

Numerous students are successfully transferring to 4 year universities into Theatre Programs including CalPoly SLO, UC Santa Barbara, San Francisco State, UCLA, UC Davis to name a few.

PROGRAM OUTCOMES ASSESSMENT CHECKLIST AND NARRATIVE

CHECKLIST:

- ☒ SLO assessment cycle calendar is up to date.
- ☒ All courses scheduled for assessment have been assessed in eLumen.

2018 INSTRUCTIONAL ANNUAL PROGRAM PLANNING WORKSHEET

☒ Program Sustainability Plan progress report completed (if applicable).

NARRATIVE:

Briefly describe program changes, if any, which have been implemented in the previous year as a direct result of the Program or Student Services Learning Outcomes Assessment. *If no program changes have been made as results of Program or Student Services Learning Outcomes Assessment, indicate: NONE.*

We have added additional courses to ensure our students are competitive upon completion of AA-T degree. This has been a drastic shift and will allow our students to specialize in specific areas of the curriculum. We have increased the number of opportunities for students interested in internships. We continue to dominate Region 8 Kennedy Centre American College Theatre Festival. We only offer our DRA 207 course as an online platform.

2018 INSTRUCTIONAL ANNUAL PROGRAM PLANNING WORKSHEET

PROGRAM PLANNING / FORECASTING FOR THE NEXT ACADEMIC YEAR

Briefly describe any program plans for the upcoming academic year. These may include, but are not limited to the following: *(Note: you do not need to respond to each of the items below). If there are no forecasted plans for the program, for the upcoming year, indicate: NONE.*

- A. New or modified plans for achieving program-learning outcomes.
NONE
- B. Anticipated changes in curriculum, scheduling or delivery modality
Offering new summer intensive course - Rehearsal and Performance.
- C. Levels, delivery or types of services
NONE
- D. Facilities changes
NONE
- E. Staffing projections
Need for Costume Shop Manager
- F. Other

2018 INSTRUCTIONAL ANNUAL PROGRAM PLANNING WORKSHEET

PROGRAM SUSTAINABILITY PLAN PROGRESS REPORT

This section only needs to be completed if a program has an existing Program Sustainability Plan. Indicate whether objectives established in your Program Sustainability Plan have been addressed or not, and if improvement targets have been met.

Area of Decline or Challenge	Identified Objective (Paste from PSP)	Planning Steps (Check all that apply)	Has the Improvement Target Been Met?
Enrollment		<input type="checkbox"/> Identified <input type="checkbox"/> Resources Allocated <input type="checkbox"/> Implemented	Select one
Student Demand (Fill Rate)		<input type="checkbox"/> Identified <input type="checkbox"/> Resources Allocated <input type="checkbox"/> Implemented	Select one
Efficiency (FTES/FTEF)		<input type="checkbox"/> Identified <input type="checkbox"/> Resources Allocated <input type="checkbox"/> Implemented	Select one
Student Success – Course Completion		<input type="checkbox"/> Identified <input type="checkbox"/> Resources Allocated <input type="checkbox"/> Implemented	Select one
Student Success— Course Modality		<input type="checkbox"/> Identified <input type="checkbox"/> Resources Allocated <input type="checkbox"/> Implemented	Select one
Degrees and Certificates Awarded		<input type="checkbox"/> Identified <input type="checkbox"/> Resources Allocated <input type="checkbox"/> Implemented	Select one

If Program Sustainability Plan is still necessary, provide a brief description of how you plan to continue your PSP and update your PSP to remove any objectives that have been addressed and include any new objectives that are needed.

2018 INSTRUCTIONAL ANNUAL PROGRAM PLANNING WORKSHEET

OPTIONAL SURVEY

Please take 15 minutes to complete the IPPR Survey. Your assessment will serve to help us make the form and process better.

Thanks,

The IPPR Committee

Survey Link: <https://www.surveymonkey.com/r/J79W8GW>