

2019 INSTRUCTIONAL ANNUAL PROGRAM PLANNING WORKSHEET

CURRENT YEAR: 2018 - 2019

CLUSTER: MATH & SCIENCES

NEXT SCHEDULED CPPR: 2021-2022

PROGRAM: EMERGENCY MEDICAL SERVICES

LAST YEAR CPPR COMPLETED: 2017-2018

CURRENT DATE: 2/21/2019

The Annual Program Planning Worksheet (APPW) is the process for:

- reviewing, analyzing and assessing programs on an annual basis
- documenting relevant program changes, trends, and plans for the upcoming year
- identifying program needs, if any, that will become part of the program's resource plan
- highlighting specific program accomplishments and updates since last year's APPW
- tracking progress on a Program Sustainability Plan if established previously.

Note: Degrees and/or certificates for the same program may be consolidated into one APPW.

This APPW encompasses the following degrees and/or certificates:

A.S. Paramedic, C.A. Paramedic, C.S. Emergency Medical Technician, C.S. Emergency Medical Technician Refresher

GENERAL PROGRAM UPDATE

Describe significant changes, if any, to program mission, purpose or direction. *If there are not any, indicate: NONE.*

NONE.

PROGRAM SUSTAINABILITY PLAN UPDATE

Was a Program Sustainability Plan established in your program's most recent Comprehensive Program Plan and Review?

Yes ☐ If yes, please complete the Program Sustainability Plan Progress Report below.

No ☒ If no, you do not need to complete a Progress Report.

If you selected yes, please complete the Program Sustainability Plan Progress Report below after you complete the Data Analysis section. That data collection and analysis will help you to update, if necessary, your Program Sustainability Plan.

DATA ANALYSIS AND PROGRAM-SPECIFIC MEASUREMENTS

Your responses to the prompts for the data elements below should be for the entire program. If this APPW is for multiple degrees and/or certificates then you MAY want to comment on each degree and/or certificate, or discuss them holistically for the entire program being sure to highlight relevant trends for particular degrees and/or certificates, if necessary. Responses in this document need only reference the most recent year's available data.

2019 INSTRUCTIONAL ANNUAL PROGRAM PLANNING WORKSHEET

Enrollment

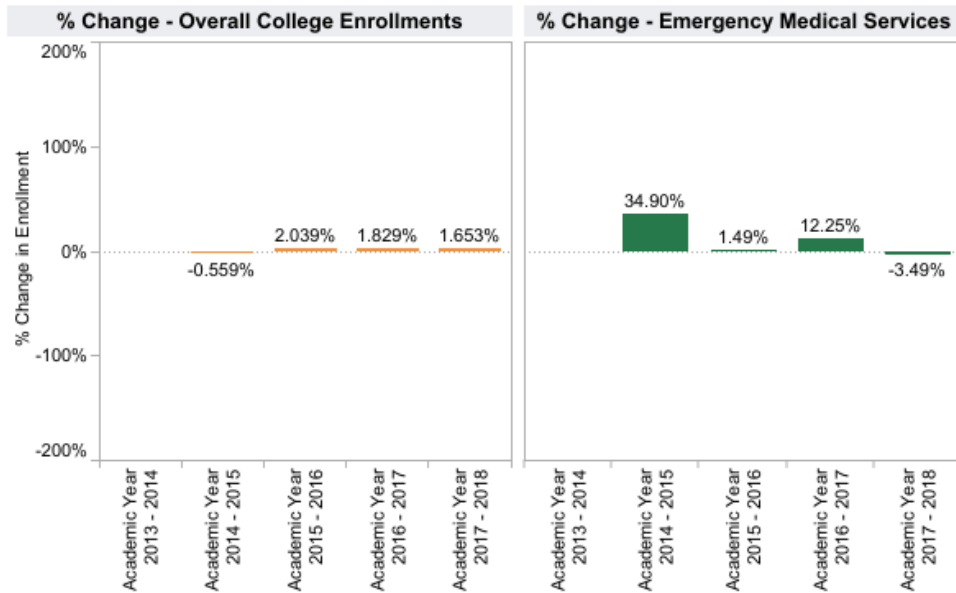
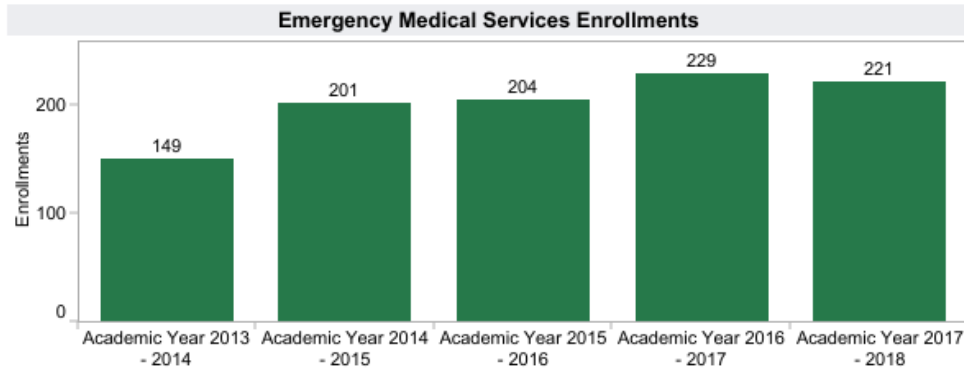
SLOCCCD Program Review Data - Enrollment

Department:
Emergency Medical Services

Course:
Multiple values

Dual Enrollment:
All

Prison:
All



Enrollment: Duplicated count of students who completed greater than 0 units in positive attendance courses or were present on census for all other accounting methods.

EMS enrollment trended down slightly in 2018 as we did not start a Paramedic Program until spring 2019. Previously we started the new Paramedic Program cohort (EMS 210) in the fall of each academic year. This is not a trend we expect to continue as we have also added a 3rd section of EMS 201 which will boost enrollment in the EMS programs.

2019 INSTRUCTIONAL ANNUAL PROGRAM PLANNING WORKSHEET

General Student Demand (Fill Rate)

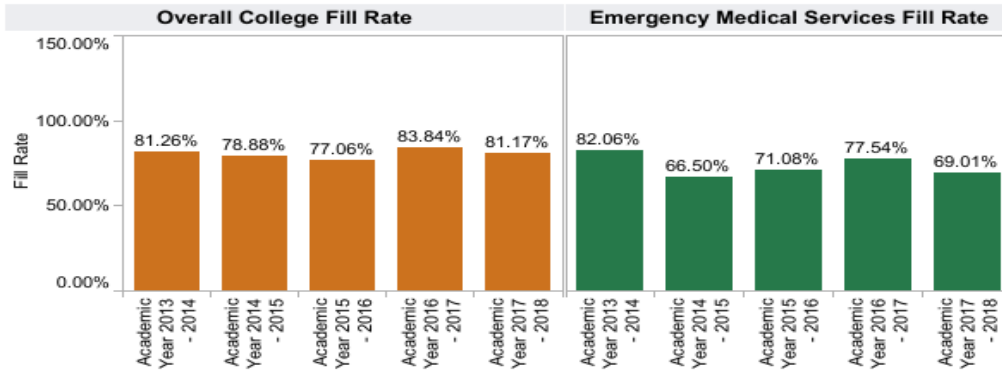
SLOCCCD Program Review Data - Student Demand (Fill Rate)

Department:
Emergency Medical Services

Course:
Multiple values

Dual Enrollment:
All

Prison:
All



Fill Rate: The ratio of enrollments to class limits. Cross listed class limits are adjusted appropriately. Also, courses with zero class limits are excluded from this measure.

Enrollment in our Paramedic Program was low (only 12 students started with a cap of 24) last academic year. This prompted a change to a spring start and we began the current cohort (spring of 2019 with 19 students). We also saw quite a bit of attrition (non-academic) in our EMT courses in the fall of 2018.

2019 INSTRUCTIONAL ANNUAL PROGRAM PLANNING WORKSHEET

General Efficiency (FTES/FTEF) (Insert Aggregated Data Chart)

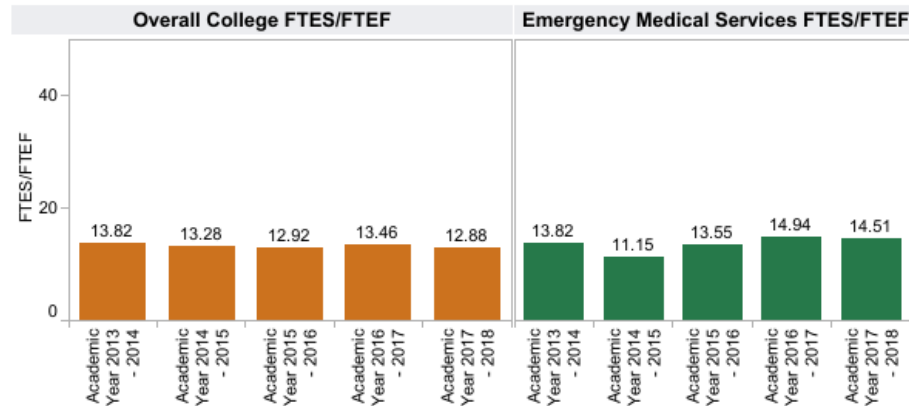
SLOCCCD Program Review Data - Efficiency (FTES/FTEF)

Department:
Emergency Medical Services

Course:
Multiple values

Dual Enrollment:
All

Prison:
All



FTES/FTEF: The ratio of total FTES to Full-Time Equivalent Faculty
(SXD4 Total-Hours/17.5)/XE03 FACULTY-ASSIGNMENT-FTE)

We have seen an overall improvement in EMS programs due to the addition of a 3rd EMT section to our course offerings. We anticipate this trend will continue as our Paramedic program has improved its fill rate and the EMT courses continue to fill.

2019 INSTRUCTIONAL ANNUAL PROGRAM PLANNING WORKSHEET

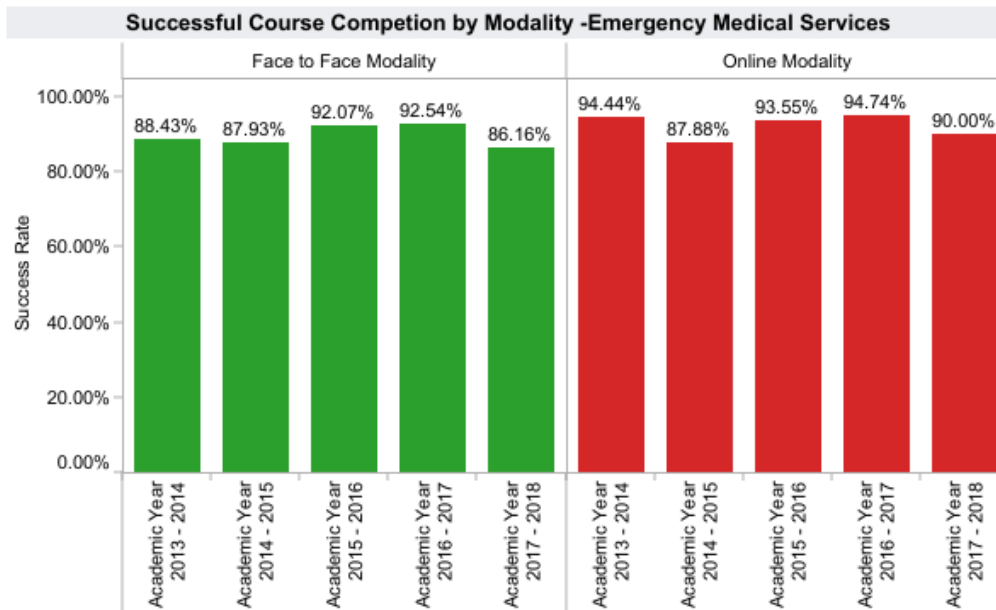
Student Success—Course Modality (Insert Data Chart)

SLOCCCD Program Review Data: Successful Course Completion

Select Department:
Emergency Medical Services

Course:
Multiple values

Legend:
■ Face to Face Modality
■ Online Modality



Successful Course Completion by Modality Table - Emergency Medical Services						
		Academic Year 2013 - 2014	Academic Year 2014 - 2015	Academic Year 2015 - 2016	Academic Year 2016 - 2017	Academic Year 2017 - 2018
Face to Face Modality	Department Success Rate	86.96%	88.07%	91.97%	92.81%	86.52%
	Total Department Enrollments	276.0	243.0	249.0	292.0	239.0
Online Modality	Department Success Rate	94.44%	88.24%	93.55%	94.74%	90.00%
	Total Department Enrollments	36.0	34.0	31.0	19.0	40.0

We continue to see an overall positive success rate in all modalities of course offerings. We anticipate this trend will also continue this academic year.

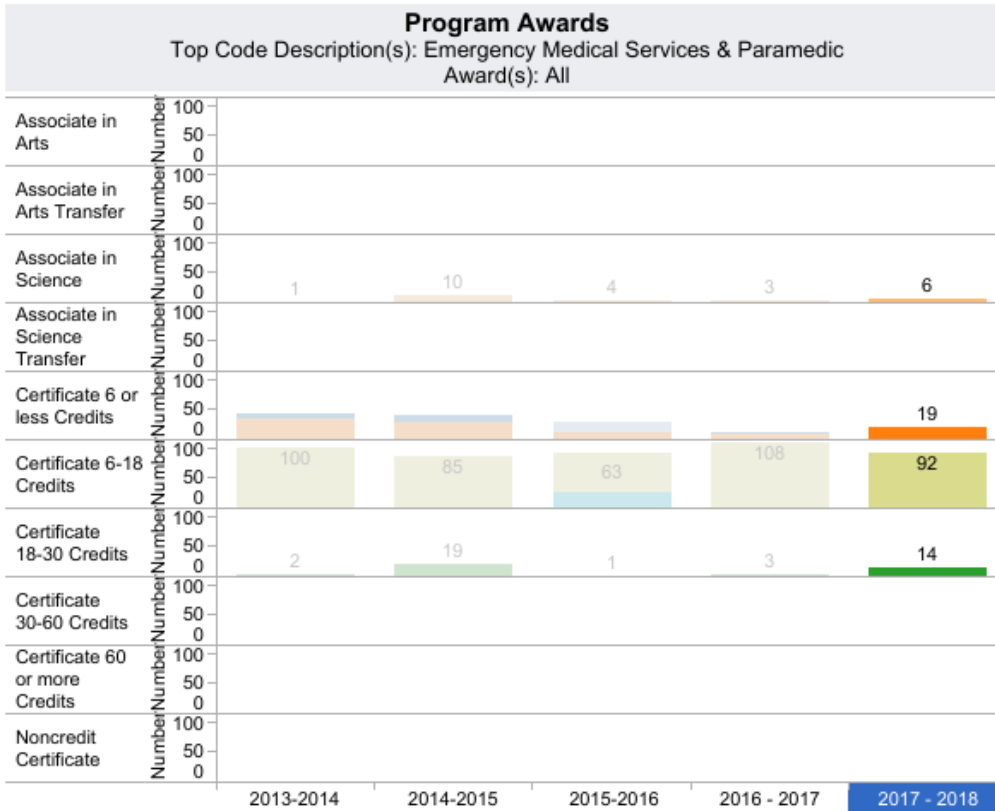
2019 INSTRUCTIONAL ANNUAL PROGRAM PLANNING WORKSHEET

Degrees and Certificates Awarded (Insert Data Chart)

SLOCCCD Program Review Data: Degrees and Certificates Awarded

Program:
Multiple values

Award Type:
All



Program Awards Table						
Award T..	Award	2013-2014	2014-2015	2015-2016	2016 - 2017	2017 - 2018
Certificate 6-18 Credits	Emergency Medical Svcs (CS)			27		
	Total	100	85	90	108	92
Certificate 18-30 Cr..	Paramedic (CA)	2	19	1	3	14
	Total	2	19	1	3	14
Grand Total		146	153	123	124	131

Program Awards: The number of degrees and certificates awarded by program type

We have seen an uptick in the awarding of our A.S. in Paramedicine Degree and anticipate those numbers will continue to increase. EMS program certificates continue to be awarded at an appropriate rate to keep pace with local and distant industry needs.

2019 INSTRUCTIONAL ANNUAL PROGRAM PLANNING WORKSHEET

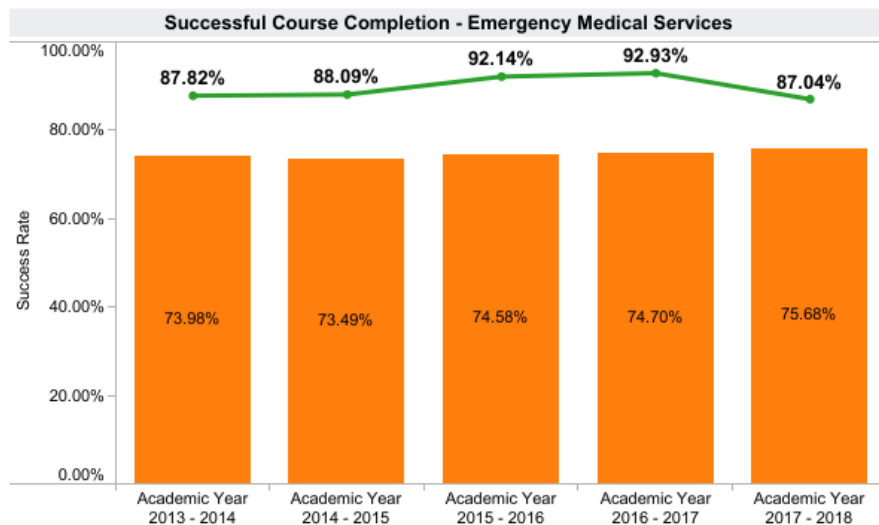
General Student Success – Course Completion (Insert Aggregated Data Chart)

SLOCCCD Program Review Data: Successful Course Completion

Select Department:
Emergency Medical Services

COURSE
All

Measure Names
■ Department Success Rate
■ Overall College Success Rate



Emergency Medical Services Success Rate Table

	Academic Year 2013 - 2014	Academic Year 2014 - 2015	Academic Year 2015 - 2016	Academic Year 2016 - 2017	Academic Year 2017 - 2018
Department Success..	87.82%	88.09%	92.14%	92.93%	87.04%
Total Enrollments	312	277	280	311	279

Success: The Percentage of student enrollments resulting in a final grade of "C" or better

We continue to see overall success rates consistent with trends over the last 5 years and anticipate this trend will continue.

Success by individual program/course is listed below. The large number of EMT (EMS 201) students result in a lower overall success rate as this course is 9.5 units and academically demanding bringing our overall EMS success numbers down. Both EMS 102 (refresher) and our Paramedic Program Courses have success rates of at least 90%.

2019 INSTRUCTIONAL ANNUAL PROGRAM PLANNING WORKSHEET

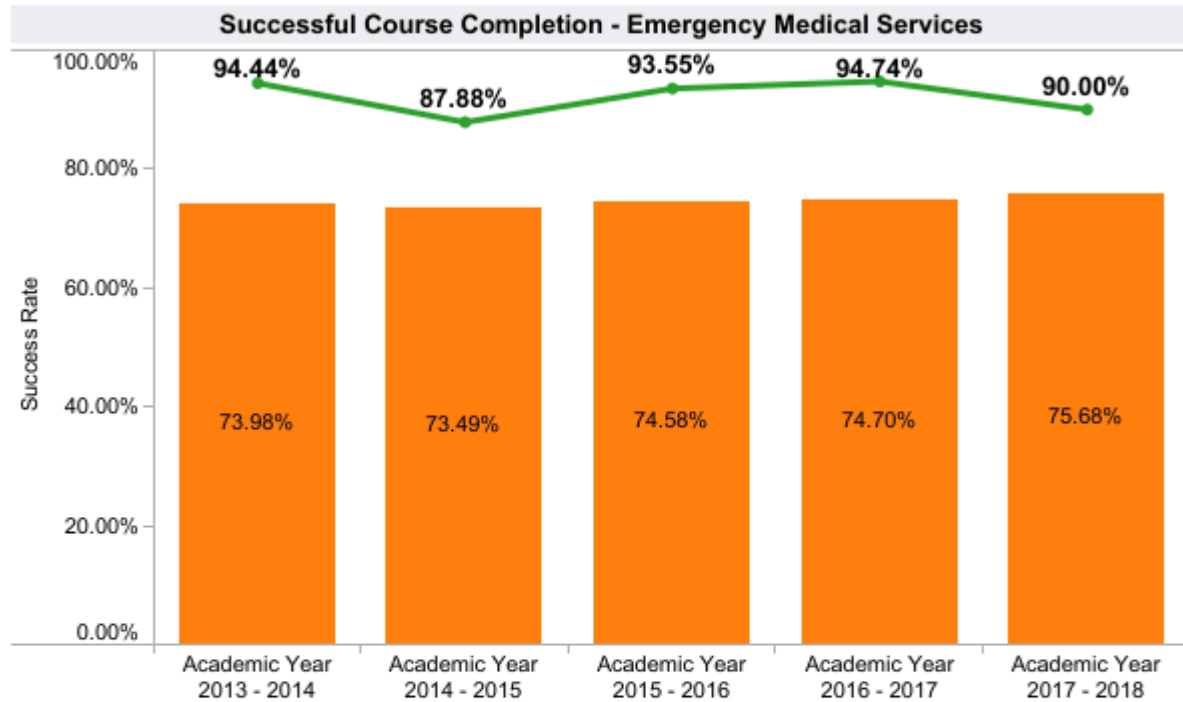
SLOCCCD Program Review Data: Successful Course Completion

Select Department:
Emergency Medical Services

COURSE
EMS102

Measure Names

- Department Success Rate
- Overall College Success Rate



Emergency Medical Services Success Rate Table

	Academic Year 2013 - 2014	Academic Year 2014 - 2015	Academic Year 2015 - 2016	Academic Year 2016 - 2017	Academic Year 2017 - 2018
Department Success..	94.44%	87.88%	93.55%	94.74%	90.00%
Total Enrollments	36	33	31	19	40

Success: The Percentage of student enrollments resulting in a final grade of "C" or better

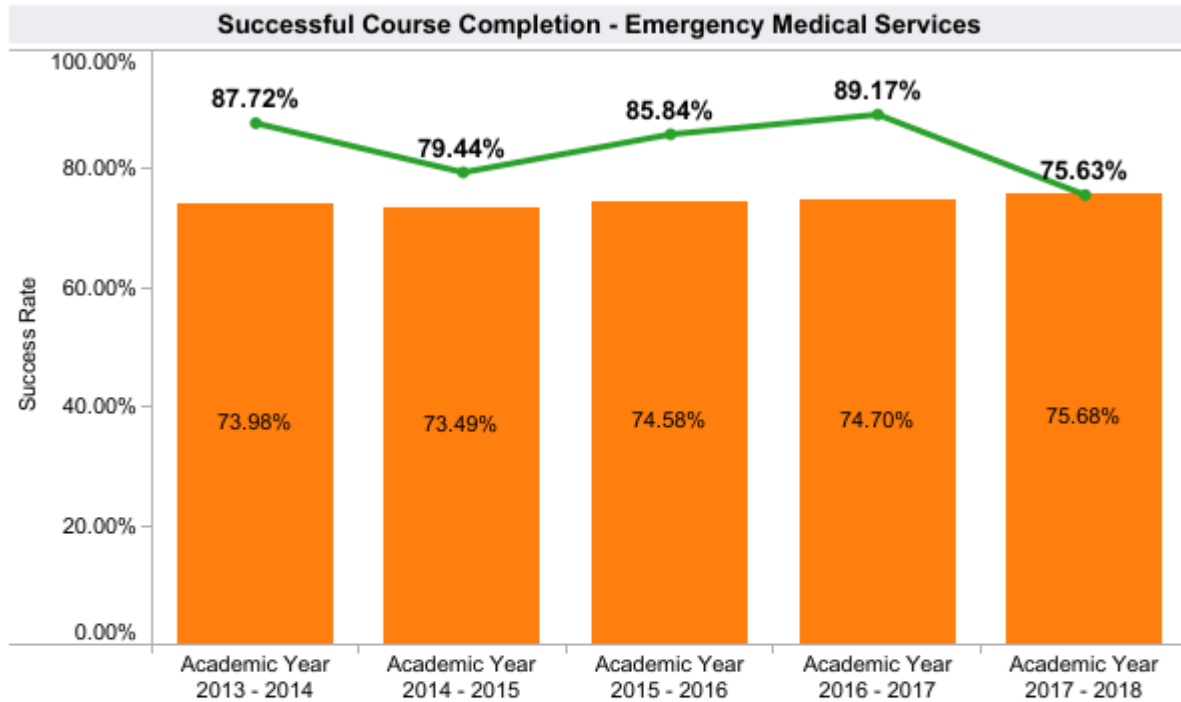
2019 INSTRUCTIONAL ANNUAL PROGRAM PLANNING WORKSHEET

SLOCCCD Program Review Data: Successful Course Completion

Select Department:
Emergency Medical Services

COURSE
EMS201

Measure Names
■ Department Success Rate
■ Overall College Success Rate



Emergency Medical Services Success Rate Table

	Academic Year 2013 - 2014	Academic Year 2014 - 2015	Academic Year 2015 - 2016	Academic Year 2016 - 2017	Academic Year 2017 - 2018
Department Success..	87.72%	79.44%	85.84%	89.17%	75.63%
Total Enrollments	114	107	113	120	119

Success: The Percentage of student enrollments resulting in a final grade of "C" or better

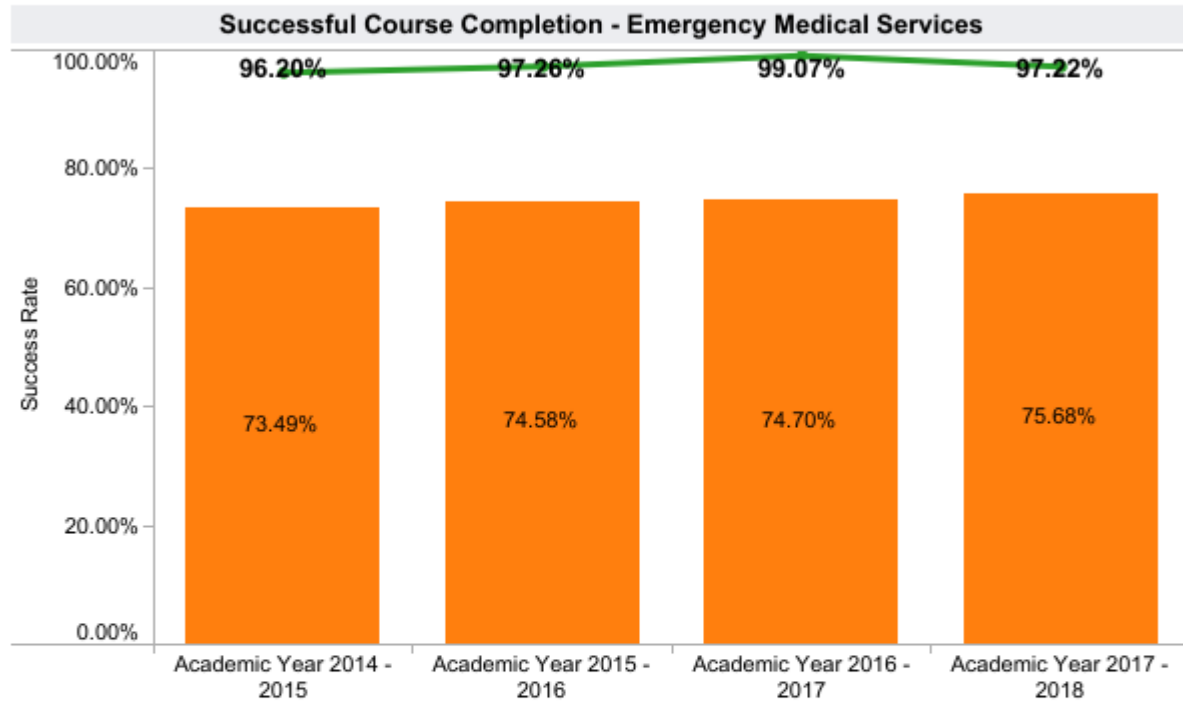
2019 INSTRUCTIONAL ANNUAL PROGRAM PLANNING WORKSHEET

SLOCCCD Program Review Data: Successful Course Completion

Select Department:
Emergency Medical Services

COURSE
Multiple values

Measure Names
■ Department Success Rate
■ Overall College Success Rate



Emergency Medical Services Success Rate Table

	Academic Year 2014 - 2015	Academic Year 2015 - 2016	Academic Year 2016 - 2017	Academic Year 2017 - 2018
Department Success..	96.20%	97.26%	99.07%	97.22%
Total Enrollments	79	73	107	73

Success: The Percentage of student enrollments resulting in a final grade of "C" or better

2019 INSTRUCTIONAL ANNUAL PROGRAM PLANNING WORKSHEET

OTHER RELEVANT PROGRAM DATA (OPTIONAL)

Below are the pass rates for both our EMT and Paramedic program completers sitting for the National Registry of Emergency Medical Technician's exam which is used as the certifying exam by the state of California. The reports are inclusive of overall pass rates (since 2007) and current (2018).

NREMT - EMS Educators - Pass/Fail Report

https://www.nremt.org/nremt/EMS_Ed/emsEdPassFailCognitive_Disp.asp

Heather C. Tucker
Lapsed

Logout
Account Settings

GENERAL INFO
CANDIDATE
MY CERTIFICATION
PROGRAM DIRECTOR

Home

Program Director News

Locate A Psychomotor Exam

Request Exam Materials

Manage Candidates

Reports

Cognitive Exam Results By Exam Date

Cognitive Exam Results By Course Date

Pass/Fail Report

Topic Area Performance

Candidate Progress

Psychomotor Results by Course Date

CoAEMSP Psychomotor Results

Search the website:

Pass/Fail Report

SEARCH

Report Date: 2/19/2019 3:32:34 PM
Report Type: Program Report (CA-40003)
Registration Level: EMT
Course Completion Date: 1st Quarter 2007 to 1st Quarter 2019
Training Program: Cuesta College Allied Health-EMT (CA-40003)

View Legend | Printer-Friendly Version

Show All | Show Only Percentages | Show Only Numbers

The results of your report request are as follows:

Attempted The Exam	First Attempt Pass	Cumulative Pass Within 3 Attempts	Cumulative Pass Within 6 Attempts	Failed All 6 Attempts	Eligible For Retest	Did Not Complete Within 2 Years
755	72% (544)	83% (625)	83% (629)	0% (1)	3% (25)	13% (100)

Attempted the exam: Number of graduates that make at least one attempt at the exam.

First attempt pass: Number and percent of those who attempt the exam that pass on the first attempt.

Cumulative pass within 3 attempts: Number and percent of those who attempt the exam who pass on the first, second, or third attempt.

Cumulative pass within 6 attempts: Number and percent of those who attempt the exam who pass on the first, second, third, fourth, fifth, or sixth attempt.

Failed all 6 attempts: Number and percent of those who fail the exam six times.

Eligible for retest: Number and percent of those who failed their last attempt, but remain eligible for retest (less than six attempts, less than two years from course completion.)

Did not complete within 2 years: Number and percent of those who fail their last attempt and are no longer eligible for retest (more than two years from course completion.)

New Report

Return to Top

The Registry

About Us

Board of Directors

Leadership Team

Our History

Latest News

Research

Store

EMS Certification

EMR | EMR (Recent)

EMT | EMT (Recent)

AEMT | AEMT (Recent)

Paramedic | NRP (Recent)

Cognitive Exams

Psychomotor Exams

Topics

Recertification

REPLICA: The EMS Compact

Maps, Stats & Data

NCCP Recertification

Paramedic Portfolio

Information For

Candidates

Program Directors

Training Officers

Medical Directors

State Officials

Educators

The Public

Quick Links

State EMS Agencies

Resource Links

General Policies

EMS Job Board

Brochures

Annual Reports

How Do I...?

Contact Us

Email The NREMT

Telephone: 1-614-888-4484

Fax: 1-614-888-8920

Rocco V. Morando Building

6610 Busch Blvd.

Columbus, Ohio 43229

f t in

© Copyright 2001 - 2019, Version 2019. 4, National Registry of Emergency Medical Technicians

^

2019 INSTRUCTIONAL ANNUAL PROGRAM PLANNING WORKSHEET

NREMT - EMS Educators - Pass/Fail Report

https://www.nremt.org/nremt/EMS_Ed/emsEdPassFailCognitive_Dispatch.asp

Heather C. Tucker
Lapsed

LOGOUT
ACCOUNT SETTINGS

GENERAL INFO
CANDIDATE
MY CERTIFICATION
PROGRAM DIRECTOR

Home

Program Director News

Locate A Psychomotor Exam

Request Exam Materials

Manage Candidates

Reports

Cognitive Exam Results By Exam Date

Cognitive Exam Results By Course Date

Pass/Fail Report

Topic Area Performance

Candidate Progress

Psychomotor Results by Course Date

CoAEMSP Psychomotor Results

Search the website:

Pass/Fail Report

SEARCH

Report Date: 2/19/2019 3:31:38 PM

Report Type: Program Report (CA-40003)

Registration Level: EMT

Course Completion Date: 1st Quarter 2017 to 1st Quarter 2019

Training Program: Cuesta College Allied Health-EMT (CA-40003)

View Legend | Printer-Friendly Version

Show All | Show Only Percentages | Show Only Numbers

The results of your report request are as follows:

Attempted The Exam	First Attempt Pass	Cumulative Pass Within 3 Attempts	Cumulative Pass Within 6 Attempts	Failed All 6 Attempts	Eligible For Retest	Did Not Complete Within 2 Years
161	76% (122)	84% (136)	84% (136)	0% (0)	16% (25)	0% (0)

Attempted the exam: Number of graduates that make at least one attempt at the exam.

First attempt pass: Number and percent of those who attempt the exam that pass on the first attempt.

Cumulative pass within 3 attempts: Number and percent of those who attempt the exam who pass on the first, second, or third attempt.

Cumulative pass within 6 attempts: Number and percent of those who attempt the exam who pass on the first, second, third, fourth, fifth, or sixth attempt.

Failed all 6 attempts: Number and percent of those who fail the exam six times.

Eligible for retest: Number and percent of those who failed their last attempt, but remain eligible for retest (less than six attempts, less than two years from course completion.)

Did not complete within 2 years: Number and percent of those who fail their last attempt and are no longer eligible for retest (more than two years from course completion.)

New Report

Return to Top

The Registry	EMS Certification	Topics	Information For	Quick Links	Contact Us
About Us	EMR EMR (Recert)	Recertification	Candidates	State EMS Agencies	Email The NREMT
Board of Directors	EMT EMT (Recert)	REPLICA: The EMS Compact	Program Directors	Resource Links	Telephone: 1-614-888-4484
Leadership Team	AEMT AEMT (Recert)	Maps, State & Data	Training Officers	General Policies	Fax: 1-614-888-8920
Our History	Paramedic NRP (Recert)	NCCP Recertification	Medical Directors	EMS Job Board	Rocco V. Morando Building
Latest News	Cognitive Exams	Paramedic Portfolio	State Officials	Brochures	6610 Busch Blvd.
Research	Psychomotor Exams		Educators	Annual Reports	Columbus, Ohio
Store			The Public	How Do I...?	43229 f t in

© Copyright 2001-2019, Version 2019.4, National Registry of Emergency Medical Technicians

2019 INSTRUCTIONAL ANNUAL PROGRAM PLANNING WORKSHEET

NREMT - EMS Educators - Pass/Fail Report

https://www.nremt.org/nremt/EMS_Ed/emsEdPassFailCognitive_Dispatch.asp

Heather C. Tucker
Lapsed

Search the website:

Pass/Fail Report

SEARCH

LOGOUT
ACCOUNT SETTINGS



GENERAL INFO
CANDIDATE
MY CERTIFICATION
PROGRAM DIRECTOR

Report Date: 2/19/2019 3:15:20 PM
Report Type: Program Report (CA-40001)
Registration Level: Paramedic
Course Completion Date: 1st Quarter 2007 to 1st Quarter 2019
Training Program: Cuesta College-CCPP (CA-40001)

Home

Program Director News

[View Legend](#) | [Printer-Friendly Version](#)

Locate A Psychomotor
Exam

[Show All](#) | [Show Only Percentages](#) | [Show Only Numbers](#)

Request Exam
Materials

The results of your report request are as follows:

Manage Candidates

Reports

Cognitive Exam Results By
Exam Date
Cognitive Exam Results By
Course Date
Pass/Fail Report
Topic Area Performance
Candidate Progress
Psychomotor Results by
Course Date
CoAEMSP Psychomotor
Results

Attempted The Exam	First Attempt Pass	Cumulative Pass Within 3 Attempts	Cumulative Pass Within 6 Attempts	Failed All 6 Attempts	Eligible For Retest	Did Not Complete Within 2 Years
159	82% (131)	97% (159)	99% (157)	0% (0)	0% (0)	1% (2)

Attempted the exam: Number of graduates that make at least one attempt at the exam.

First attempt pass: Number and percent of those who attempt the exam that pass on the first attempt.

Cumulative pass within 3 attempts: Number and percent of those who attempt the exam who pass on the first, second, or third attempt.

Cumulative pass within 6 attempts: Number and percent of those who attempt the exam who pass on the first, second, third, fourth, fifth, or sixth attempt.

Failed all 6 attempts: Number and percent of those who fail the exam six times.

Eligible for retest: Number and percent of those who failed their last attempt, but remain eligible for retest (less than six attempts, less than two years from course completion.)

Did not complete within 2 years: Number and percent of those who fail their last attempt and are no longer eligible for retest (more than two years from course completion.)

[New Report](#)

[Return to Top](#)

The Registry

[About Us](#)
[Board of Directors](#)
[Leadership Team](#)
[Our History](#)
[Latest News](#)
[Research](#)
[Store](#)

EMS Certification

[EMR | EMR \(Recent\)](#)
[EMT | EMT \(Recent\)](#)
[AEMT | AEMT \(Recent\)](#)
[Paramedic | NRP \(Recent\)](#)
[Cognitive Exams](#)
[Psychomotor Exams](#)

Topics

[Recertification](#)
[REPLICA:
The EMS Compact](#)
[Maps, Stats & Data](#)
[NCCP Recertification](#)
[Paramedic Portfolio](#)

Information For

[Candidates](#)
[Program Directors](#)
[Training Officers](#)
[Medical Directors](#)
[State Officials](#)
[Educators](#)
[The Public](#)

Quick Links

[State EMS Agencies](#)
[Resource Links](#)
[General Policies](#)
[EMS Job Board](#)
[Brochures](#)
[Annual Reports](#)
[How Do I...?](#)

Contact Us

[Email The NREMT](#)
Telephone:
1-614-888-4484
Fax: 1-614-888-8920
Rocco V. Morando
Building
6610 Busch Blvd.
Columbus, Ohio
43229
[f](#) [t](#)
[in](#)

© Copyright 2001- 2019, Version 2019. 4, National Registry of Emergency Medical Technicians

2019 INSTRUCTIONAL ANNUAL PROGRAM PLANNING WORKSHEET

NREMT - EMS Educators - Pass/Fail Report

https://www.nremt.org/nremt/EMS_Ed/emsEdPassFailCognitive_Dispatch.asp

Heather C. Tucker
Lapsed

Search the website:

Pass/Fail Report

SEARCH

LOGOUT
ACCOUNT SETTINGS



GENERAL INFO
CANDIDATE
MY CERTIFICATION
PROGRAM DIRECTOR

Report Date: 2/19/2019 3:13:31 PM
Report Type: Program Report (CA-40001)
Registration Level: Paramedic
Course Completion Date: 1st Quarter 2018 to 4th Quarter 2018
Training Program: Cuesta College-CCPP (CA-40001)

Home

Program Director News

[View Legend](#) | [Printer-Friendly Version](#)

Locate A Psychomotor
Exam

[Show All](#) | [Show Only Percentages](#) | [Show Only Numbers](#)

Request Exam
Materials

The results of your report request are as follows:

Manage Candidates

Reports

Cognitive Exam Results By
Exam Date
Cognitive Exam Results By
Course Date
Pass/Fail Report
Topic Area Performance
Candidate Progress
Psychomotor Results by
Course Date
CoAEMSP Psychomotor
Results

Attempted The Exam	First Attempt Pass	Cumulative Pass Within 3 Attempts	Cumulative Pass Within 6 Attempts	Failed All 6 Attempts	Eligible For Retest	Did Not Complete Within 2 Years
14	79% (11)	100% (14)	100% (14)	0% (0)	0% (0)	0% (0)

Attempted the exam: Number of graduates that make at least one attempt at the exam.

First attempt pass: Number and percent of those who attempt the exam that pass on the first attempt.

Cumulative pass within 3 attempts: Number and percent of those who attempt the exam who pass on the first, second, or third attempt.

Cumulative pass within 6 attempts: Number and percent of those who attempt the exam who pass on the first, second, third, fourth, fifth, or sixth attempt.

Failed all 6 attempts: Number and percent of those who fail the exam six times.

Eligible for retest: Number and percent of those who failed their last attempt, but remain eligible for retest (less than six attempts, less than two years from course completion.)

Did not complete within 2 years: Number and percent of those who fail their last attempt and are no longer eligible for retest (more than two years from course completion.)

[New Report](#)

[Return to Top](#)

The Registry

[About Us](#)
[Board of Directors](#)
[Leadership Team](#)
[Our History](#)
[Latest News](#)
[Research](#)
[Store](#)

EMS Certification

[EMR | EMR \(Recert\)](#)
[EMT | EMT \(Recert\)](#)
[AEMT | AEMT \(Recert\)](#)
[Paramedic | NRP \(Recert\)](#)
[Cognitive Exams](#)
[Psychomotor Exams](#)

Topics

[Recertification](#)
[REPLICA:
The EMS Compact](#)
[Maps, Stats & Data](#)
[NCCP Recertification](#)
[Paramedic Portfolio](#)

Information For

[Candidates](#)
[Program Directors](#)
[Training Officers](#)
[Medical Directors](#)
[State Officials](#)
[Educators](#)
[The Public](#)

Quick Links

[State EMS Agencies](#)
[Resource Links](#)
[General Policies](#)
[EMS Job Board](#)
[Brochures](#)
[Annual Reports](#)
[How Do I...?](#)

Contact Us

[Email The NREMT](#)
Telephone:
1-614-888-4484
Fax: 1-614-888-8920
Rocco V. Morando
Building
6610 Busch Blvd.
Columbus, Ohio
43229
[f](#) [t](#)
[in](#)

© Copyright 2001- 2019, Version 2019. 4, National Registry of Emergency Medical Technicians

2019 INSTRUCTIONAL ANNUAL PROGRAM PLANNING WORKSHEET

PROGRAM OUTCOMES ASSESSMENT CHECKLIST AND NARRATIVE

CHECKLIST:

- ☒ SLO assessment cycle calendar is up to date.
- ☒ All courses scheduled for assessment have been assessed in eLumen.
- ☐ Program Sustainability Plan progress report completed (if applicable).

NARRATIVE:

Briefly describe program changes, if any, which have been implemented in the previous year as a direct result of the Program or Student Services Learning Outcomes Assessment. *If no program changes have been made as results of Program or Student Services Learning Outcomes Assessment, indicate: NONE.*

NONE.

2019 INSTRUCTIONAL ANNUAL PROGRAM PLANNING WORKSHEET

PROGRAM PLANNING / FORECASTING FOR THE NEXT ACADEMIC YEAR

Briefly describe any program plans for the upcoming academic year. These may include, but are not limited to the following: *(Note: you do not need to respond to each of the items below). If there are no forecasted plans for the program, for the upcoming year, indicate: NONE.*

- A. None.
- B. Other than the addition of the 3rd EMT section in fall of 2018 (continued in spring 2019) and the move to a spring start of our Paramedic Program we do not anticipate any other changes for this academic year.
- C. None.
- D. We hope to secure a classroom (2205) to be utilized as a full-time skills lab.
- E. Anticipate the need to hire personnel to assist with lab preparation as well as to run the ambulance simulator and a high-fidelity training manikin to be implemented to meet the new testing requirements of our accrediting body.
- F. Other: None.

2019 INSTRUCTIONAL ANNUAL PROGRAM PLANNING WORKSHEET

PROGRAM SUSTAINABILITY PLAN PROGRESS REPORT

This section only needs to be completed if a program has an existing Program Sustainability Plan. Indicate whether objectives established in your Program Sustainability Plan have been addressed or not, and if improvement targets have been met.

Area of Decline or Challenge	Identified Objective (Paste from PSP)	Planning Steps (Check all that apply)	Has the Improvement Target Been Met?
Enrollment		<input type="checkbox"/> Identified <input type="checkbox"/> Resources Allocated <input type="checkbox"/> Implemented	
Student Demand (Fill Rate)		<input type="checkbox"/> Identified <input type="checkbox"/> Resources Allocated <input type="checkbox"/> Implemented	
Efficiency (FTES/FTEF)		<input type="checkbox"/> Identified <input type="checkbox"/> Resources Allocated <input type="checkbox"/> Implemented	
Student Success – Course Completion		<input type="checkbox"/> Identified <input type="checkbox"/> Resources Allocated <input type="checkbox"/> Implemented	
Student Success—Course Modality		<input type="checkbox"/> Identified <input type="checkbox"/> Resources Allocated <input type="checkbox"/> Implemented	
Degrees and Certificates Awarded		<input type="checkbox"/> Identified <input type="checkbox"/> Resources Allocated <input type="checkbox"/> Implemented	

If Program Sustainability Plan is still necessary, provide a brief description of how you plan to continue your PSP and update your PSP to remove any objectives that have been addressed and include any new objectives that are needed.