

2023 INSTRUCTIONAL ANNUAL PROGRAM PLANNING WORKSHEET

CURRENT YEAR: 2023

PROGRAM: FILM, TELEVISION, AND ELECTRONIC MEDIA

CLUSTER: HEALTH, WORKFORCE, AND KINESIOLOGY LAST YEAR CPPR COMPLETED: [Click here to enter text.](#)

NEXT SCHEDULED CPPR: 2025 CURRENT DATE: 3/6/2023

The Annual Program Planning Worksheet (APPW) is the process for:

- reviewing, analyzing and assessing programs on an annual basis
- documenting relevant program changes, trends, and plans for the upcoming year
- identifying program needs, if any, that will become part of the program's [resource plan](#)
- highlighting specific program accomplishments and updates since last year's APPW
- tracking progress on a Program Sustainability Plan if established previously

Note: Degrees and/or certificates for the *same* program *may be consolidated* into one APPW.

This APPW encompasses the following degrees and/or certificates:

Associates degree in Film and Television Production

GENERAL PROGRAM UPDATE

Describe significant changes, if any, to program mission, purpose or direction. *If there are not any, indicate: NONE.*

None

PROGRAM SUSTAINABILITY PLAN UPDATE

Was a Program Sustainability Plan established in your program's most recent Comprehensive Program Plan and Review?

Yes If yes, please complete the Program Sustainability Plan Progress Report below.

No If no, you do not need to complete a Progress Report.

If you selected yes, please complete the Program Sustainability Plan Progress Report below after you complete the Data Analysis section. That data collection and analysis will help you to update, if necessary, your Program Sustainability Plan.

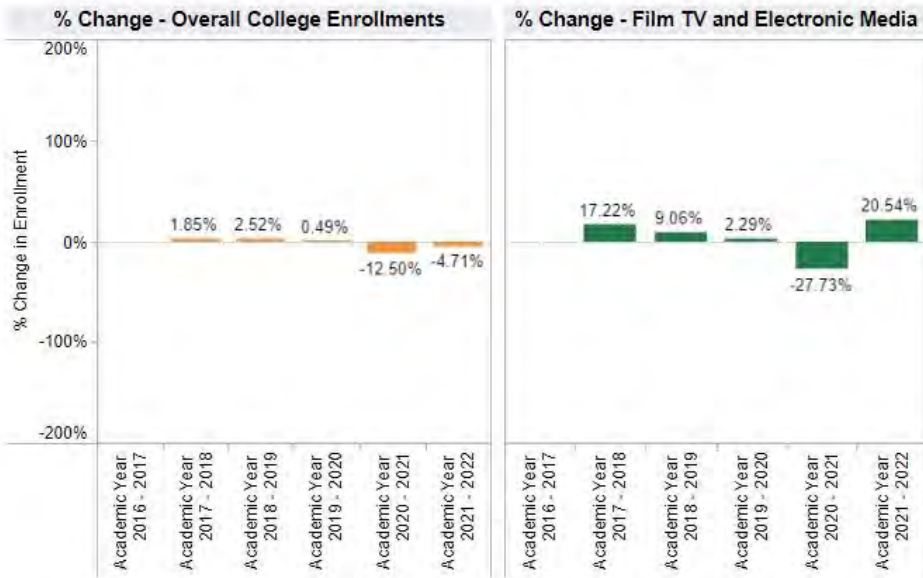
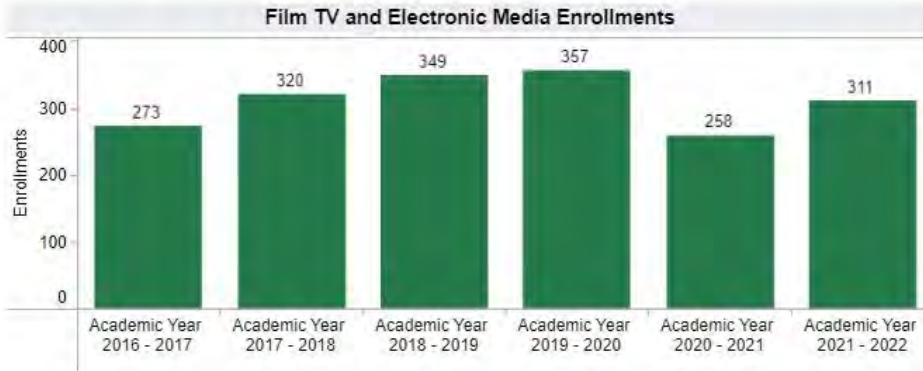
DATA ANALYSIS AND PROGRAM-SPECIFIC MEASUREMENTS

Your responses to the prompts for the data elements below should be for the entire program. If this APPW is for multiple degrees and/or certificates, then you MAY want to comment on each degree and/or certificate or discuss them holistically for the entire program being sure to highlight relevant trends for particular degrees and/or certificates if necessary. Responses in this document need only reference the most recent year's available data.

[General Enrollment \(Insert Aggregated Data Chart\) on next page.](#)

SLOCCCD Program Review Data - Enrollment

Department: Course: Dual Enrollment: Prison:
 Region:



Enrollment: Duplicated count of students who completed greater than 0 units in positive attendance courses or were present on census for all other accounting methods.

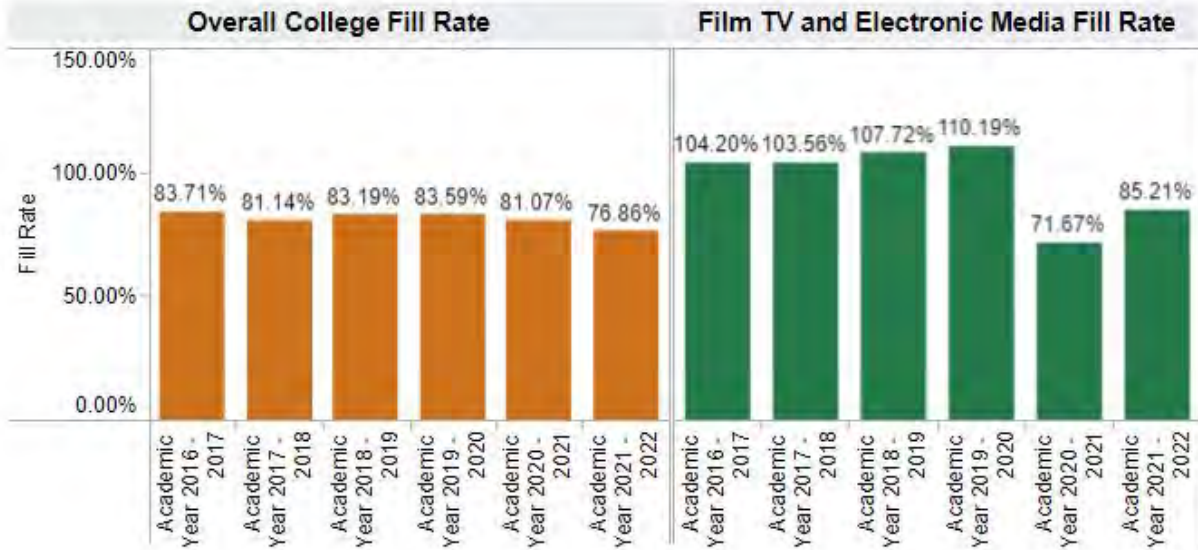
Insert the data chart and explain observed differences between the program and the college.

While the enrollment in the college fell by 4.7 percent, FTVE grew by 20.54 percent. In percent growth of enrollment, FTVE is outperforming the college as a whole, and is 48 percent higher than last year.

[General Student Demand \(Fill Rate\) \(Insert Aggregated Data Chart\) on next page](#)

SLOCCCD Program Review Data - Student Demand (Fill Rate)

Department: Course: Dual Enrollment: Prison:



Fill Rate: The ratio of enrollments to class limits. Cross listed class limits are adjusted appropriately. Also, courses with zero class limits are excluded from this measure.

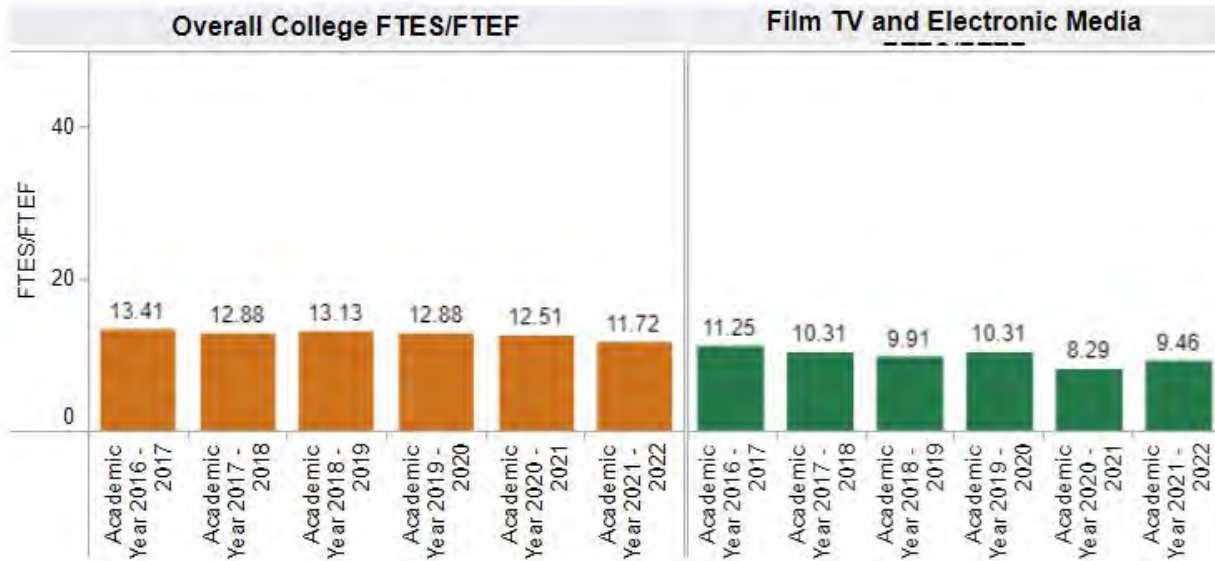
Insert the data chart and explain observed differences between the program and the college.

While the college's average fill rate is 76.66%, FTVE outperformed the college again with a fill rate of 85.21%. Although this fill rate is not as high as our pre-COVID number, it is still a 13.54% increase over last year.

[General Efficiency \(FTES/FTEF\) \(Insert Aggregated Data Chart\)](#)

SLOCCCD Program Review Data - Efficiency (FTES/FTEF)

Department:
 Course:
 Dual Enrollment:
 Prison:



FTES/FTEF: The ratio of total FTES to Full-Time Equivalent Faculty
 (SXD4 Total-Hours/17.5)/XE03 FACULTY-ASSIGNMENT-FTE)

Insert the data chart and explain observed differences between the program and the college.

FTVE efficiency is low because it is a small program. Efficiency could be raised by increasing the caps in all courses especially in GE transferable courses. The 6101 classroom can now accommodate 30 students. Migrating the “Aesthetics of Cinema” GE course from English, (who doesn’t need the efficiency numbers) to FTVE. The lead instructor’s load could be reduced from overload to 75%. The disadvantage of this is that there would not be a full-time instructor to fulfill all of the CTE requirements. In the post-COVID world, efficiency could also improve by migrating all class to an on-line modality option.

SLOCCCD Program Review Data: Successful Course Completion

Select Department:

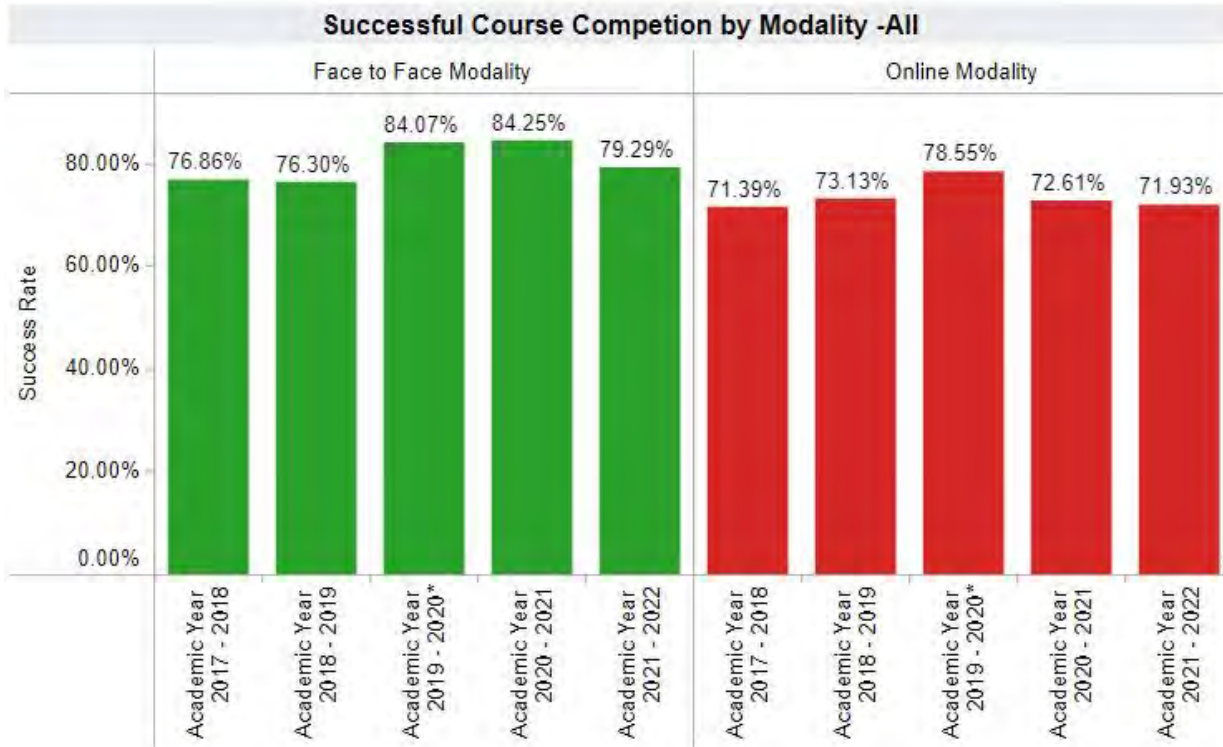
(All) ▼

Course:

(All) ▼

Legend:

- Face to Face Modality
- Online Modality

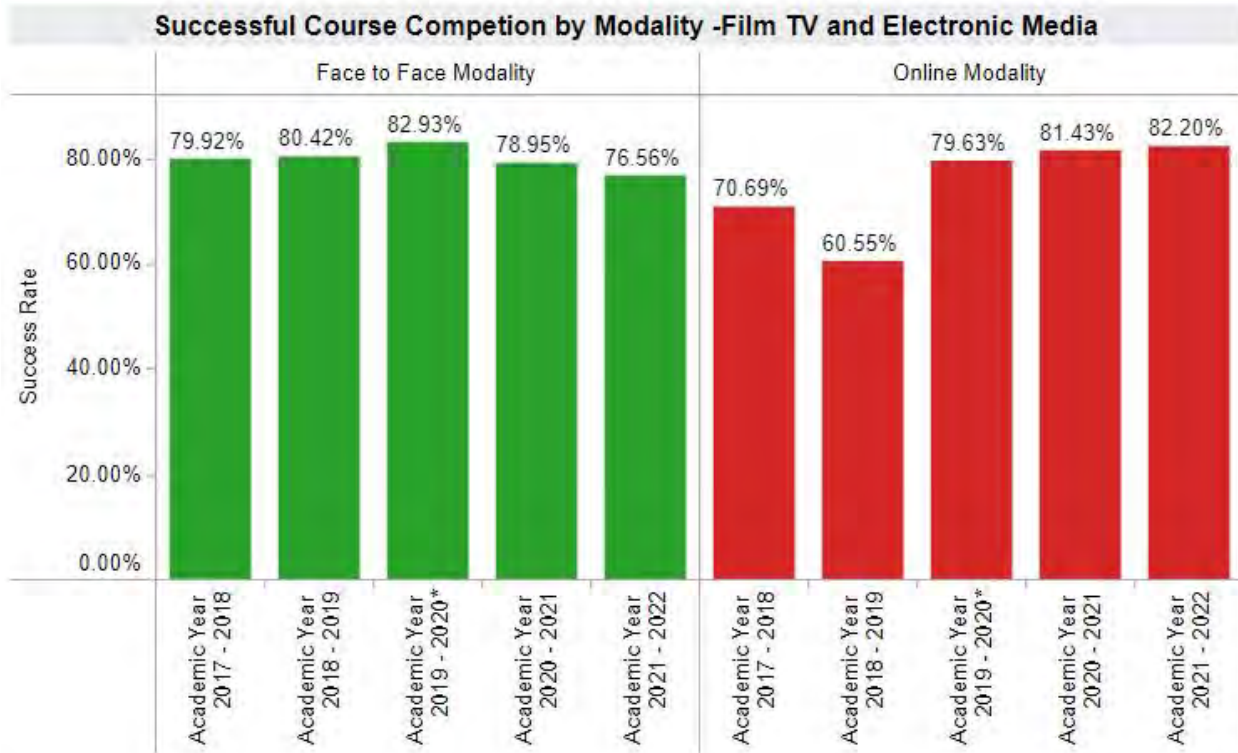


Successful Course Completion by Modality Table - All

		Academic Year 2017 - 2018	Academic Year 2018 - 2019	Academic Year 2019 - 2020*	Academic Year 2020 - 2021	Academic Year 2021 - 2022
Face to Face Modality	Department Success Rate	76.86%	76.30%	84.07%	84.25%	79.29%
	Total Department Enrollments	53,586	52,830	51,887	11,701	22,173
Online Modality	Department Success Rate	71.39%	73.13%	78.55%	72.61%	71.93%
	Total Department Enrollments	12,311	14,888	16,965	48,504	34,884

SLOCCCD Program Review Data: Successful Course Completion

Select Department: Film TV and Electronic Media Course: (All) Legend: Face to Face Modality Online Modality



		Academic Year 2017 - 2018	Academic Year 2018 - 2019	Academic Year 2019 - 2020*	Academic Year 2020 - 2021	Academic Year 2021 - 2022
Face to Face Modality	Department Success Rate	79.92%	80.42%	82.93%	78.95%	76.56%
	Total Department Enrollments	264.0	240.0	241.0	19.0	193.0
Online Modality	Department Success Rate	70.69%	60.55%	79.63%	81.43%	82.20%
	Total Department Enrollments	58.0	109.0	116.0	239.0	118.0

[Student Success—Course Completion by Modality \(Insert Data Chart\)](#)

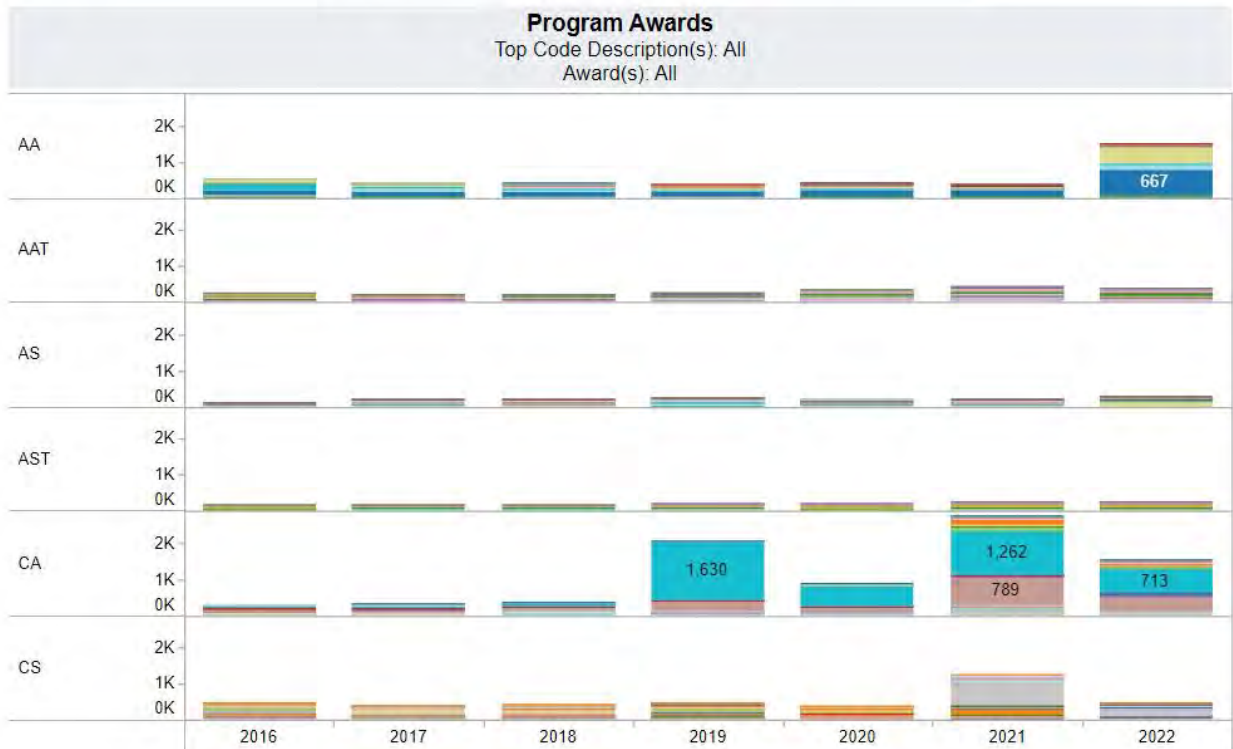
Insert the data chart and explain observed differences between the program and the college.

In this metric, FTVE kept pace with or outperformed the college as whole. More importantly, the online student success skyrocketed due to performance policies implemented last year.

[Degrees and Certificates Awarded \(Insert Data Chart\) on next page](#)

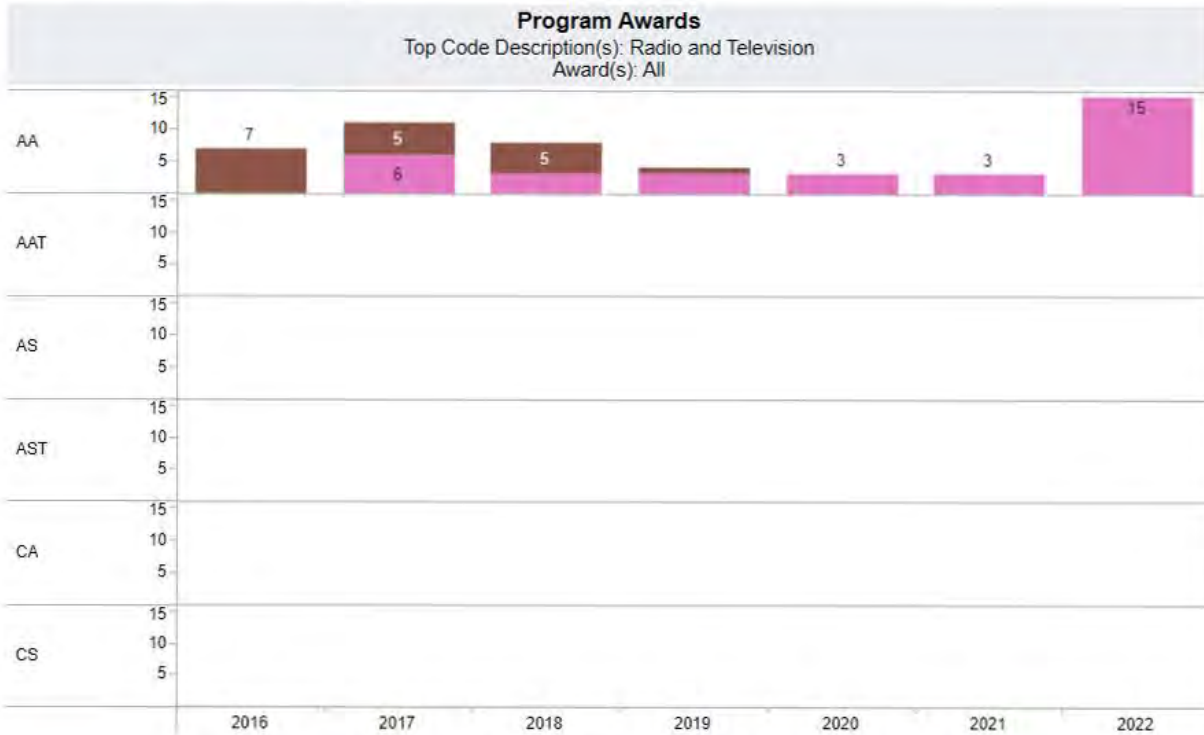
SLOCCCD Program Review Data: Degrees and Certificates Awarded

Program:
Award Type:
Area of Study:



SLOCCCD Program Review Data: Degrees and Certificates Awarded

Program:
 Award Type:
 Area of Study:



Program Awards Table		2016	2017	2018	2019	2020	2021	2022
Award Type	Award							
AA	Broadcast Communications (A..	7	5	5	1			
	Film, TV and Elect Media (AA)		6	3	3	3	3	15
	Total	7	11	8	4	3	3	15
Grand Total		7	11	8	4	3	3	15

Program Awards: The number of degrees and certificates awarded by program type

Insert the data chart and explain observed differences between the program and the college.

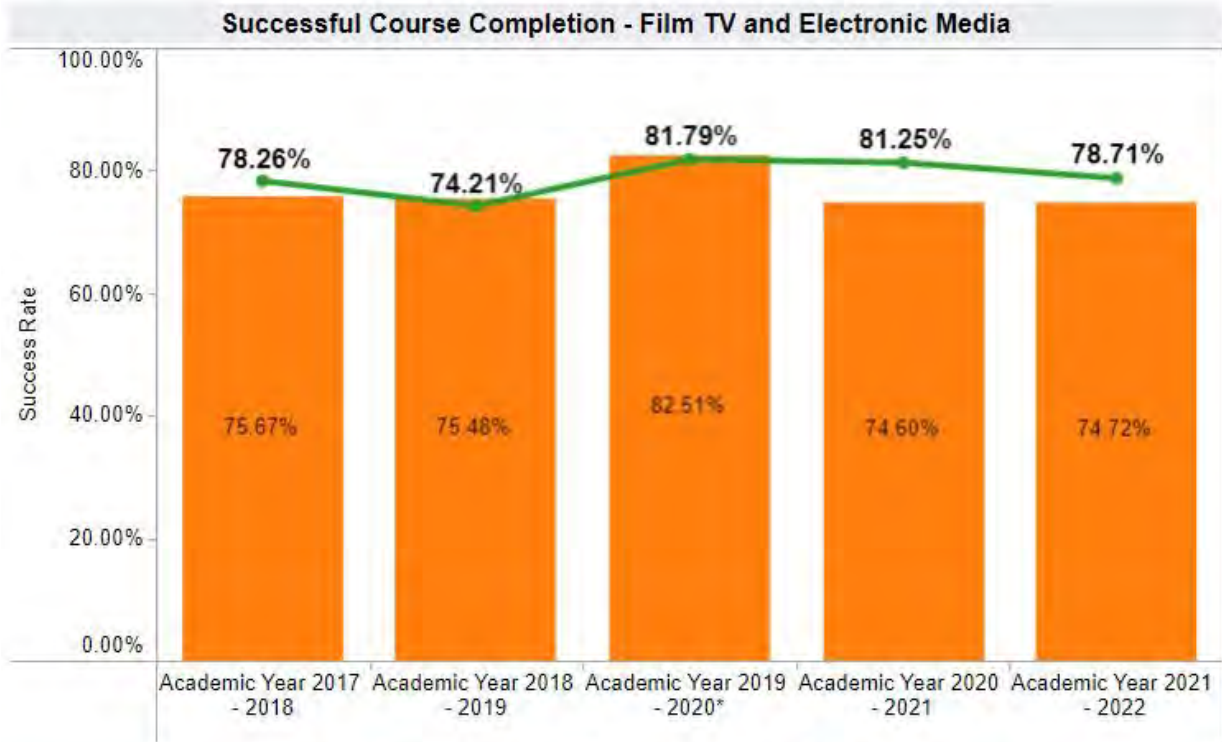
FTVE awards skyrocketed 500% from last year which is much higher than the college average.

[General Student Success – Course Completion \(Insert Aggregated Data Chart\)](#)

SLOCCCD Program Review Data: Successful Course Completion

Select Department: **TERM:**
COURSE:

Measure Names
■ Department Success Rate
■ Overall College Success ...

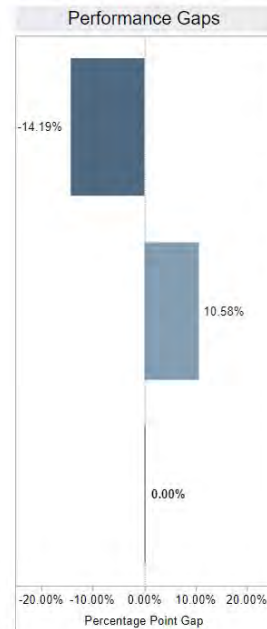
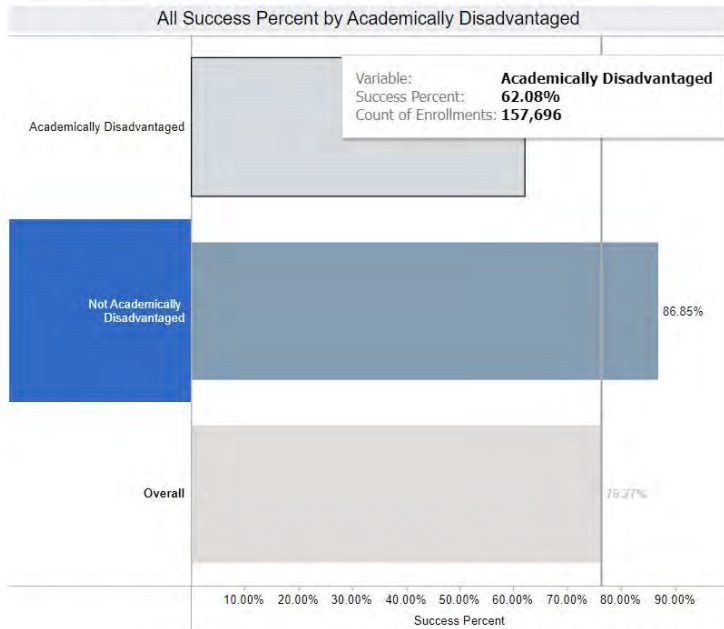


	Academic Year 2017 - 2018	Academic Year 2018 - 2019	Academic Year 2019 - 2020*	Academic Year 2020 - 2021	Academic Year 2021 - 2022
Department Success..	78.26%	74.21%	81.79%	81.25%	78.71%
Total Enrollments	322	349	357	258	311

Except for 2018-2020, FTVE successful course completion as traditionally outperformed the college by as much as 7%

Review the [Disaggregated Student Success](#) charts; include any charts that you will reference. Describe any departmental or pedagogical outcomes that have occurred as a result of programmatic discussion regarding the data presented.

Successful Course Completion by Student Subpopulation



Academic Year: (All)

Department: (All)

Region: (All)

Enroll Status: (All)

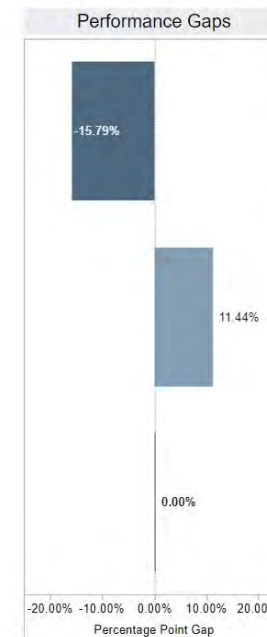
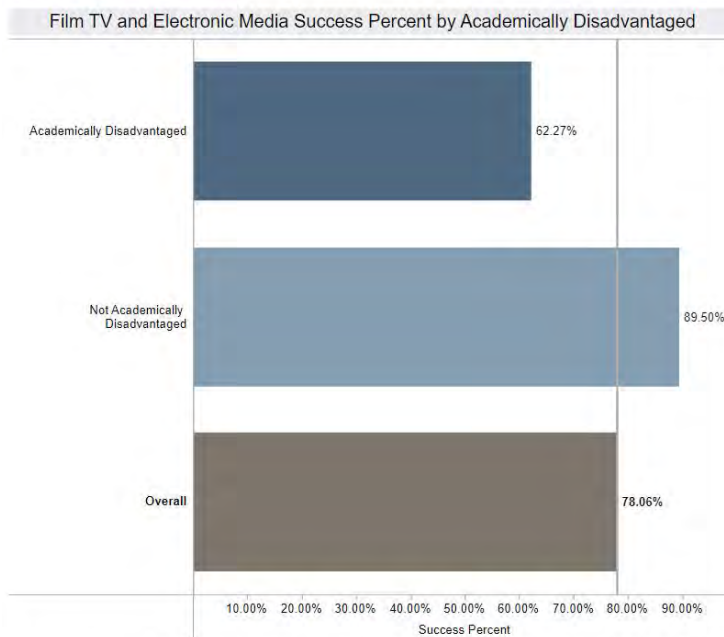
Dual Enrollment: (All)

Prison: (All)

Disaggregate By: Academically Dis...

Note: Successful Course Completion is the ratio of enrollments resulting in a final grade of A, A-, B+, B, B-, C+, C, CR or P to all valid grades.

Successful Course Completion by Student Subpopulation



Academic Year: (All)

Department: Film TV and Electroni...

Region: (All)

Enroll Status: (All)

Dual Enrollment: (All)

Prison: (All)

Disaggregate By: Academically Dis...

Note: Successful Course Completion is the ratio of enrollments resulting in a final grade of A, A-, B+, B, B-, C+, C, CR or P to all valid grades.

Overall, FTVE outperformed the college by 2%. The problem with improving performance gaps is that students, because of FERPA, are not identified to the instructors as to which cohort they represent. I personally would spend more time with disadvantage populations in order to

improve their success. But I do not know who these students are. Also, because of budget cuts and workloads of CTE instructors, often the attention need to increase student success fall by the wayside. For example, instead of giving a disadvantaged student the attention that they need, I am often fixing equipment just so class and go on because the college let go the lab assistant and repair engineer.

OTHER RELEVANT PROGRAM DATA (OPTIONAL)

Provide and comment on any other data that is relevant to your program such as state or national certification/licensure exam results, employment data, etc. If necessary, describe origin and/or data collection methods used.

PROGRAM OUTCOMES ASSESSMENT CHECKLIST AND NARRATIVE

CHECKLIST:

- SLO assessment cycle calendar is up to date.
- All courses scheduled for assessment have been assessed in eLumen.
- Program Sustainability Plan progress report completed (if applicable).

NARRATIVE:

Briefly describe program changes, if any, which have been implemented in the previous year as a direct result of the Program or Student Services Learning Outcomes Assessment. *If no program changes have been made as results of Program or Student Services Learning Outcomes Assessment, indicate: NONE.*

none

PROGRAM PLANNING / FORECASTING FOR THE NEXT ACADEMIC YEAR

Briefly describe any program plans for the upcoming academic year. These may include but are not limited to the following: *(Note: you do not need to respond to each of the items below). If there are no forecasted plans for the program, for the upcoming year, indicate: NONE.*

- A. New or modified plans for achieving program-learning outcomes. None
- B. Anticipated changes in curriculum, scheduling or delivery modality. None
- C. Levels, delivery or types of services. None

- D. Facilities changes. None
- E. Staffing projections. Applied for lab assistant but have yet to hear about the outcome. Also, a repair engineer would help with other metrics.
- F. Other

PROGRAM SUSTAINABILITY PLAN PROGRESS REPORT

This section only needs to be completed if a program has an existing Program Sustainability Plan. Indicate whether objectives established in your Program Sustainability Plan have been addressed or not, and if improvement targets have been met.

Area of Decline or Challenge	Identified Objective (Paste from PSP)	Planning Steps (Check all that apply)	Has the Improvement Target Been Met?
Enrollment		<input type="checkbox"/> Identified <input type="checkbox"/> Resources Allocated <input type="checkbox"/> Implemented	Select one
Student Demand (Fill Rate)		<input type="checkbox"/> Identified <input type="checkbox"/> Resources Allocated <input type="checkbox"/> Implemented	Select one
Efficiency (FTES/FTEF)		<input type="checkbox"/> Identified <input type="checkbox"/> Resources Allocated <input type="checkbox"/> Implemented	Select one
Student Success – Course Completion		<input type="checkbox"/> Identified <input type="checkbox"/> Resources Allocated <input type="checkbox"/> Implemented	Select one
Student Success – Course Modality		<input type="checkbox"/> Identified <input type="checkbox"/> Resources Allocated <input type="checkbox"/> Implemented	Select one
Degrees and Certificates Awarded		<input type="checkbox"/> Identified <input type="checkbox"/> Resources Allocated <input type="checkbox"/> Implemented	Select one

If Program Sustainability Plan is still necessary, provide a brief description of how you plan to continue your PSP and update your PSP to remove any objectives that have been addressed and include any new objectives that are needed.