

2019 INSTRUCTIONAL ANNUAL PROGRAM PLANNING WORKSHEET

CURRENT YEAR: 2018 - 2019

PROGRAM: HUMAN DEVELOPMENT/HUMAN SERVICES (HDHS)

CLUSTER: WORKFORCE & ECONOMIC DEVELOPMENT

LAST YEAR CPPR COMPLETED: 2018

NEXT SCHEDULED CPPR: 2021

CURRENT DATE: 2/28/2019

This APPW encompasses the following degrees and/or certificates:

In the previous APPW, our department only had one local degree to offer. Human Development/Human Services (previously Family Studies/Human Services) now has many degrees and certificates to offer. Here is a list of newly available (so new that this APPW data does not reflect these changes) degrees and certificates. Social Work ADT, Social Justice ADT, Human Development/Human Services AA, Addiction Treatment Studies AA, Addiction Treatment Studies CA, Addiction Studies CA, Parenting Education/Coach CA, Paraprofessional Counseling CA.

GENERAL PROGRAM UPDATE

HDHS Addiction Treatment Studies (ATS) Program is now registered (as up 2/21/19) with the state agency, California Consortium of Addiction Programs and Professional. An ATS Degree and Certificate of Achievement are now available to reflect this change. The HDHS AA has three embedded certificates that include fieldwork; this provides practical experience and increased opportunities for employment. The Social Work ADT and Social Justice ADT are also new; these will contribute to the overall transfer rate.

PROGRAM SUSTAINABILITY PLAN UPDATE

Was a Program Sustainability Plan established in your program's most recent Comprehensive Program Plan and Review?

Yes ☐ If yes, please complete the Program Sustainability Plan Progress Report below.

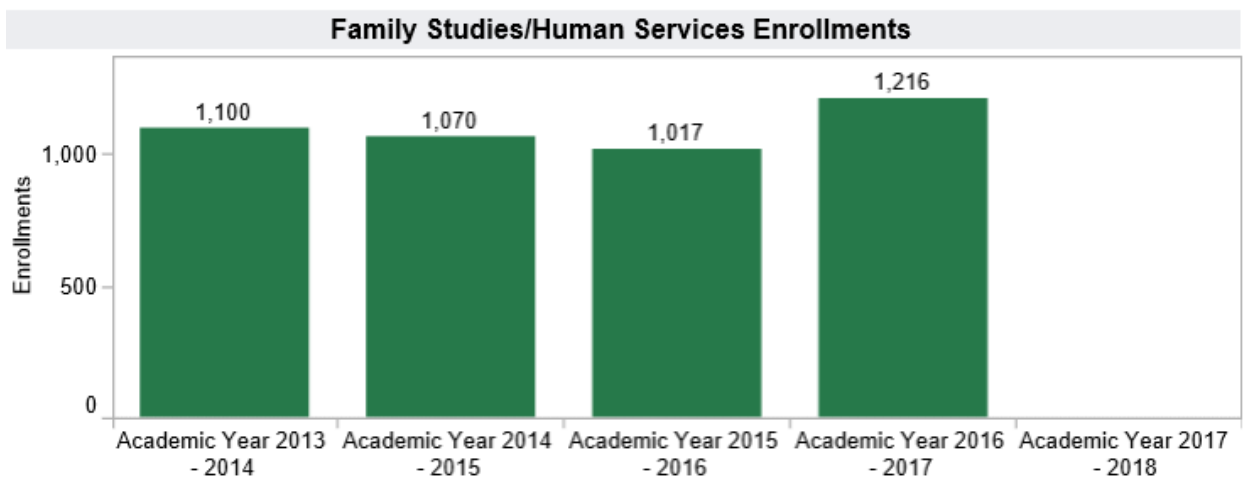

No ☒ If no, you do not need to complete a Progress Report.

2019 INSTRUCTIONAL ANNUAL PROGRAM PLANNING WORKSHEET

DATA ANALYSIS AND PROGRAM-SPECIFIC MEASUREMENTS

General Enrollment

[General Enrollment \(Insert Aggregated Data Chart\)](#)

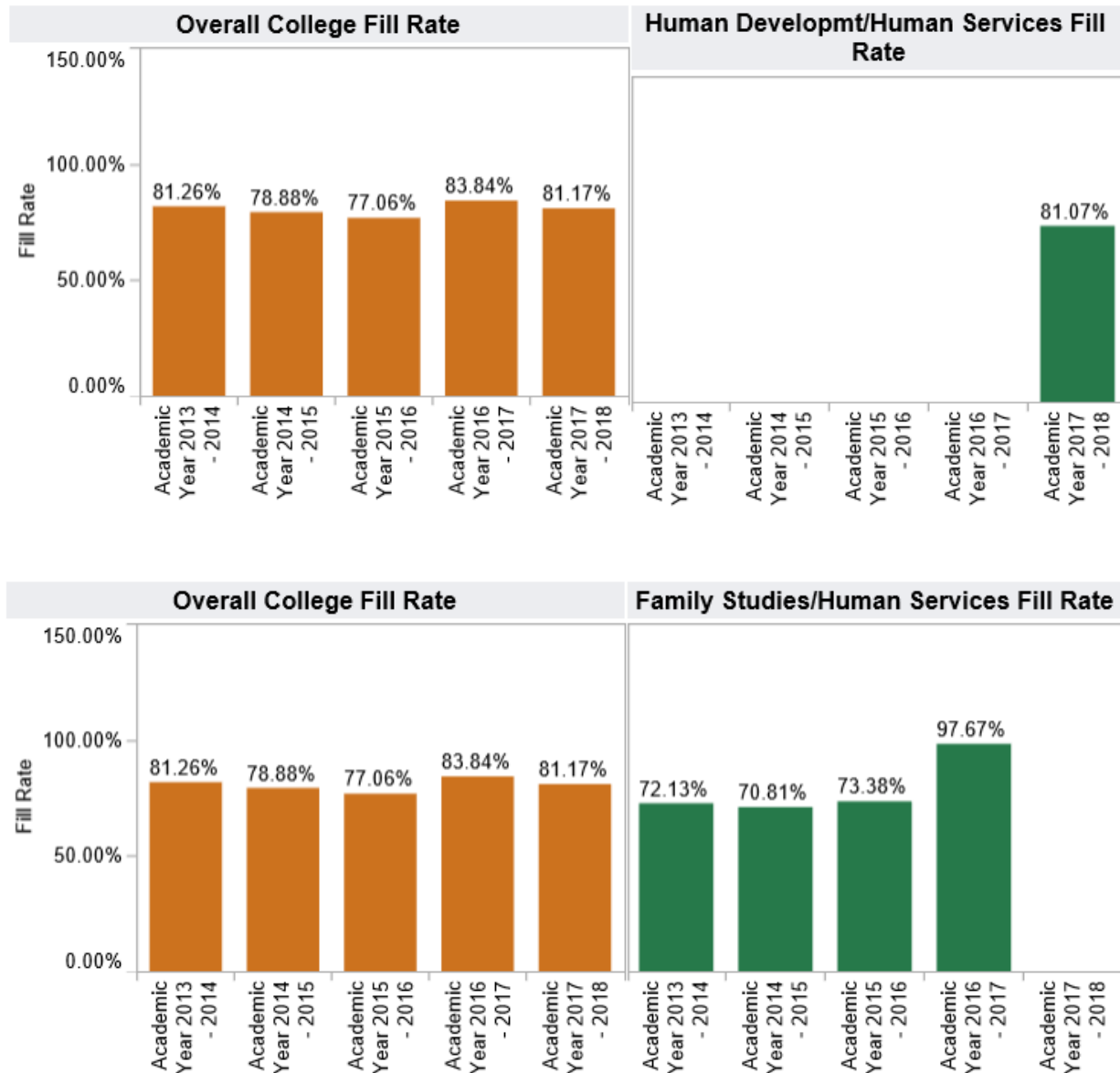


HDHS general enrollment data shows a slight decrease this year, which reflects the consolidation of courses (fewer courses required for the Addiction Treatment Studies AA, based on the state requirements of California Consortium of Addiction Programs and Professionals). The HDHS AA also requires fewer courses, but provides more depth in the area of emphasis chosen. The department has focused on improving efficiency by adjusting the timing, location, and modality of each course that is offered, this impacts general enrollment data. Cuesta's general enrollment shows a slight increase of 1.6%.

2019 INSTRUCTIONAL ANNUAL PROGRAM PLANNING WORKSHEET

General Student Demand (Fill Rate)

[General Student Demand \(Fill Rate\) \(Insert Aggregated Data Chart\)](#)

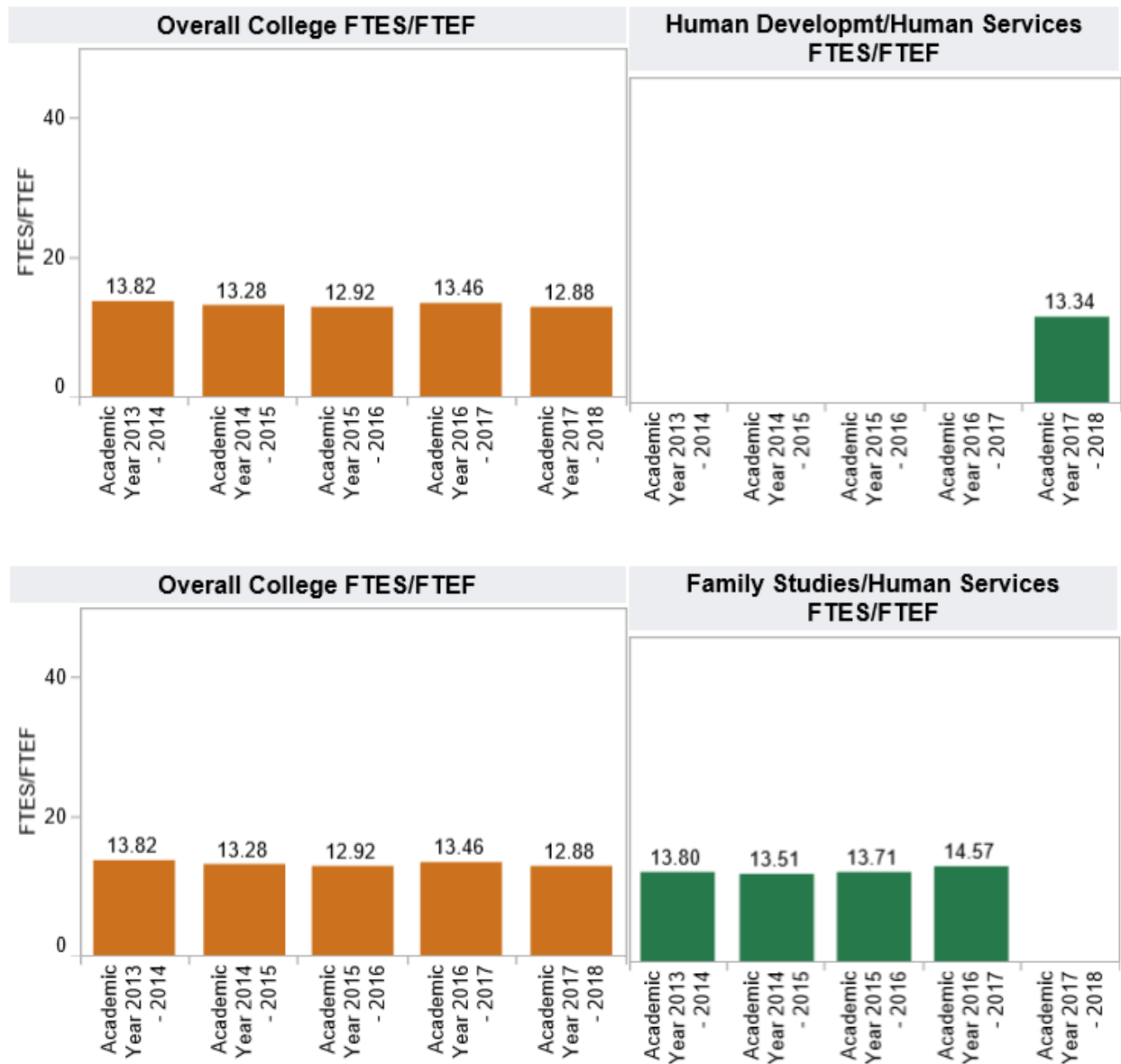


HDHS fill rate increased 7.6%, from 73.38 % in academic year 2015-2016 to 81.07% in 2017-2018. The fill rate data for 2016-2017 does not appear to be accurate information. The overall college fill rate has decreased by 3.5% from academic year 2016-2017 to academic year 2017-2018.

2019 INSTRUCTIONAL ANNUAL PROGRAM PLANNING WORKSHEET

General Efficiency (FTES/FTEF)

[General Efficiency \(FTES/FTEF\) \(Insert Aggregated Data Chart\)](#)

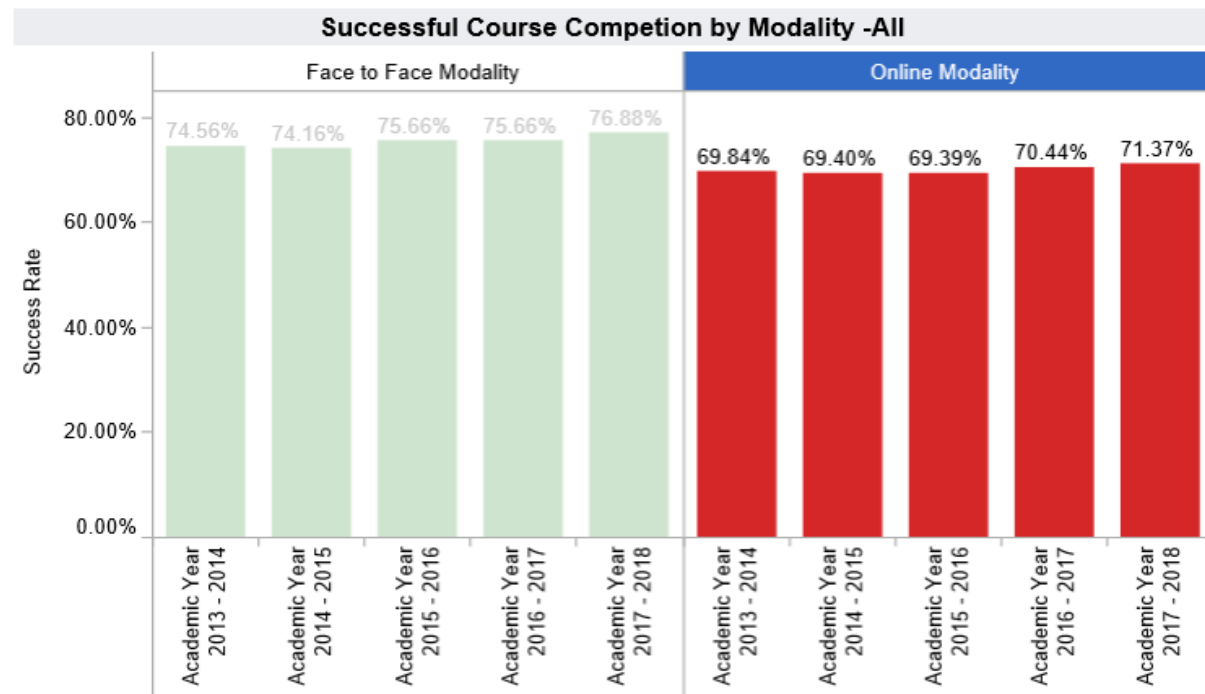
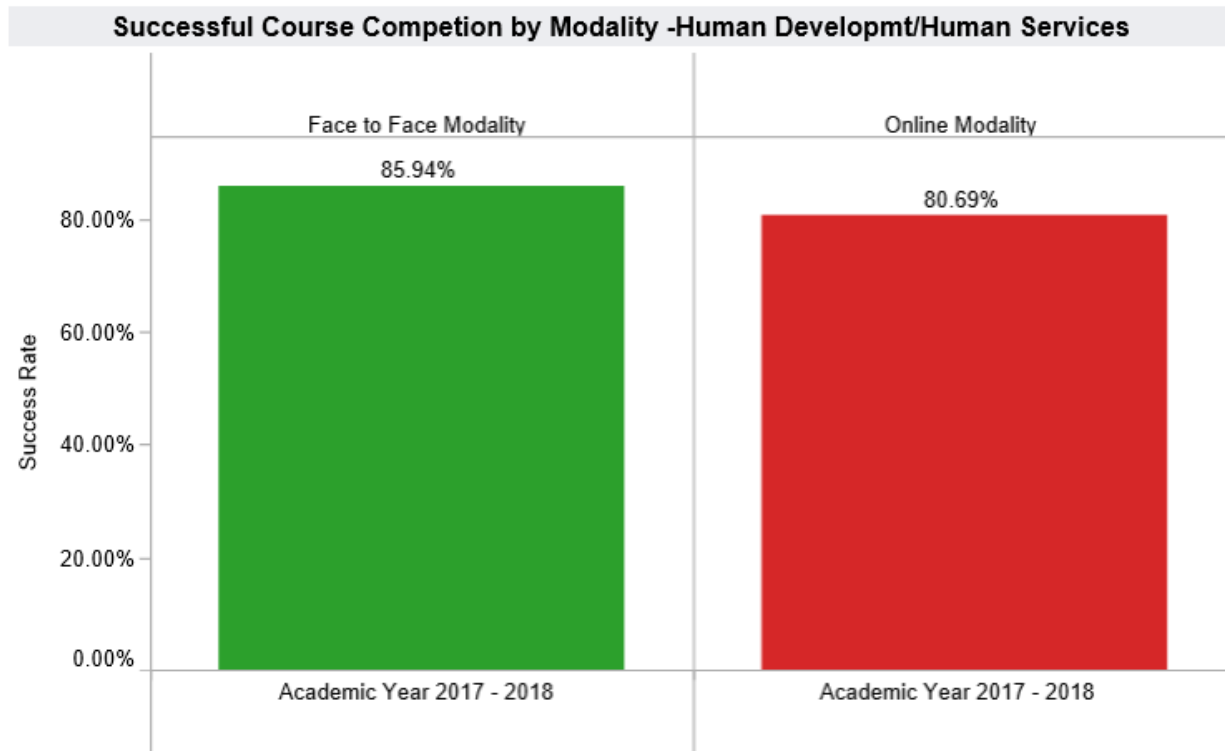


HDHS FTES for Spring 2019 are very high at 17.80; this is important to note because it reflects the restructuring that has been done. For academic year 2017-2018 overall college FTES were 12.88; HDHS was .46 higher at 13.34.

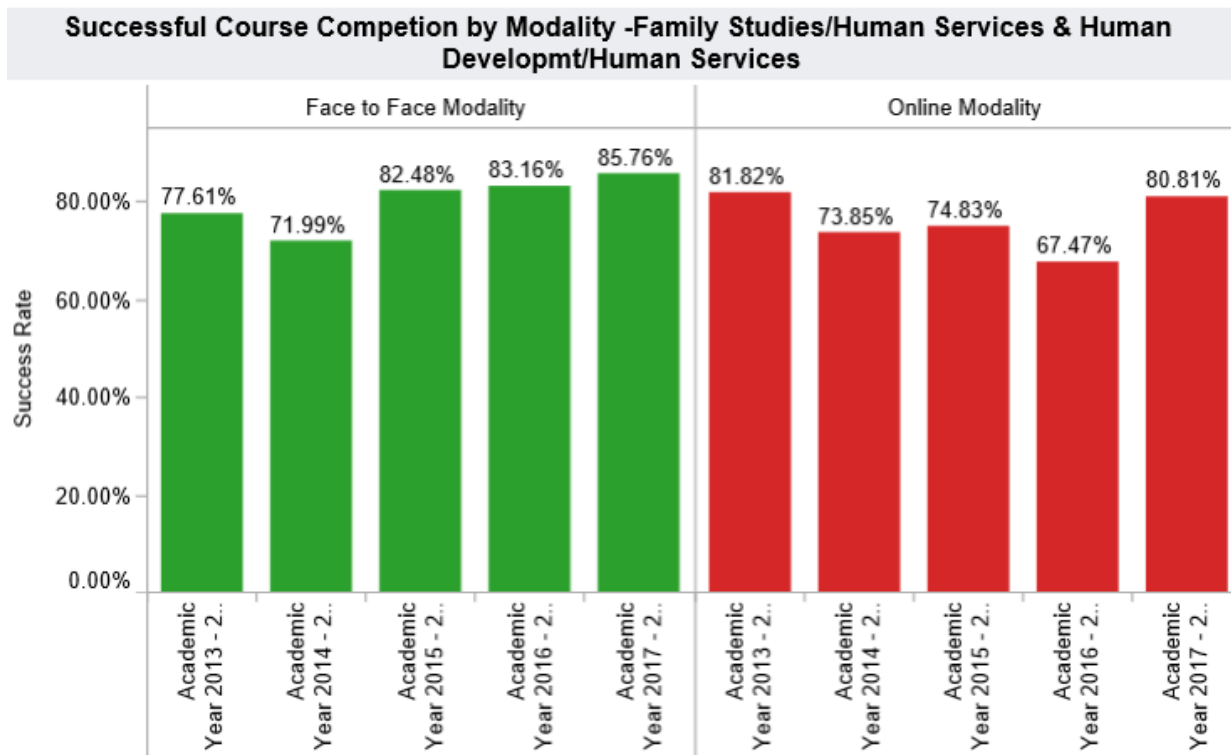
2019 INSTRUCTIONAL ANNUAL PROGRAM PLANNING WORKSHEET

Student Success

[Student Success—Course Modality \(Insert Data Chart\)](#)



2019 INSTRUCTIONAL ANNUAL PROGRAM PLANNING WORKSHEET



HDHS student success rate is higher than the overall college student success rate for academic year 2017-2018. HDHS is 9.38% higher than the overall college rate in the face to face modality, 85.94% compared to 76.88%. HDHS is 9.32% higher than the overall college rate for the online modality, 80.69% compared to 71.37%.

Degrees and Certificates Awarded

[Degrees and Certificates Awarded \(Insert Data Chart\)](#)

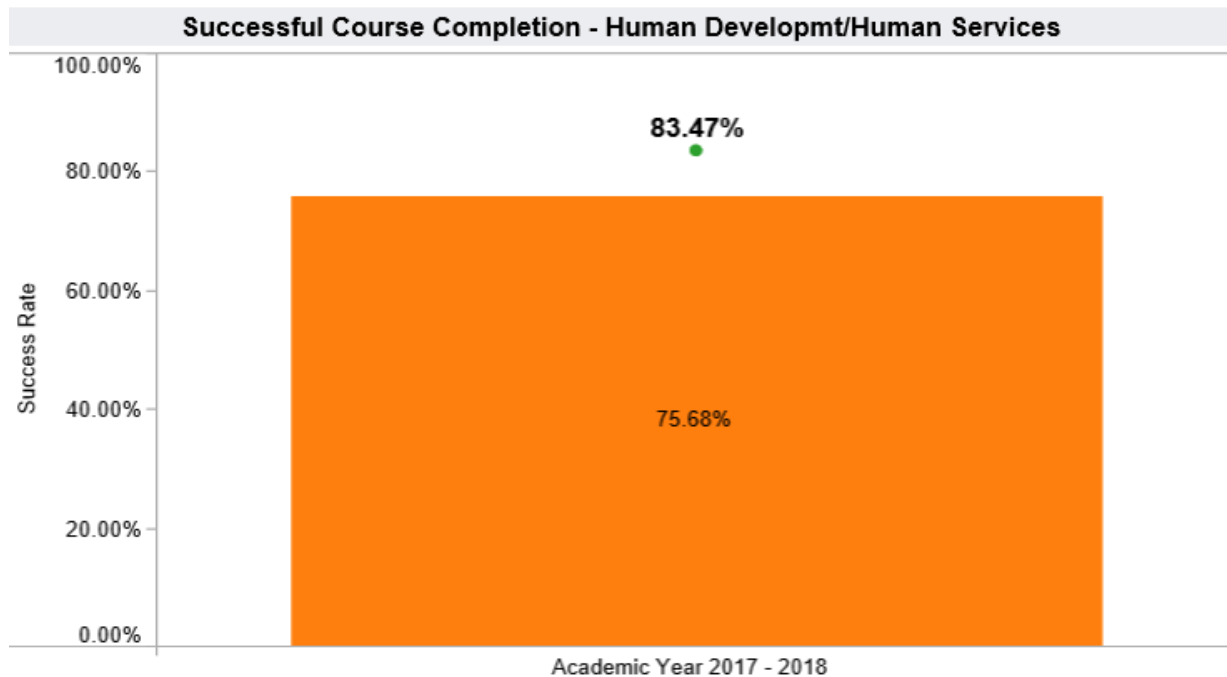
Program Awards Table						
Award Type	Award	2013-2014	2014-2015	2015-2016	2016 - 2017	2017 - 2018
Associate in Arts	Family Studies/Hum Svcs (AA)	7	4	5	8	7
	Total	7	4	5	8	7
Grand Total		7	4	5	8	7

HDHS previously had only one degree available; it showed a slight decline at 7 in academic year 2017-2018 compared to 8 in 2016-2017. There are now many more degrees and certificates available, which will be reflected in the APPW next year.

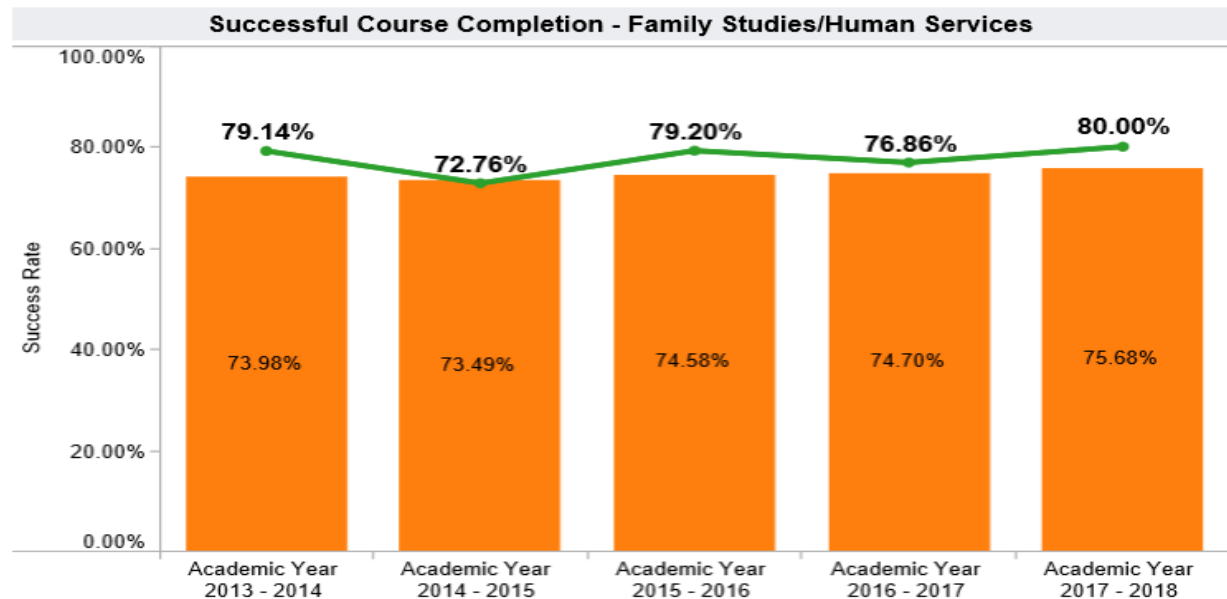
2019 INSTRUCTIONAL ANNUAL PROGRAM PLANNING WORKSHEET

General Student Success – Course Completion

[General Student Success – Course Completion \(Insert Aggregated Data Chart\)](#)



HDHS+HH

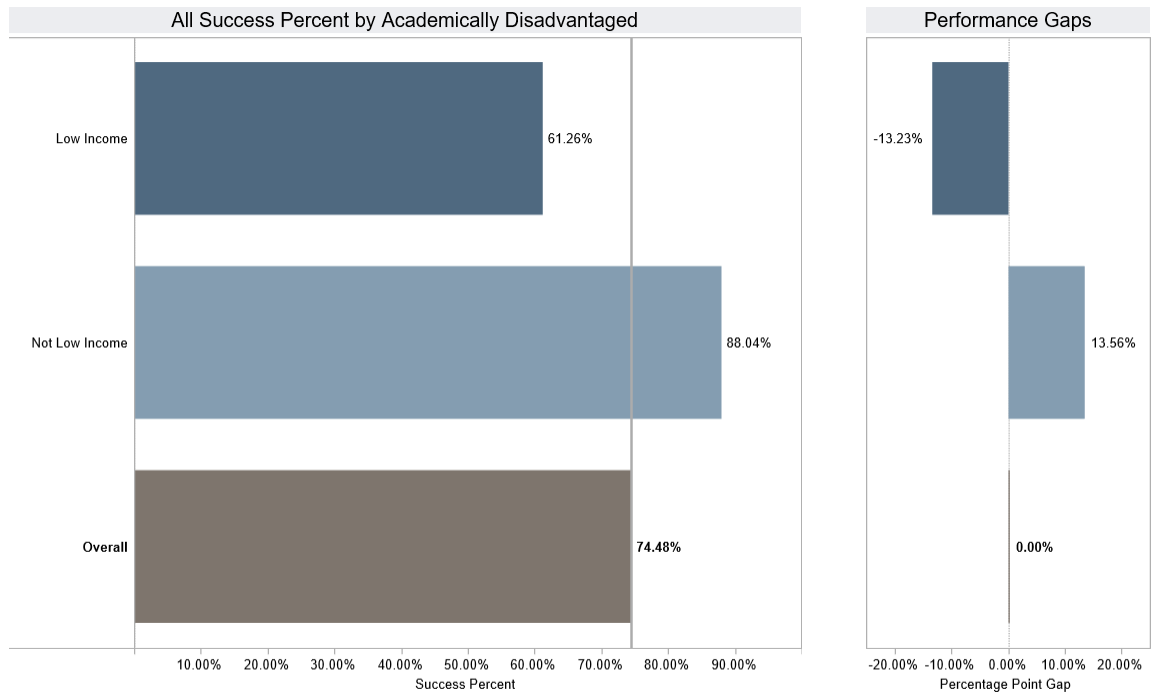
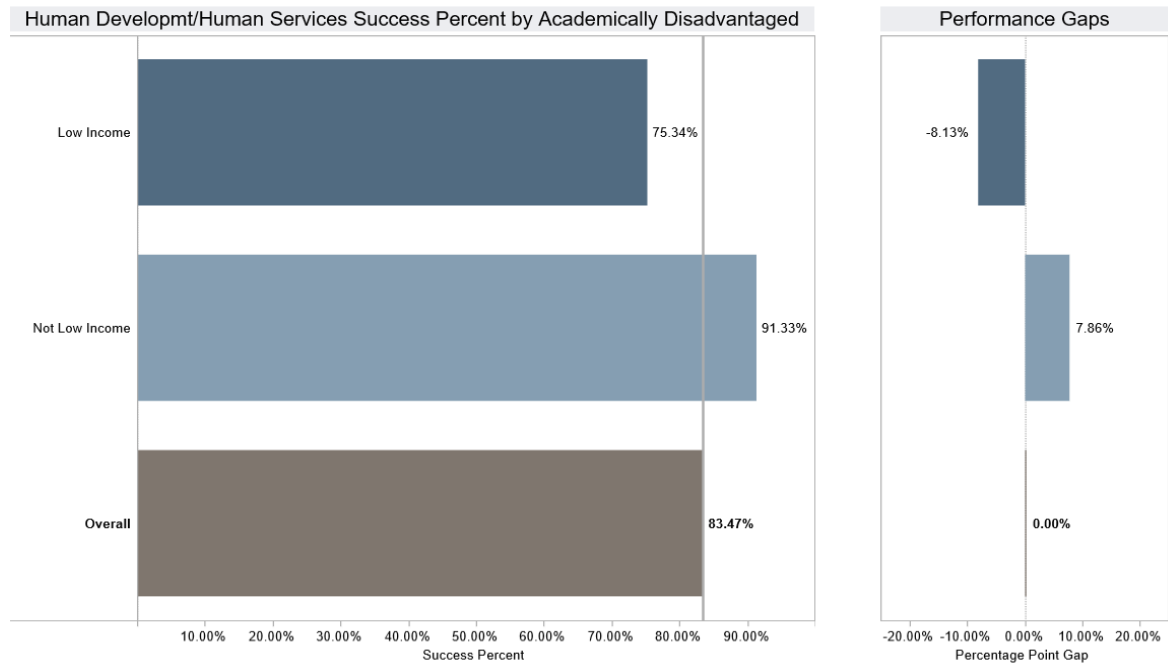


HDHS successful course completion is 7.79% higher than the overall college rate, at 83.47% compared to 75.68%.

2019 INSTRUCTIONAL ANNUAL PROGRAM PLANNING WORKSHEET

Disaggregated Student Success

Disaggregated Student Success



HDHS success rate for academically disadvantaged students is higher than the overall college rate. HDHS has a success rate of 75.34% for low income students, the college rate is 13.23% lower. HDHS success rate for students in this category that are not low income is 91.33%, the overall college rate is 13.56% lower. The overall success rate is 83.47% for HDHS; the overall college lever is 7.86% lower.

2019 INSTRUCTIONAL ANNUAL PROGRAM PLANNING WORKSHEET

PROGRAM OUTCOMES ASSESSMENT CHECKLIST AND NARRATIVE

CHECKLIST:

- ☒ SLO assessment cycle calendar is up to date.
- ☒ All courses scheduled for assessment have been assessed in eLumen.
- ☐ Program Sustainability Plan progress report completed (if applicable).

NARRATIVE:

None

2019 INSTRUCTIONAL ANNUAL PROGRAM PLANNING WORKSHEET

PROGRAM PLANNING / FORECASTING FOR THE NEXT ACADEMIC YEAR

Forecasted plans have been covered in the documentation above. HDHS is hiring this Spring 19 because there is a need for faculty to teach at the California Men's Colony and in the online modality.

2019 INSTRUCTIONAL ANNUAL PROGRAM PLANNING WORKSHEET

PROGRAM SUSTAINABILITY PLAN PROGRESS REPORT

This section only needs to be completed if a program has an existing Program Sustainability Plan. Indicate whether objectives established in your Program Sustainability Plan have been addressed or not, and if improvement targets have been met.

Area of Decline or Challenge	Identified Objective (Paste from PSP)	Planning Steps (Check all that apply)	Has the Improvement Target Been Met?
Enrollment		<input type="checkbox"/> Identified <input type="checkbox"/> Resources Allocated <input type="checkbox"/> Implemented	Select one
Student Demand (Fill Rate)		<input type="checkbox"/> Identified <input type="checkbox"/> Resources Allocated <input type="checkbox"/> Implemented	Select one
Efficiency (FTES/FTEF)		<input type="checkbox"/> Identified <input type="checkbox"/> Resources Allocated <input type="checkbox"/> Implemented	Select one
Student Success – Course Completion		<input type="checkbox"/> Identified <input type="checkbox"/> Resources Allocated <input type="checkbox"/> Implemented	Select one
Student Success—Course Modality		<input type="checkbox"/> Identified <input type="checkbox"/> Resources Allocated <input type="checkbox"/> Implemented	Select one
Degrees and Certificates Awarded		<input type="checkbox"/> Identified <input type="checkbox"/> Resources Allocated <input type="checkbox"/> Implemented	Select one

If Program Sustainability Plan is still necessary, provide a brief description of how you plan to continue your PSP and update your PSP to remove any objectives that have been addressed and include any new objectives that are needed.