

2025 INSTRUCTIONAL ANNUAL PROGRAM PLANNING WORKSHEET

CURRENT YEAR: 2024-2025

PROGRAM(S): HISTORY

CLUSTER: HUMANITIES

AREA OF STUDY: SOCIAL SCIENCES

LAST YEAR CPPR COMPLETED: 2022 NEXT SCHEDULED CPPR: 2027 CURRENT DATE: 2/22/2025

The Annual Program Planning Worksheet (APPW) is the process for:

- reviewing, analyzing and assessing programs on an annual basis
- documenting relevant program changes, trends, and plans for the upcoming year
- identifying program needs, if any, that will become part of the program's **Resource Plan**, which can be downloaded from the [IPPR Program Review Documents Folder](#). Please review the [Resource Allocation Rubric](#) when preparing the resource plan.
- highlighting specific program accomplishments and updates since last year's APPW
- tracking progress on a Program Sustainability Plan if established previously

Note: Degrees and/or certificates for the *same* program *may be consolidated* into one APPW.

This APPW encompasses the following programs of study (degrees and/or certificates):

History AA and History ADT

GENERAL PROGRAM UPDATE

Describe changes and improvements to the program, such as changes to the mission, purpose, or direction. In particular, indicate any changes that have been made to address equity gaps.

The Cuesta College History Department is proud to continue its mission of providing the highest-quality history classes to our amazing student population. We offer a wide variety of course subjects across a range of modalities and campuses. We were very happy to add a new full-time, tenure-track faculty member to the Department in Spring of 2024. Dr. Billy Keniston is a wonderful addition to the History Department and we are excited about his current and future contributions to Cuesta College. In addition to teaching the core classes of History 207A, 207B, 203A, and 203B, Dr. Keniston will be bringing two new classes to the California Men's Colony; History 233 (History of African Americans) and History 212 (History of Mexican Americans). These courses will expand the variety of history classes currently offered at CMC. Dr. Keniston is also excited to bring back the History of African Civilizations course, which has not been offered for at least fifteen years. The History Department also continues to add CCAP and Dual Enrollment courses each semester as per high school demand.

PROGRAM SUSTAINABILITY PLAN UPDATE

Was a Program Sustainability Plan established in your program's most recent Comprehensive Program Plan and Review?

Yes ☐ If yes, please complete the Program Sustainability Plan Progress Report below.
 No ☒ If no, you do not need to complete a Progress Report.

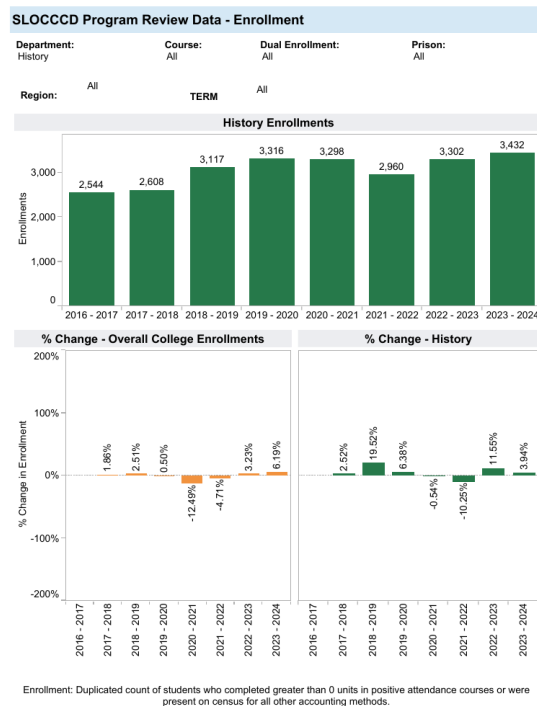
If you selected yes, please complete the Program Sustainability Plan Progress Report below after you complete the Data Analysis section. That data collection and analysis will help you to update, if necessary, your Program Sustainability Plan.

DATA ANALYSIS AND PROGRAM-SPECIFIC MEASUREMENTS

Your responses to the prompts for the data elements below should be for the entire program. If this APPW is for multiple degrees and/or certificates, then you MAY want to comment on each degree and/or certificate or discuss them holistically for the entire program being sure to highlight relevant trends for particular degrees and/or certificates if necessary. Responses in this document need only reference the most recent year's available data.

A. General Enrollment (Insert Aggregated Data Chart)

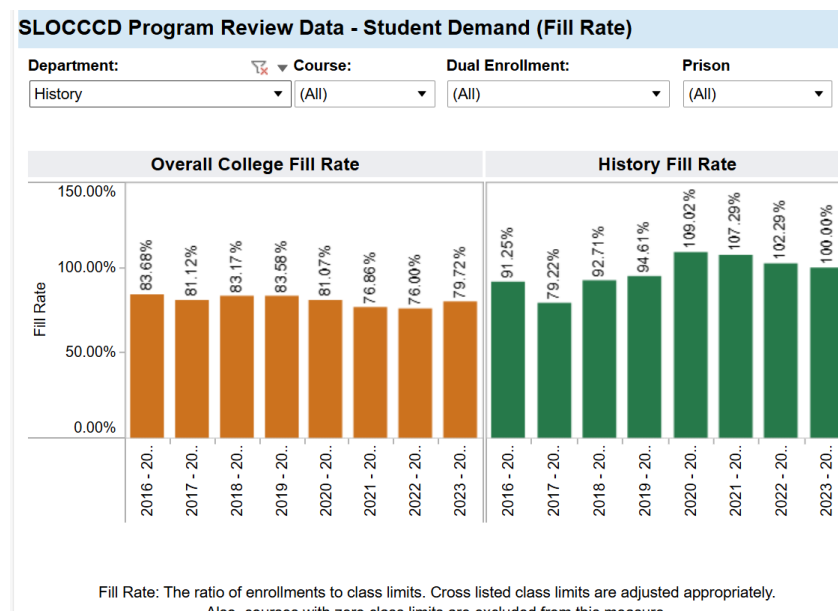
Insert the data chart and explain observed differences between the program and the college.



During the 2023-2024 academic year, History enrollment was up by 130 students (3.94%) over the previous year. This is on par with the College's enrollment increase (6.19%). This upwards trajectory is likely the result of continued rebounding from the Covid pandemic, increased offerings from the History Department (especially CCAP and CMC courses), as well as the continual variety of modalities offered.

B. **General Student Demand (Fill Rate) (Insert Aggregated Data Chart)**

Insert the data chart and explain observed differences between the program and the college.



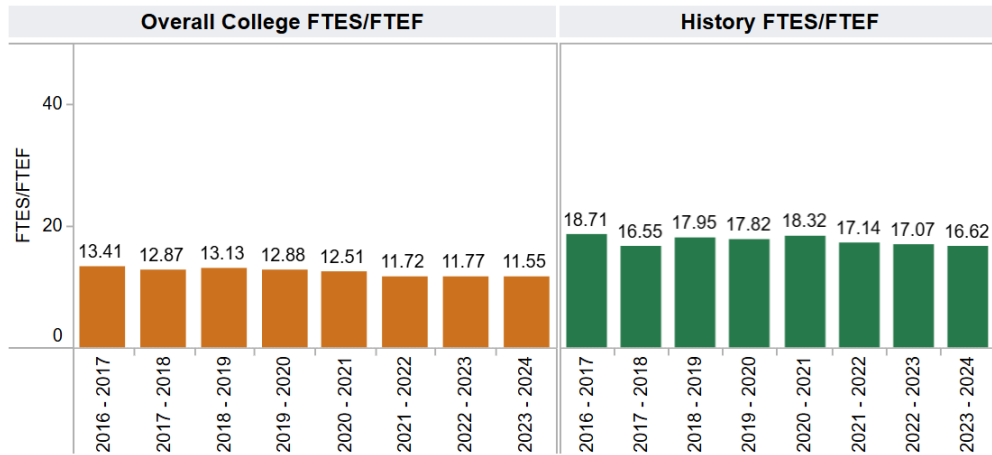
While History fill rates fell slightly from the previous year (100% vs. 102%), they are still considerably higher than the College's fill rate (100% vs. 80%). The highest fill rates for the Department are in History 207A (109%) and History 207B (126%), which is to be expected as these are GE courses. History 203B, History 204B, and History 237 all have fill rates above 70%, indicating that the number of sections offered for these classes is appropriate. History 233 currently has the lowest fill rate at 24%. There is not a clear explanation for this statistic. This course will be offered at the California Men's Colony in the next academic year, and it will be interesting to see how it performs there.

C. **General Efficiency (FTES/FTEF) (Insert Aggregated Data Chart)**

Insert the data chart and explain observed differences between the program and the college.

SLOCCCD Program Review Data - Efficiency (FTES/FTEF)

Department: History Course: (All) Dual Enrollment: (All) Prison: (All)

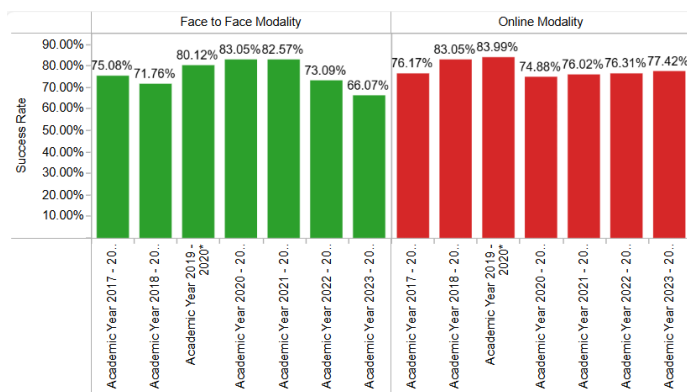


FTES/FTEF: The ratio of total FTES to Full-Time Equivalent Faculty
(SXD4 Total-Hours/17.5)/XE03 FACULTY-ASSIGNMENT-FTE)

The History Department continues to have higher efficiency numbers than the College as a whole. In the last three years History efficiency is between 16%-17%, while College efficiency is below 12%. The majority of History courses have efficiency numbers greater than 13%. The Department will continue to monitor courses with low efficiency and will work with the Division Chair to improve these statistics.

D. **Student Success—Course Completion by Modality (Insert Data Chart)**

Insert the data chart and explain observed differences between the program and the college.

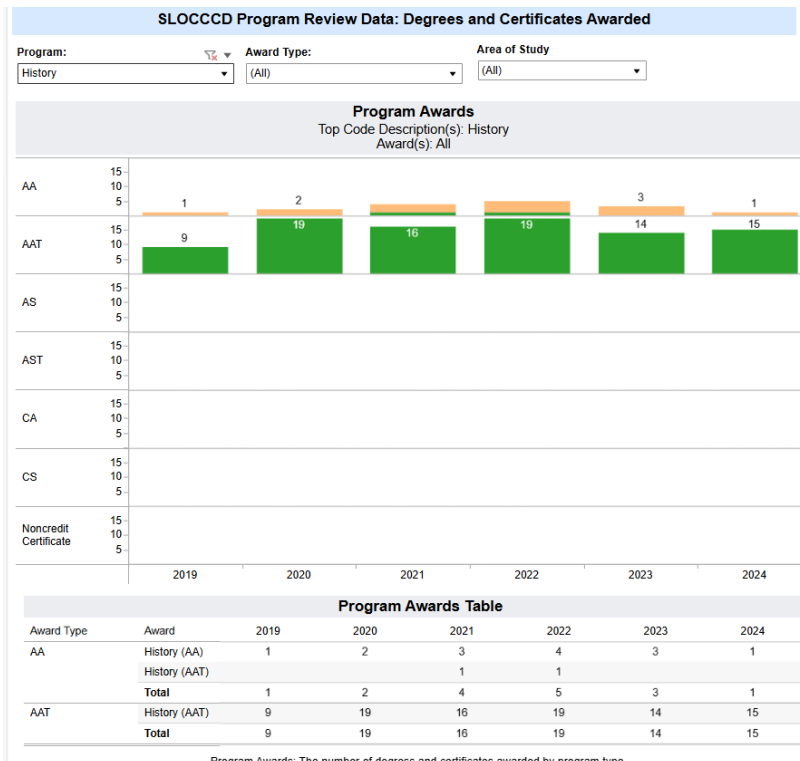


Successful Course Completion by Modality Table - History								
		Academic Year 2017 - 2018	Academic Year 2018 - 2019	Academic Year 2019 - 2020*	Academic Year 2020 - 2021	Academic Year 2021 - 2022	Academic Year 2022 - 2023	Academic Year 2023 - 2024
Face to Face Modality	Department S...	75.08%	71.76%	80.12%	83.05%	82.57%	73.09%	66.07%
	Total Depart...	1,986	1,892	2,029	424	612	872	844
Online Modality	Department S...	76.17%	83.05%	83.99%	74.88%	76.02%	76.31%	77.42%
	Total Depart...	621	1,227	1,291	2,876	2,308	2,429	2,589

The History Department is happy to report that successful course completion is occurring in both Face-to-Face and online modalities. Both modalities have 66% or higher course completion, with 11% difference between the lowest F2F percentage and the lowest online percentage. It appears that completion is slightly dropping in F2F courses, while online courses have a slight upward trend. This high rate of course completion tells us that the History Department continues to offer high-quality courses in modalities that students find desirable and accessible.

E. Degrees and Certificates Awarded (Insert Data Chart)

Insert the data chart and explain observed differences between the program and the college.



Here are the number of students who earned the AAT degree in History since 2021. 2021:16; 2022:19; 2023:14; 2024:15. These numbers are significantly higher than prior to 2020 when the norm was more like 11 History AAT degrees awarded per year. That same pattern generally holds for the College overall with significantly more degrees awarded after 2020 than before 2020.

F. **General Student Success – Course Completion (Insert Aggregated Data Chart)**

Insert the data chart and explain observed differences between the program and the college.

SLOCCCD Program Review Data: Successful Course Completion

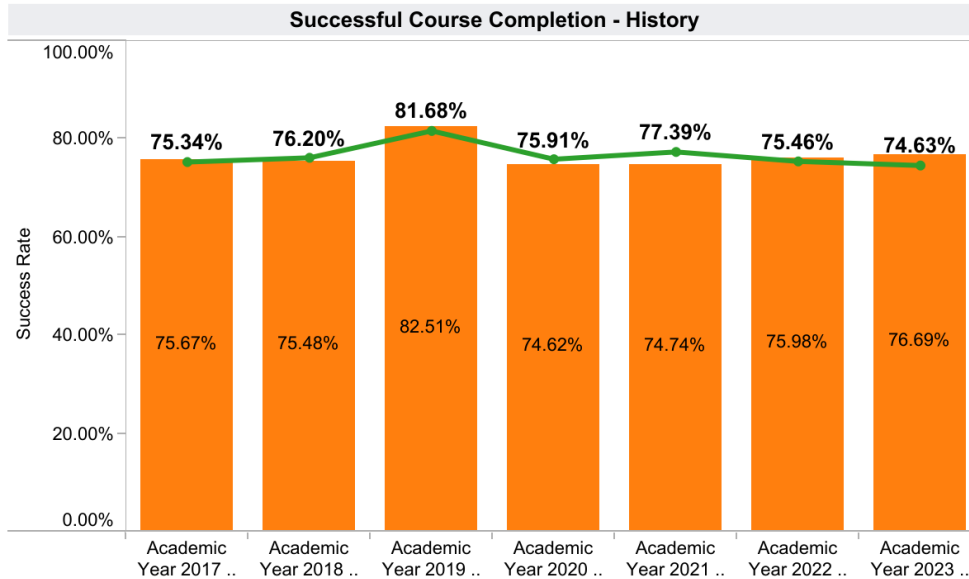
Select Department:
History

TERM
All

Measure Names

- Department Success Rate
- Overall College Success Rate

COURSE
All



History Success Rate Table							
	Academic Year 2017 - 2018	Academic Year 2018 - 2019	Academic Year 2019 - 2020*	Academic Year 2020 - 2021	Academic Year 2021 - 2022	Academic Year 2022 - 2023	Academic Year 2023 - 2024
Department Success..	75.34%	76.20%	81.68%	75.91%	77.39%	75.46%	74.63%
Total Enrollments	2,607	3,119	3,320	3,300	2,920	3,301	3,433

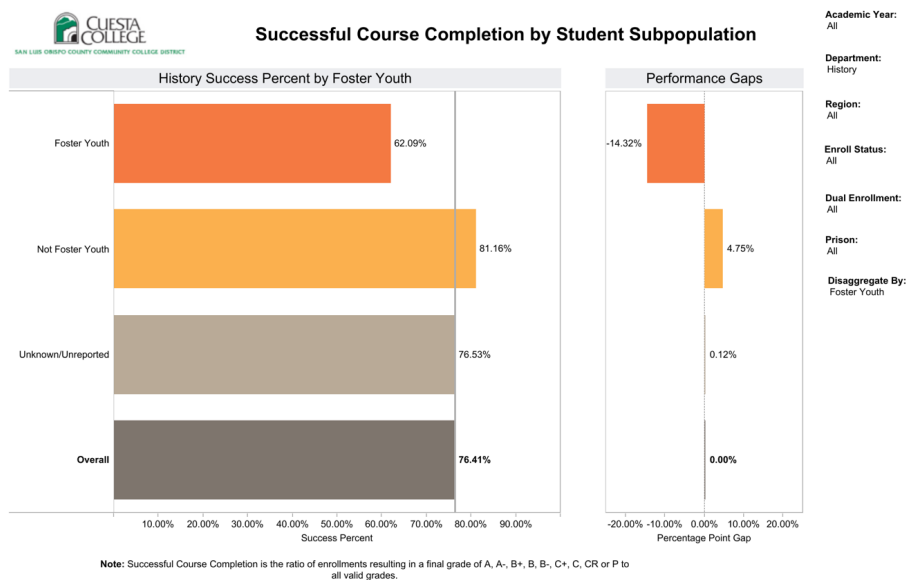
Success: The Percentage of student enrollments resulting in a final grade of "C" or better

The successful course completion rate for History has hovered around 75-77% since 2017-18. The exception is 2019-202 when the rate rose to over 81%. The successful course completion rate for the College overall has hovered around 74-75% since 2017-18. The exception is 2019-2020 when the rate rose to over 82%. So the successful course completion rate for the History AAT and the College overall are remarkably similar.

- G. Review the **Disaggregated Student Success** charts; include any charts that you will reference. Describe any departmental or pedagogical outcomes that have occurred as a result of programmatic discussion regarding the data presented.

The following are some questions you might want to consider:

- What specific groups are experiencing inequities? What patterns do you notice in the data? How have the equity gaps changed since the previous academic year?
- What professional opportunities are your program faculty participating in to address closing equity gaps?
- What strategies, policies and/or practices in your program have you implemented or what could be improved to better support students who experience equity gaps?



The biggest performance gaps in the History Department occurred in the “Academically Disadvantaged” and “Foster Youth” student subcategories, with gaps of -17.83% and -14.32% respectively. These gaps remain relatively consistent, year to year. History Department will discuss ways to lower these gaps and encourage the College to continue programs that support the mental and physical health of our students. Such programs include: the Food Pantry, the Tutoring Center, Academic Success Coaches, the Basic Needs Center, and the Cuesta Health Center.

OTHER RELEVANT PROGRAM DATA (OPTIONAL)

Provide and comment on any other data that is relevant to your program such as state or national certification/licensure exam results, employment data, etc. If necessary, describe origin and/or data collection methods used.

PROGRAM OUTCOMES ASSESSMENT CHECKLIST AND NARRATIVE

CHECKLIST

- ☒ SLO assessment cycle calendar is up to date.
- ☐ All courses scheduled for assessment have been assessed in eLumen. **In progress**
- ☐ Program Sustainability Plan progress report completed (if applicable).

NARRATIVE

PROGRAM PLANNING / FORECASTING FOR THE NEXT ACADEMIC YEAR

Briefly describe any program plans for the upcoming academic year. These may include but are not limited to the following: *(Note: you do not need to respond to each of the items below). If there are no forecasted plans for the program, for the upcoming year, indicate: NONE.*

New or modified plans for achieving program-learning outcomes and addressing equity gaps

- A. The History Department continues to meet program-learning outcomes and, therefore, will not adopt new plans to achieve these. That said, Instructional staff continue to adapt to the demands of and changes within the College. Importantly—and excitingly—the History Department welcomed the new, tenure-track professor Dr. Billy Keniston. In addition to regular face-to-face and DE courses at the SLO campus, Dr. Keniston is continuing the History Department's presence at the California Men's Colony. In addition, Profs. Lisa De Fraga and Zachary McKiernan are serving on the Division Tenure Committee. Therefore, the full-time faculty, specifically, meet regularly, whether in the capacity of tenure meetings and mentorship or scheduling and curriculum.**
- B. Similar to the previous year, the History Department continues to offer a wide variety of course subjects across a range of modalities and campuses in San Luis Obispo—to include face-to-face, Distant Education, Concurrent and Dual Enrollment, and Innovation. In addition, Dr. Keniston is expanding the History Department's course offerings at CMC to include the History of Mexican Americans and the History of African Americans. Also, the History Department is meeting the request of Arroyo Grande High School to establish two, new CCAP courses. Finally, Prof. McKiernan conducted a HIST 247 Directed Study course in Fall 2024 and is again in Spring 2025.**
- C. The History Department continues to experience a healthy enrollment of students, both majors and non-majors. Within this, history faculty work with students daily, inside and outside of class. To the latter, faculty help students navigate college applications, support employment ambitions, and otherwise mentor students as they make educational and career choices. History faculty also participate in campus events such as Educate and Career Day.**

- D. History Faculty have benefited technology updates in the classrooms and are preparing for office updates during Summer 2025.**
- E. The History Department is benefiting from the new tenure-track hire.**

PROGRAM SUSTAINABILITY PLAN PROGRESS REPORT

This section only needs to be completed if a program has an existing Program Sustainability Plan. Indicate whether objectives established in your Program Sustainability Plan have been addressed or not, and if improvement targets have been met.

Area of Decline or Challenge	Identified Objective (Paste from PSP)	Planning Steps (Check all that apply)	Has the Improvement Target Been Met?
Enrollment		<input type="checkbox"/> Identified <input type="checkbox"/> Resources Allocated <input type="checkbox"/> Implemented	Select one
Student Demand (Fill Rate)		<input type="checkbox"/> Identified <input type="checkbox"/> Resources Allocated <input type="checkbox"/> Implemented	Select one
Efficiency (FTES/FTEF)		<input type="checkbox"/> Identified <input type="checkbox"/> Resources Allocated <input type="checkbox"/> Implemented	Select one
Student Success – Course Completion		<input type="checkbox"/> Identified <input type="checkbox"/> Resources Allocated <input type="checkbox"/> Implemented	Select one
Student Success — Course Modality		<input type="checkbox"/> Identified <input type="checkbox"/> Resources Allocated <input type="checkbox"/> Implemented	Select one
Degrees and Certificates Awarded		<input type="checkbox"/> Identified <input type="checkbox"/> Resources Allocated <input type="checkbox"/> Implemented	Select one

If Program Sustainability Plan is still necessary, provide a brief description of how you plan to continue your PSP and update your PSP to remove any objectives that have been addressed and include any new objectives that are needed.