

2018 INSTRUCTIONAL ANNUAL PROGRAM PLANNING WORKSHEET

CURRENT YEAR: 2017-2018

PROGRAM: JAZZ STUDIES

CLUSTER: HUMANITIES

LAST YEAR CPPR COMPLETED: 2016

NEXT SCHEDULED CPPR: 2020

CURRENT DATE: 3/13/2018

The Annual Program Planning Worksheet (APPW) is the process for:

- reviewing, analyzing and assessing programs on an annual basis
- documenting relevant program changes, trends, and plans for the upcoming year
- identifying program needs, if any, that will become part of the program's resource plan
- highlighting specific program accomplishments and updates since last year's APPW
- tracking progress on a Program Sustainability Plan if established previously.

Note: Degrees and/or certificates for the same program may be consolidated into one APPW.

This APPW encompasses the following degrees and/or certificates:

Jazz Studies AA

GENERAL PROGRAM UPDATE

Describe significant changes, if any, to program mission, purpose or direction. *If there are not any, indicate: NONE.*

The biggest change is the reinstating of the full Recording Arts Certificate. There is a symbiotic relationship between our two programs as many students come to work in both areas and the recording students record the jazz students. We are still waiting on the Chancellor's approval of 700 level classes which will also improve enrollment.

PROGRAM SUSTAINABILITY PLAN UPDATE

Was a Program Sustainability Plan established in your program's most recent Comprehensive Program Plan and Review?

Yes ☐ If yes, please complete the Program Sustainability Plan Progress Report below.

No ☒ If no, you do not need to complete a Progress Report.

If you selected yes, please complete the Program Sustainability Plan Progress Report below after you complete the Data Analysis section. That data collection and analysis will help you to update, if necessary, your Program Sustainability Plan.

DATA ANALYSIS AND PROGRAM-SPECIFIC MEASUREMENTS

Your responses to the prompts for the data elements below should be for the entire program. If this APPW is for multiple degrees and/or certificates then you MAY want to comment on each degree and/or certificate, or discuss them holistically for the entire program being sure to highlight relevant trends for particular degrees and/or certificates, if necessary. Responses in this document need only reference the most recent year's available data.

2018 INSTRUCTIONAL ANNUAL PROGRAM PLANNING WORKSHEET

General Enrollment (Insert Aggregated Data Chart)

Insert the data chart and explain observed differences between the program and the college.

Jazz Studies is growing faster than the college every semester. The difficult decisions we have made to become more efficient without cutting the program are producing increased enrollment.

Jazz Studies is a sub set of Music and the following courses were removed when producing the following data charts because they don't directly relate to the Jazz Studies Program: 193E, 220, 222, 225, 228, 229, 234, 235, 240, 241, 242, 243, 259, 270, '193D,245', '220,222', '229,262', '257,259', '262,265,266', '262,266', '270,271'

2018 INSTRUCTIONAL ANNUAL PROGRAM PLANNING WORKSHEET

SLOCCCD Program Review Data - Enrollment

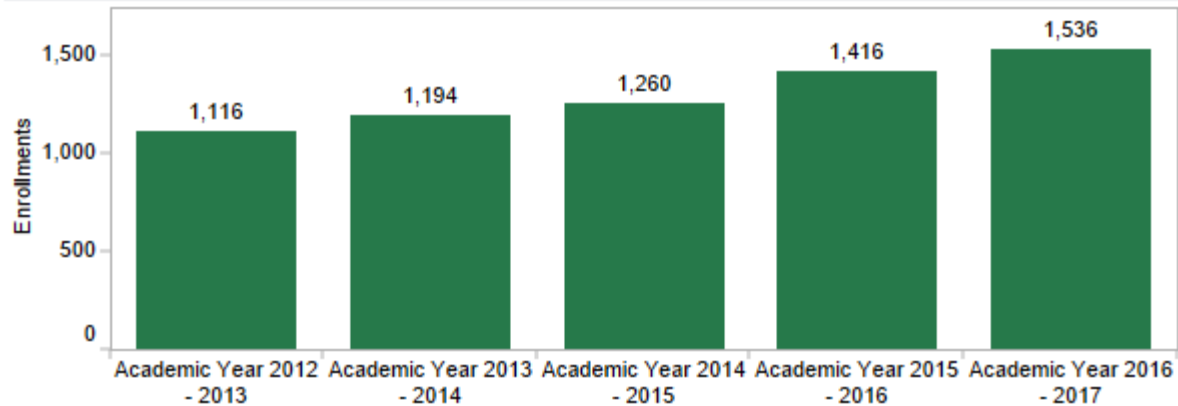
Department:
Music

Course:
Multiple values

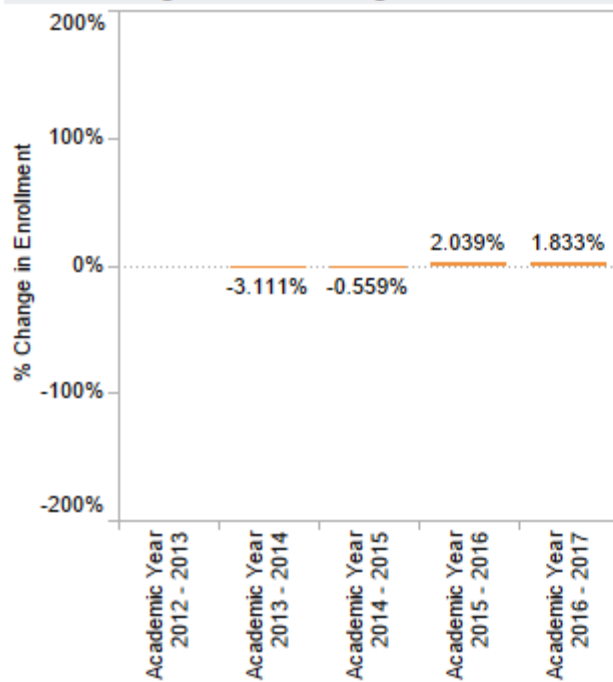
Dual Enrollment:
All

Prison:
All

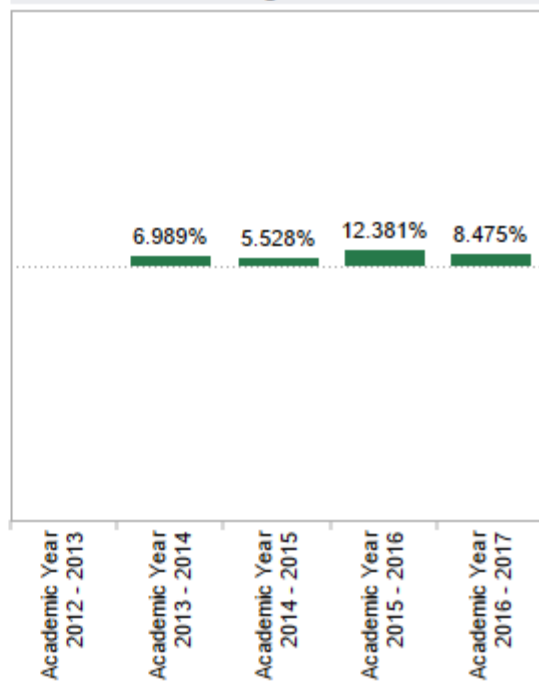
Music Enrollments



% Change - Overall College Enrollments



% Change - Music



Enrollment: Duplicated count of students who completed greater than 0 units in positive attendance courses or were present on census for all other accounting methods.

[General Student Demand \(Fill Rate\) \(Insert Aggregated Data Chart\)](#)

Insert the data chart and explain observed differences between the program and the college.

2018 INSTRUCTIONAL ANNUAL PROGRAM PLANNING WORKSHEET

Fill rates and slightly above the college average.

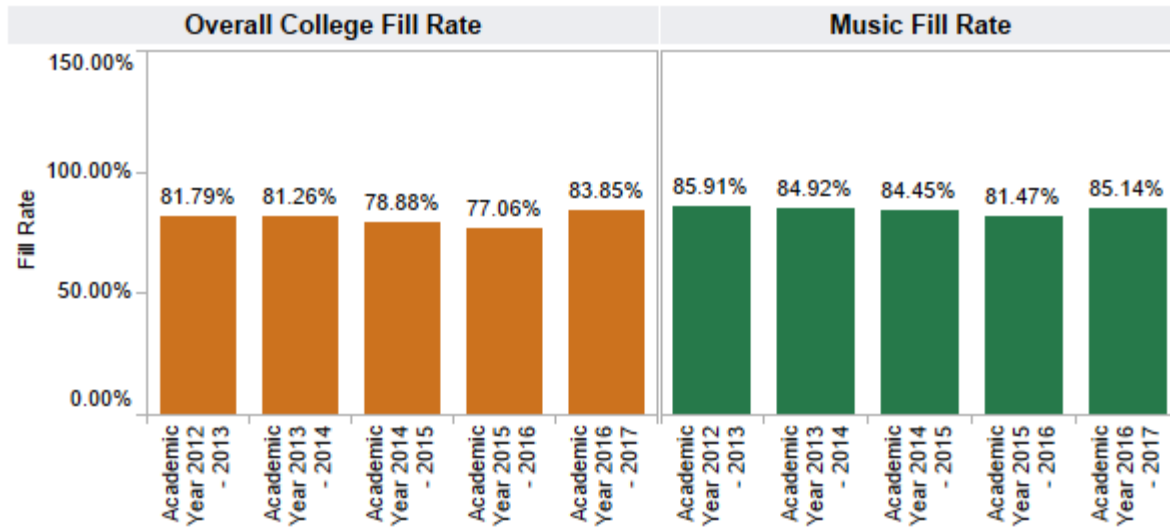
SLOCCCD Program Review Data - Student Demand (Fill Rate)

Department:
Music

Course:
Multiple values

Dual Enrollment:
All

Prison
All



Fill Rate: The ratio of enrollments to class limits. Cross listed class limits are adjusted appropriately.
Also, courses with zero class limits are excluded from this measure.

[General Efficiency \(FTES/FTEF\) \(Insert Aggregated Data Chart\)](#)

2018 INSTRUCTIONAL ANNUAL PROGRAM PLANNING WORKSHEET

Insert the data chart and explain observed differences between the program and the college.

This is the area the is probably the most controversial for the Jazz Studies program. While having a Jazz Studies program at a medium size college is an asset and brings students and good public will to the college, it is very difficult for it to run at the same measure of efficiency as larger programs. This would be true at all virtually all colleges until they reach the size of a medium-large college where efficiency of scale can level it out with other departments.

Currently Jazz Studies is siting at about 80% of the college average efficiency, which is not bad considering the size of the department and what it brings to the college.

The other issue related to this is that it is probable that the efficiency for MUS 212 is being miscalculated which would throw off the data for Jazz Studies too.

2018 INSTRUCTIONAL ANNUAL PROGRAM PLANNING WORKSHEET

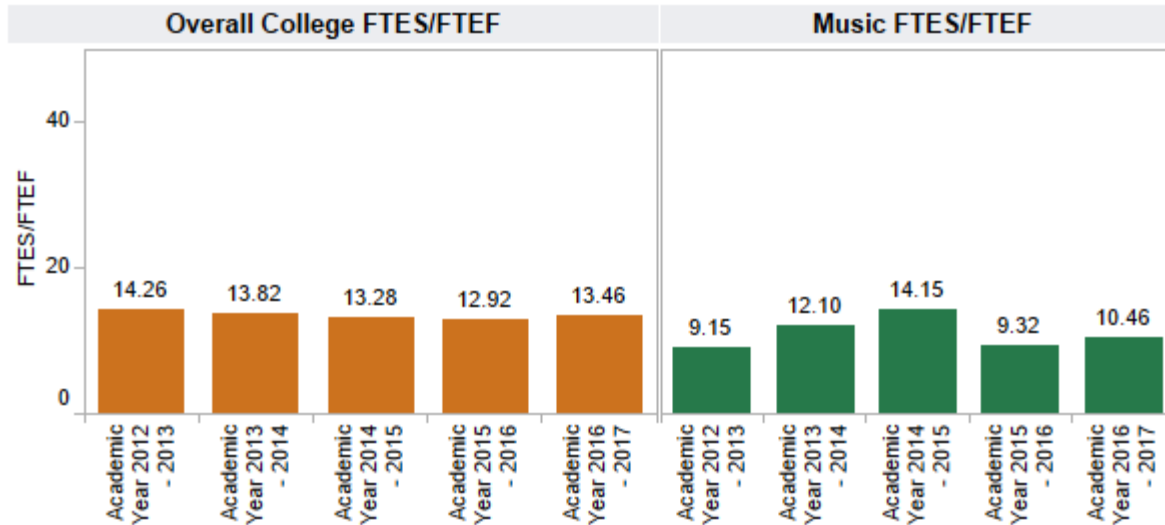
SLOCCCD Program Review Data - Efficiency (FTES/FTEF)

Department:
Music

Course:
Multiple values

Dual Enrollment:
All

Prison:
All



FTES/FTEF: The ratio of total FTES to Full-Time Equivalent Faculty
(SXD4 Total-Hours/17.5)/XE03 FACULTY-ASSIGNMENT-FTE)

[Student Success—Course Modality \(Insert Data Chart\)](#)

Insert the data chart and explain observed differences between the program and the college.

2018 INSTRUCTIONAL ANNUAL PROGRAM PLANNING WORKSHEET

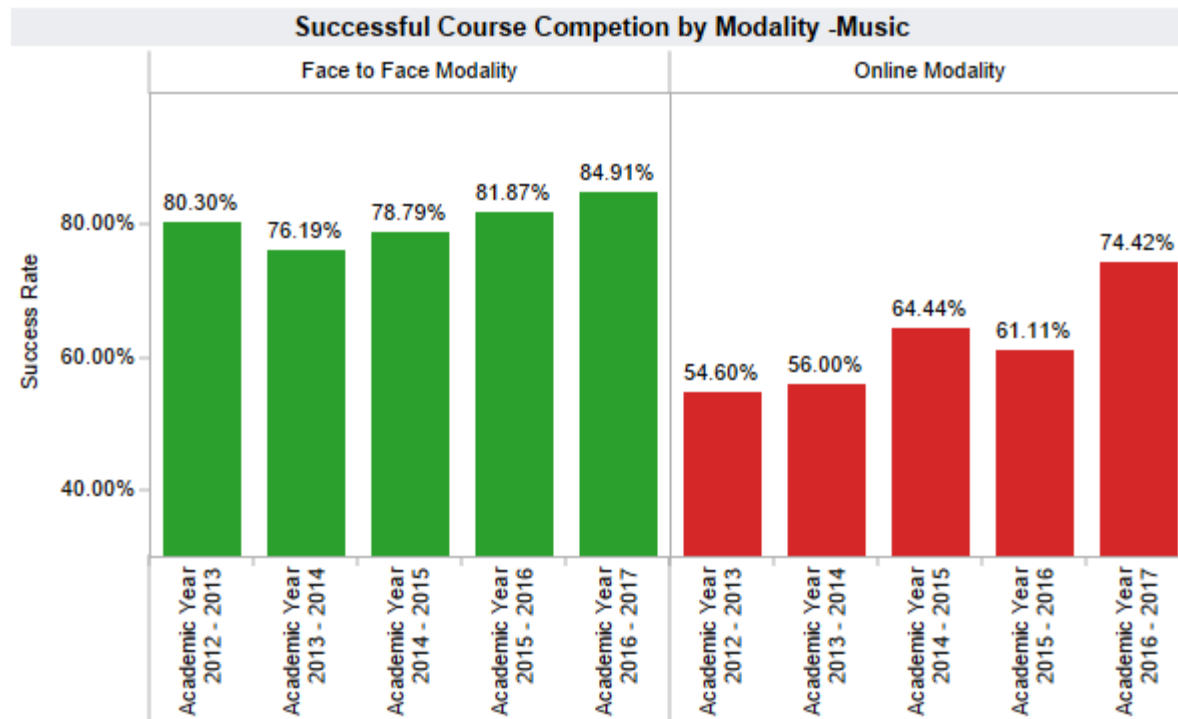
Student Success is higher than the college average for both Face to Face and Online Modality.

SLOCCCD Program Review Data: Successful Course Completion

Select Department:
Music

Course:
Multiple values

Legend:
■ Face to Face Modality
■ Online Modality



Successful Course Completion by Modality Table - Music						
		Academic Year 2012 - 2013	Academic Year 2013 - 2014	Academic Year 2014 - 2015	Academic Year 2015 - 2016	Academic Year 2016 - 2017
Face to Face Modality	Department Success Rate	82.48%	78.39%	80.50%	81.84%	83.04%
	Total Department Enrollments	1,821	1,616	1,605	1,619	1,487
Online Modality	Department Success Rate	49.33%	48.88%	59.04%	55.73%	72.88%
	Total Department Enrollments	225	268	271	314	483

[Degrees and Certificates Awarded \(Insert Data Chart\)](#)

2018 INSTRUCTIONAL ANNUAL PROGRAM PLANNING WORKSHEET

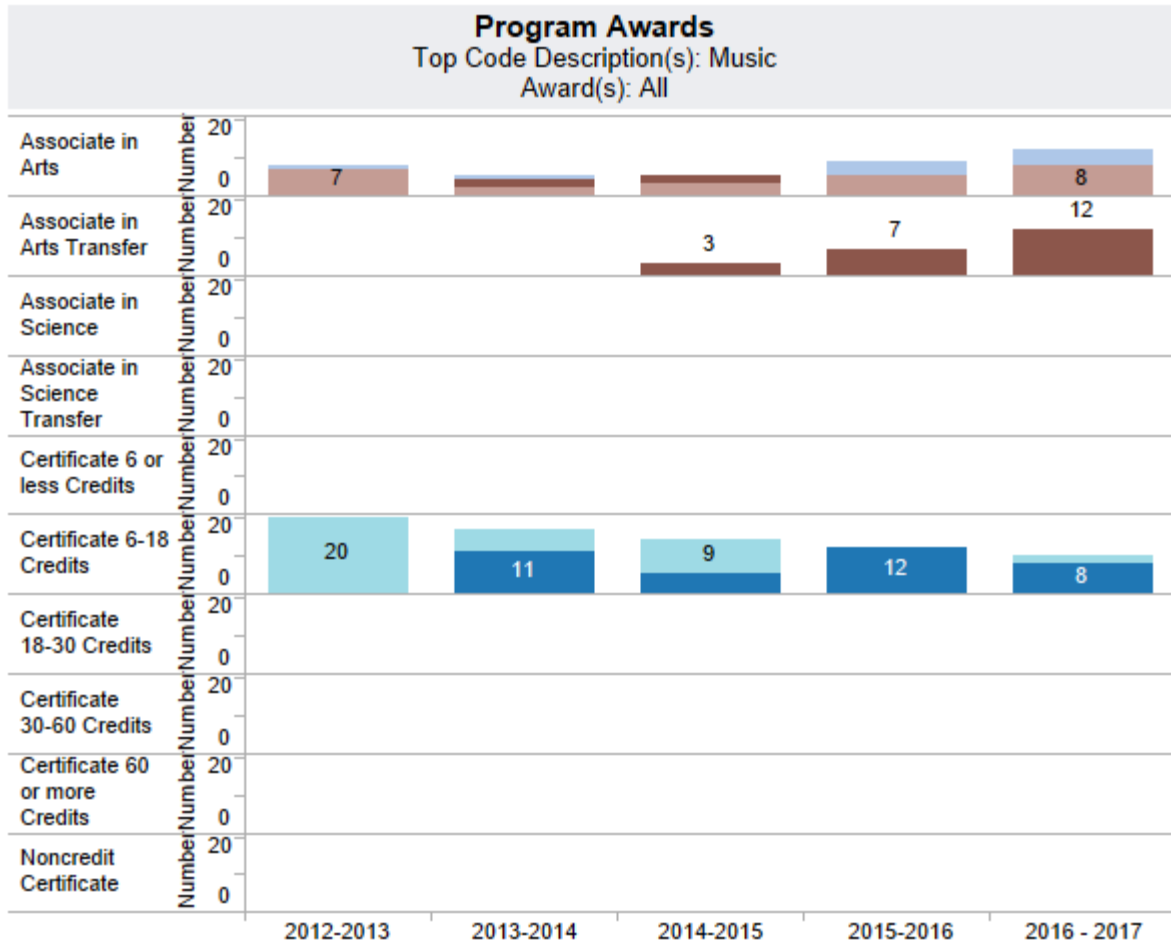
Insert the data chart and explain observed differences between the program and the college. The number of degrees and certificates is small, but growing. We are considering offering a certificate in Jazz Studies to encourage students to take the complete course of jazz classes even if they cannot complete the GE cycle.

2018 INSTRUCTIONAL ANNUAL PROGRAM PLANNING WORKSHEET

SLOCCCD Program Review Data: Degrees and Certificates Awarded

Program:
Music

Award Type:
All



Program Awards Table		2012-2013	2013-2014	2014-2015	2015-2016	2016 - 2017
Award T..	Award					
in Arts						
Transfer						
	Total			3	7	12
Certificate	Audio Technology (CS)	20	6	9		2
6-18						
Credits	Audio Technology I (CS)		11	5	12	8
	Total	20	17	14	12	10
Grand Total		28	22	22	28	34

Program Awards: The number of degrees and certificates awarded by program type

[General Student Success – Course Completion \(Insert Aggregated Data Chart\)](#)

2018 INSTRUCTIONAL ANNUAL PROGRAM PLANNING WORKSHEET

Review the [Disaggregated Student Success](#) charts; include any charts that you will reference. Describe any departmental or pedagogical outcomes that have occurred as a result of programmatic discussion regarding the data presented.

Jazz Studies Success is better than the college average and the gap is widening slightly. In a difficult area like music that is important to maintain.

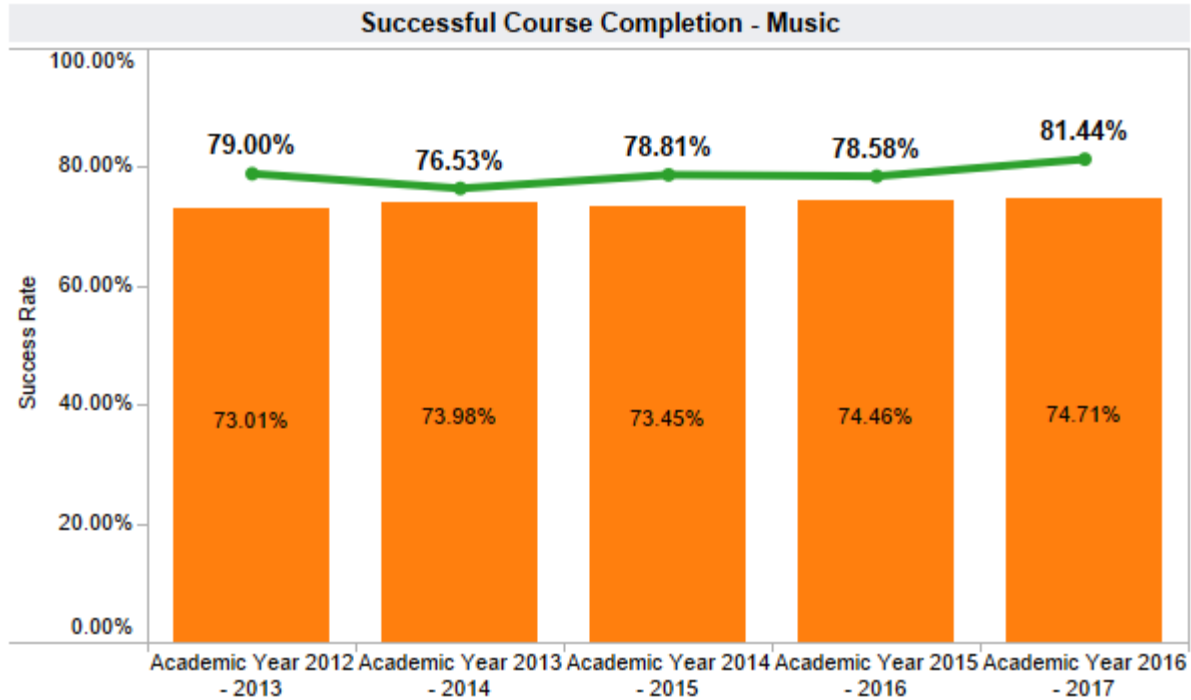
2018 INSTRUCTIONAL ANNUAL PROGRAM PLANNING WORKSHEET

SLOCCCD Program Review Data: Successful Course Completion

Select Department:
Music

COURSE
Multiple values

Legend:
■ Department Success Rate
■ Overall College Success Rate



Music Success Rate Table

	Academic Year 2012 - 2013	Academic Year 2013 - 2014	Academic Year 2014 - 2015	Academic Year 2015 - 2016	Academic Year 2016 - 2017
Department Success..	79.00%	76.53%	78.81%	78.58%	81.44%
Total Enrollments	1,195	1,296	1,397	1,466	1,595

Success: The Percentage of student enrollments resulting in a final grade of "C" or better

OTHER RELEVANT PROGRAM DATA (OPTIONAL)

2018 INSTRUCTIONAL ANNUAL PROGRAM PLANNING WORKSHEET

Provide and comment on any other data that is relevant to your program such as state or national certification/licensure exam results, employment data, etc. If necessary, describe origin and/or data collection methods used.

PROGRAM OUTCOMES ASSESSMENT CHECKLIST AND NARRATIVE

CHECKLIST:

- ☐ SLO assessment cycle calendar is up to date.
- ☐ All courses scheduled for assessment have been assessed in eLumen.
- ☐ Program Sustainability Plan progress report completed (if applicable).

NARRATIVE:

Briefly describe program changes, if any, which have been implemented in the previous year as a direct result of the Program or Student Services Learning Outcomes Assessment. *If no program changes have been made as results of Program or Student Services Learning Outcomes Assessment, indicate: NONE.*

As previously noted the biggest change is the reinstating of the Rec Arts certificate. This will help Jazz Studies with enrollment (because some students come to study both at Cuesta) and with the quality of education (because many student get the opportunity to record).

Another change that we are waiting on is the implementation of 700 level classes to allow for emeritus students. This should help with enrollment, efficiency and making our ensembles well rounded.

2018 INSTRUCTIONAL ANNUAL PROGRAM PLANNING WORKSHEET

PROGRAM PLANNING / FORECASTING FOR THE NEXT ACADEMIC YEAR

Briefly describe any program plans for the upcoming academic year. These may include, but are not limited to the following: *(Note: you do not need to respond to each of the items below). If there are no forecasted plans for the program, for the upcoming year, indicate: NONE.*

- A. New or modified plans for achieving program-learning outcomes.
- B. Anticipated changes in curriculum, scheduling or delivery modality
- C. Levels, delivery or types of services
- D. Facilities changes
- E. Staffing projections
- F. Other

B. Both the Jazz Studies and Music AA's need to be updated.

We are working on a Music technology class that will help to update our offerings.

We are considering offering a Jazz Studies Certificate.

We are considering a music business course.

2018 INSTRUCTIONAL ANNUAL PROGRAM PLANNING WORKSHEET

PROGRAM SUSTAINABILITY PLAN PROGRESS REPORT

This section only needs to be completed if a program has an existing Program Sustainability Plan. Indicate whether objectives established in your Program Sustainability Plan have been addressed or not, and if improvement targets have been met.

Area of Decline or Challenge	Identified Objective (Paste from PSP)	Planning Steps (Check all that apply)	Has the Improvement Target Been Met?
Enrollment		<input type="checkbox"/> Identified <input type="checkbox"/> Resources Allocated <input type="checkbox"/> Implemented	Select one
Student Demand (Fill Rate)		<input type="checkbox"/> Identified <input type="checkbox"/> Resources Allocated <input type="checkbox"/> Implemented	Select one
Efficiency (FTES/FTEF)		<input type="checkbox"/> Identified <input type="checkbox"/> Resources Allocated <input type="checkbox"/> Implemented	Select one
Student Success – Course Completion		<input type="checkbox"/> Identified <input type="checkbox"/> Resources Allocated <input type="checkbox"/> Implemented	Select one
Student Success— Course Modality		<input type="checkbox"/> Identified <input type="checkbox"/> Resources Allocated <input type="checkbox"/> Implemented	Select one
Degrees and Certificates Awarded		<input type="checkbox"/> Identified <input type="checkbox"/> Resources Allocated <input type="checkbox"/> Implemented	Select one

If Program Sustainability Plan is still necessary, provide a brief description of how you plan to continue your PSP and update your PSP to remove any objectives that have been addressed and include any new objectives that are needed.

2018 INSTRUCTIONAL ANNUAL PROGRAM PLANNING WORKSHEET

OPTIONAL SURVEY

Please take 15 minutes to complete the IPPR Survey. Your assessment will serve to help us make the form and process better.

Thanks,

The IPPR Committee

Survey Link: <https://www.surveymonkey.com/r/J79W8GW>