

2019 INSTRUCTIONAL ANNUAL PROGRAM PLANNING WORKSHEET

CURRENT YEAR: 2018 - 2019

CLUSTER: MATH, SCIENCE, KINESIOLOGY, NURSING

NEXT SCHEDULED CPPR: 2021 CURRENT DATE: 2/27/2019

PROGRAM: KINESIOLOGY

LAST YEAR CPPR COMPLETED: 2018

The Annual Program Planning Worksheet (APPW) is the process for:

- reviewing, analyzing and assessing programs on an annual basis
- documenting relevant program changes, trends, and plans for the upcoming year
- identifying program needs, if any, that will become part of the program's resource plan
- highlighting specific program accomplishments and updates since last year's APPW
- tracking progress on a Program Sustainability Plan if established previously.

Note: Degrees and/or certificates for the same program may be consolidated into one APPW.

This APPW encompasses the following degrees and/or certificates:

GENERAL PROGRAM UPDATE

Describe significant changes, if any, to program mission, purpose or direction. *If there are not any, indicate:*

The program has expanded into the North County. Being fall 2019, there will be 4 North County classes along with a North County Campus facility dedicated to activity classes. We have been hosting student outreach/marketing sessions the third Thursday of the month. The degree faculty have been involved in a comprehensive marketing and outreach plan that includes Educate, SLO Cougars Days, and other in-person events.

PROGRAM SUSTAINABILITY PLAN UPDATE

Was a Program Sustainability Plan established in your program's most recent Comprehensive Program Plan and Review?

Yes ☐ If yes, please complete the Program Sustainability Plan Progress Report below.

No ☒ If no, you do not need to complete a Progress Report.

If you selected yes, please complete the Program Sustainability Plan Progress Report below after you complete the Data Analysis section. That data collection and analysis will help you to update, if necessary, your Program Sustainability Plan.

DATA ANALYSIS AND PROGRAM-SPECIFIC MEASUREMENTS

Your responses to the prompts for the data elements below should be for the entire program. If this APPW is for multiple degrees and/or certificates then you MAY want to comment on each degree and/or certificate, or discuss them holistically for the entire program being sure to highlight relevant trends for particular degrees and/or certificates, if necessary. Responses in this document need only reference the most recent year's available data.

2019 INSTRUCTIONAL ANNUAL PROGRAM PLANNING WORKSHEET

[General Enrollment \(Insert Aggregated Data Chart\)](#)

Kinesiology Activity Only (Cross-Listed with ATHL) The activity class enrollments have increased. We are uncertain as to the cause, but believe, in part, this is due to our marketing efforts.

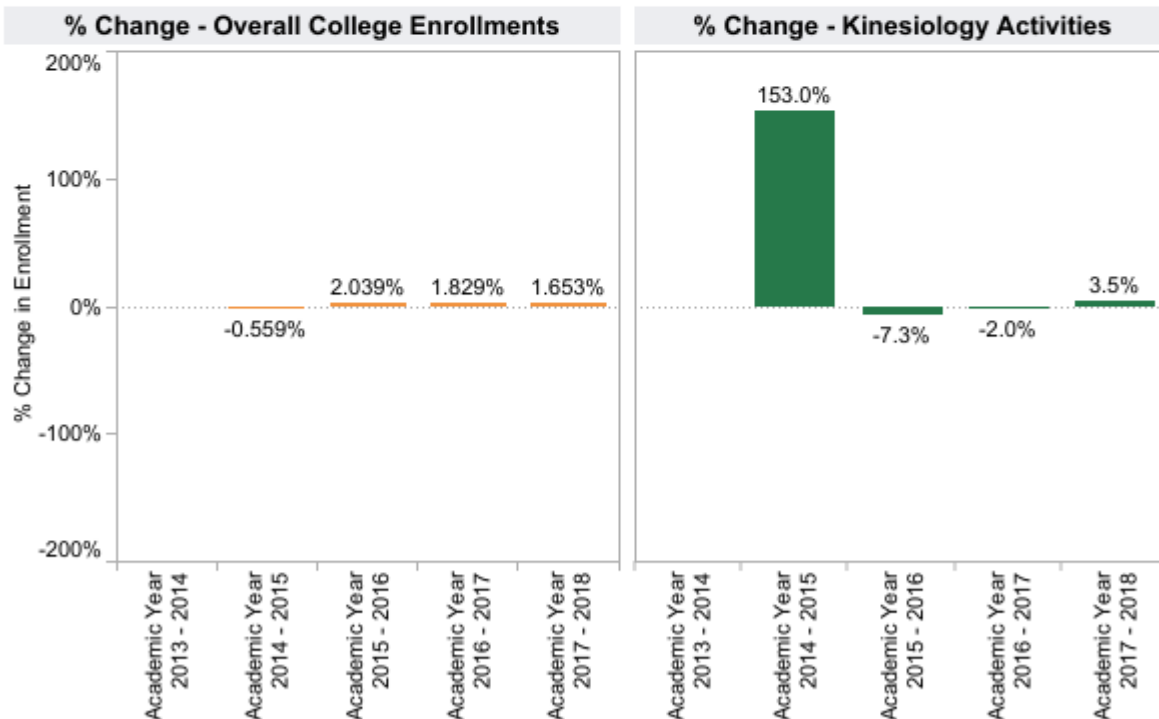
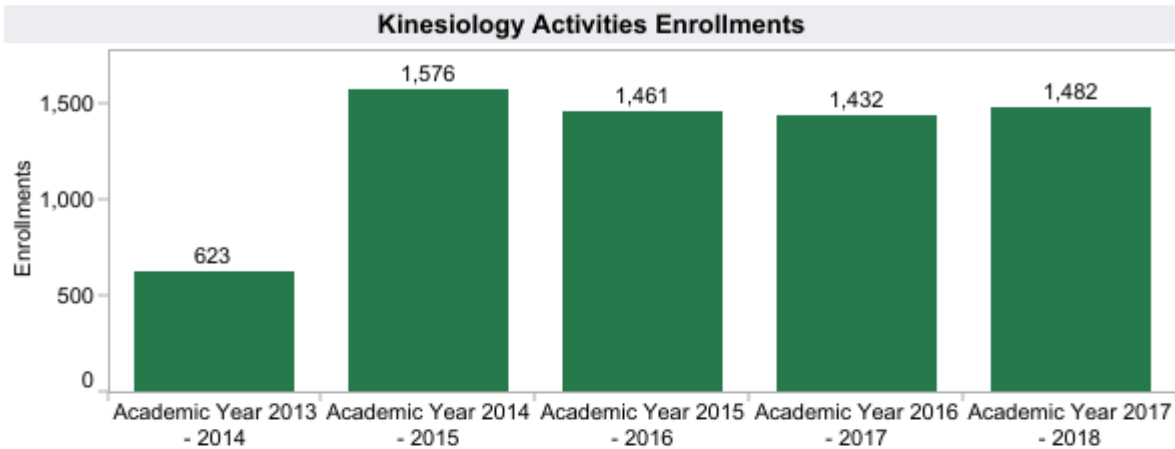
SLOCCCD Program Review Data - Enrollment

Department:
Kinesiology Activities

Course:
All

Dual Enrollment:
All

Prison:
All



Enrollment: Duplicated count of students who completed greater than 0 units in positive attendance courses or were present on census for all other accounting methods.

2019 INSTRUCTIONAL ANNUAL PROGRAM PLANNING WORKSHEET

Kinesiology Theory Only

The year around enrollment of KINE 220 has increased overall enrollment by approximately 10%. And, given the overall increase in enrollment, it appears that students are migrating to the degree as a result of our marketing efforts, our positive relationship with Cal Poly, and students interest in the field.

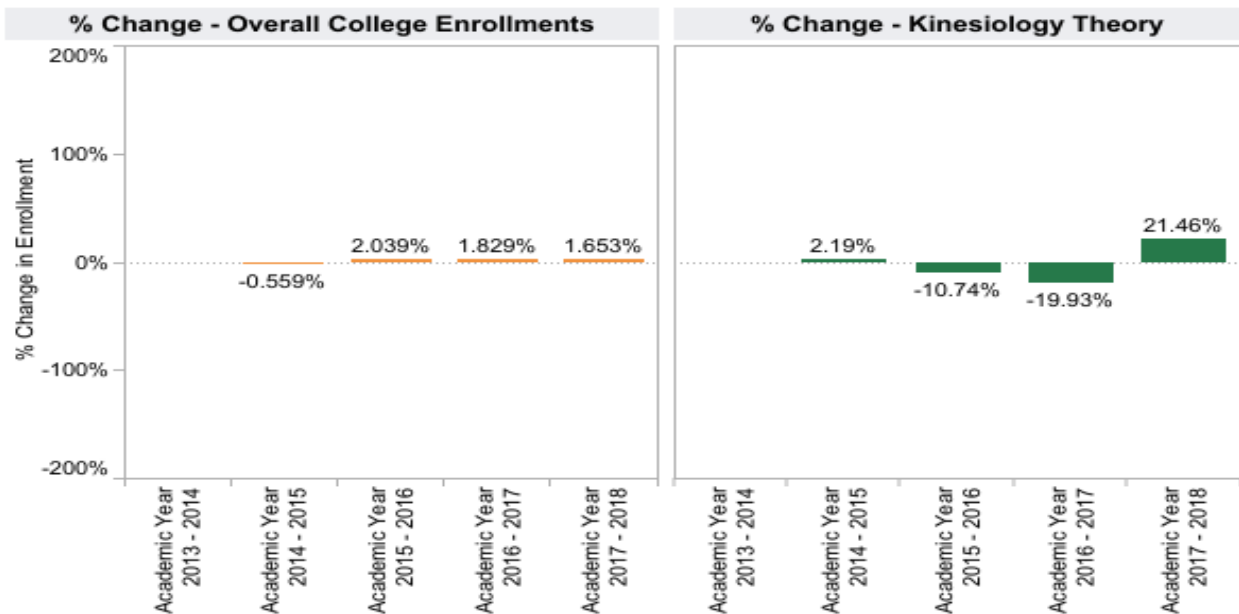
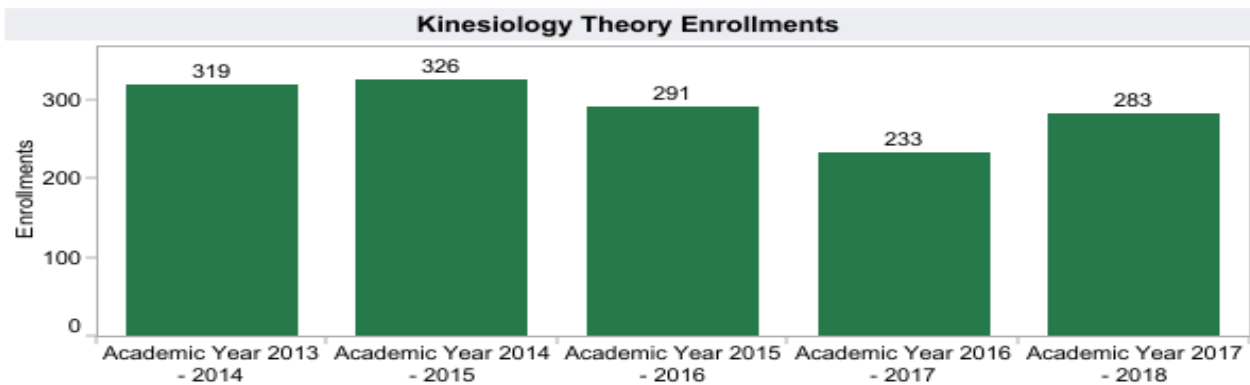
SLOCCCD Program Review Data - Enrollment

Department:
Kinesiology Theory

Course:
All

Dual Enrollment:
All

Prison:
All



Enrollment: Duplicated count of students who completed greater than 0 units in positive attendance courses or were present on census for all other accounting methods.

2019 INSTRUCTIONAL ANNUAL PROGRAM PLANNING WORKSHEET

General Student Demand (Fill Rate) (Insert Aggregated Data Chart)

Kinesiology Activity Only

The demand for activity classes is the highest it has been since 2015, however the fill rate is still significantly lower than the college-wide demand. The department strongly believes that students select “academic” classes first, followed by work schedules, and then, if time allows, their fitness needs. We are trying to address this by offering a variety of classes, dates, times, and calendar week.

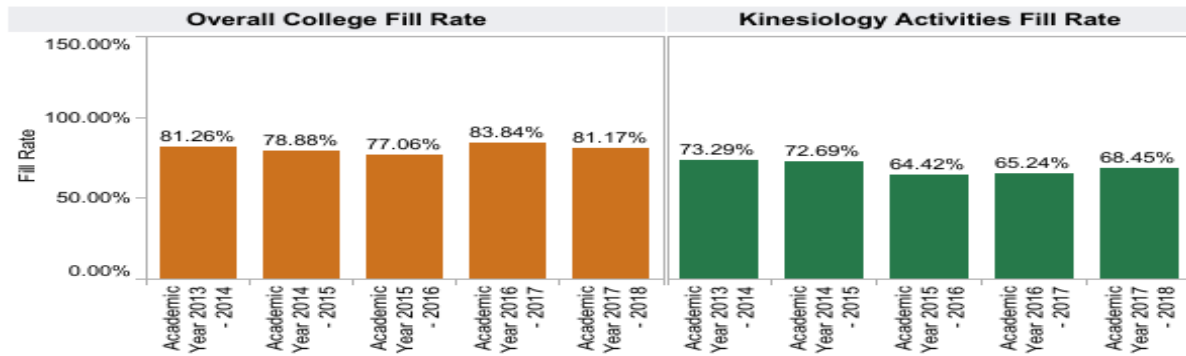
SLOCCCD Program Review Data - Student Demand (Fill Rate)

Department:
Kinesiology Activities

Course:
All

Dual Enrollment:
All

Prison:
All



Fill Rate: The ratio of enrollments to class limits. Cross listed class limits are adjusted appropriately. Also, courses with zero class limits are excluded from this measure.

2019 INSTRUCTIONAL ANNUAL PROGRAM PLANNING WORKSHEET

Kinesiology Theory Only

Demand for Kinesiology Theory courses is significantly higher than overall college demand.

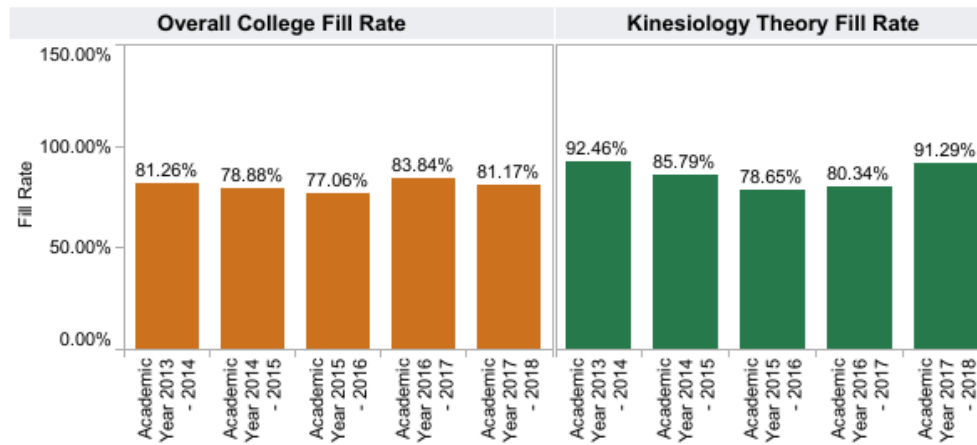
SLOCCCD Program Review Data - Student Demand (Fill Rate)

Department:
Kinesiology Theory

Course:
All

Dual Enrollment:
All

Prison
All



Fill Rate: The ratio of enrollments to class limits. Cross listed class limits are adjusted appropriately.
Also, courses with zero class limits are excluded from this measure.

2019 INSTRUCTIONAL ANNUAL PROGRAM PLANNING WORKSHEET

General Efficiency (FTES/FTEF) (Insert Aggregated Data Chart)

Kinesiology Activity Classes

The department efficiency rating has increased due to several measures including reduction of inefficient classes, increased marketing/outreach, and improved course delivery.

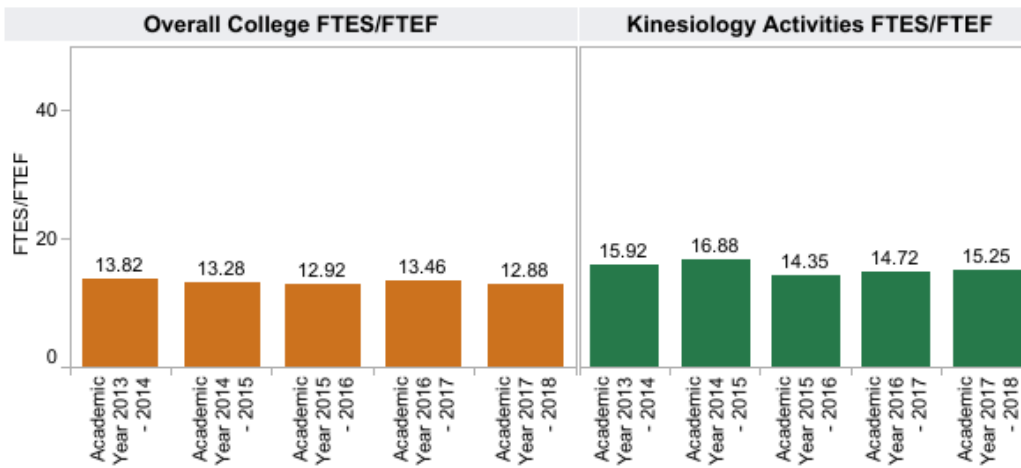
SLOCCCD Program Review Data - Efficiency (FTES/FTEF)

Department:
Kinesiology Activities

Course:
All

Dual Enrollment:
All

Prison:
All



FTES/FTEF: The ratio of total FTES to Full-Time Equivalent Faculty
(SXD4 Total-Hours/17.5)/XE03 FACULTY-ASSIGNMENT-FTE)

2019 INSTRUCTIONAL ANNUAL PROGRAM PLANNING WORKSHEET

Kinesiology Theory Classes

The efficiency in the theory courses is low, in part, due to two courses that are not part of the degree program. To address this deficiency, each course has been placed on a once per year rotation.

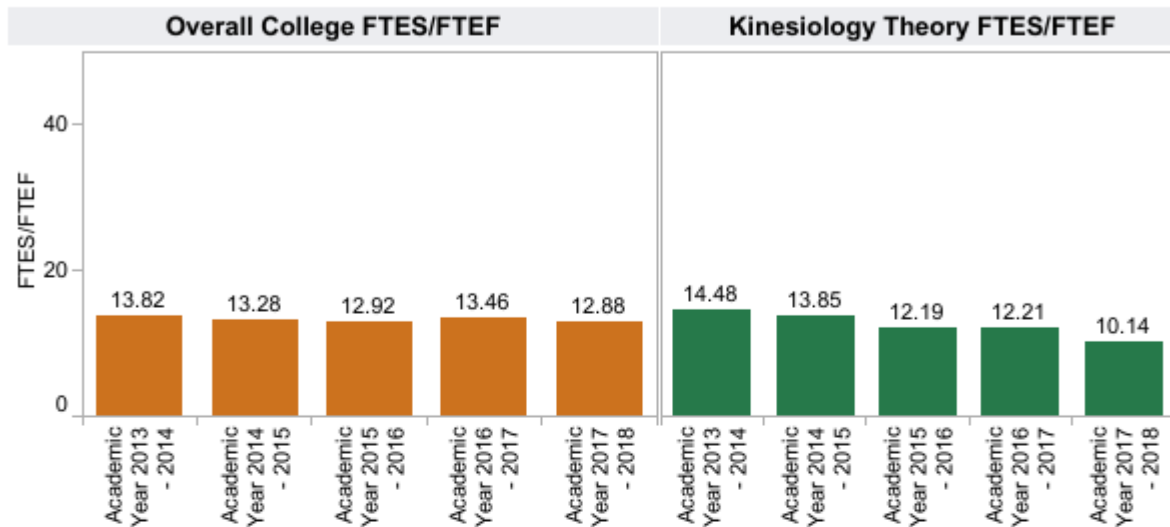
SLOCCCD Program Review Data - Efficiency (FTES/FTEF)

Department:
Kinesiology Theory

Course:
All

Dual Enrollment:
All

Prison:
All



FTES/FTEF: The ratio of total FTES to Full-Time Equivalent Faculty
(SXD4 Total-Hours/17.5)/XE03 FACULTY-ASSIGNMENT-FTE)

2019 INSTRUCTIONAL ANNUAL PROGRAM PLANNING WORKSHEET

[Student Success—Course Modality \(Insert Data Chart\)](#)

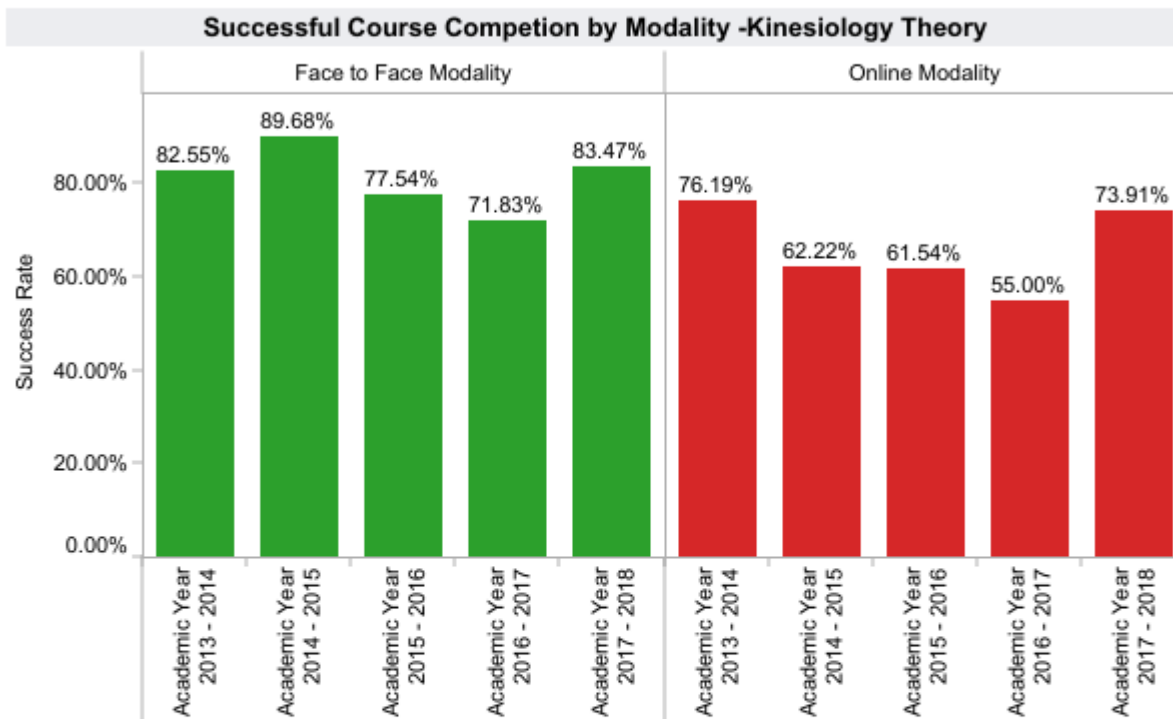
Kinesiology Theory Classes

SLOCCCD Program Review Data: Successful Course Completion

Select Department:
Kinesiology Theory

Course:
All

Legend:
■ Face to Face Modality
■ Online Modality



Successful Course Completion by Modality Table - Kinesiology Theory						
		Academic Year 2013 - 2014	Academic Year 2014 - 2015	Academic Year 2015 - 2016	Academic Year 2016 - 2017	Academic Year 2017 - 2018
Face to Face Modality	Department Success Rate	82.55%	89.68%	77.54%	71.83%	83.47%
	Total Department Enrollments	298.0	281.0	276.0	213.0	237.0
Online Modality	Department Success Rate	76.19%	62.22%	61.54%	55.00%	73.91%
	Total Department Enrollments	21.0	45.0	13.0	20.0	46.0

2019 INSTRUCTIONAL ANNUAL PROGRAM PLANNING WORKSHEET

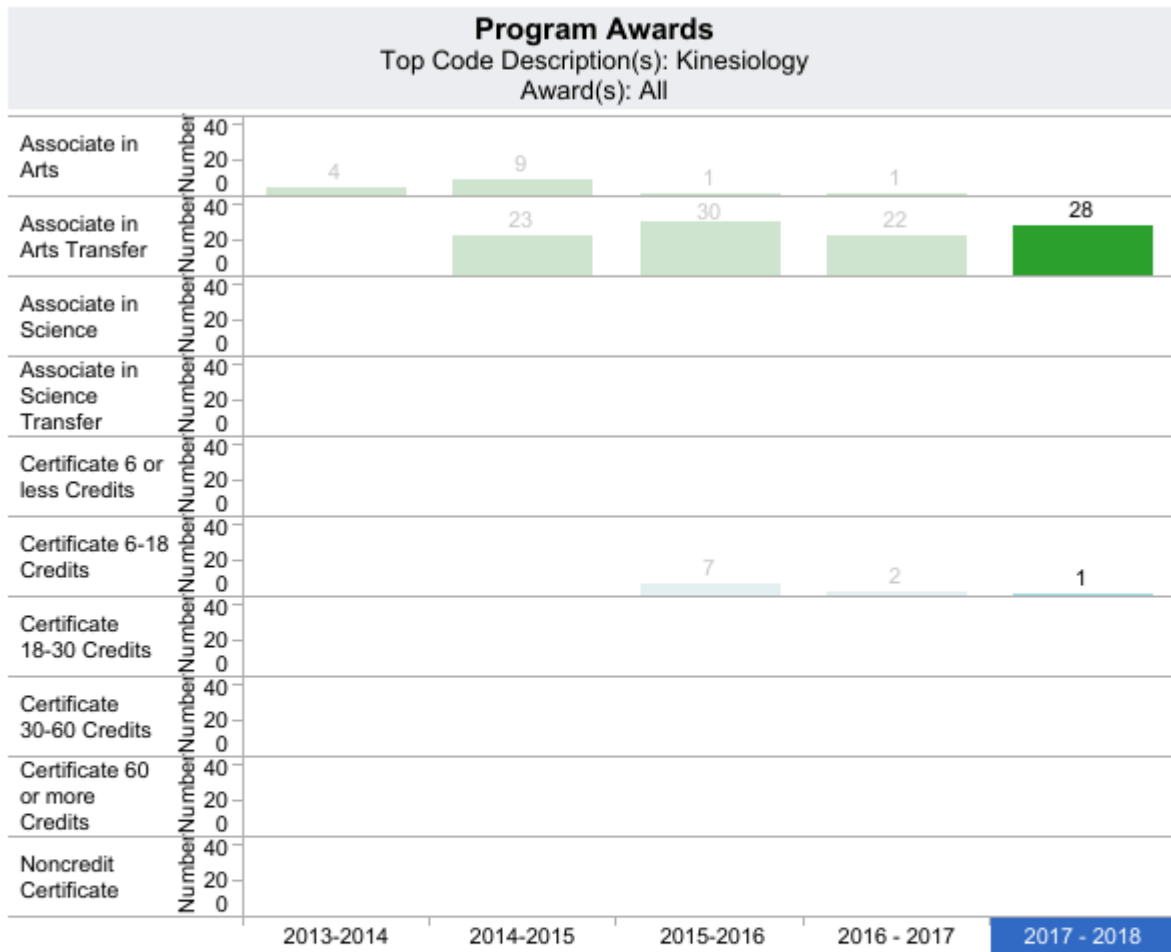
[Degrees and Certificates Awarded \(Insert Data Chart\)](#)

The Kinesiology AA-T is popular and students are earning their transfer degree.

SLOCCCD Program Review Data: Degrees and Certificates Awarded

Program:
Kinesiology

Award Type:
All



Program Awards Table						
Award T..	Award	2013-2014	2014-2015	2015-2016	2016 - 2017	2017 - 2018
Associate in Arts	Kinesiology (AAT)	4	9	1	1	
	Total	4	9	1	1	
Associate in Arts Tr..	Kinesiology (AAT)		23	30	22	28
	Total		23	30	22	28
Certificate 6-18 Credits	Exercise Science (CS)			7	2	1

Program Awards: The number of degrees and certificates awarded by program type

2019 INSTRUCTIONAL ANNUAL PROGRAM PLANNING WORKSHEET

[General Student Success – Course Completion \(Insert Aggregated Data Chart\)](#)

Kinesiology Activity

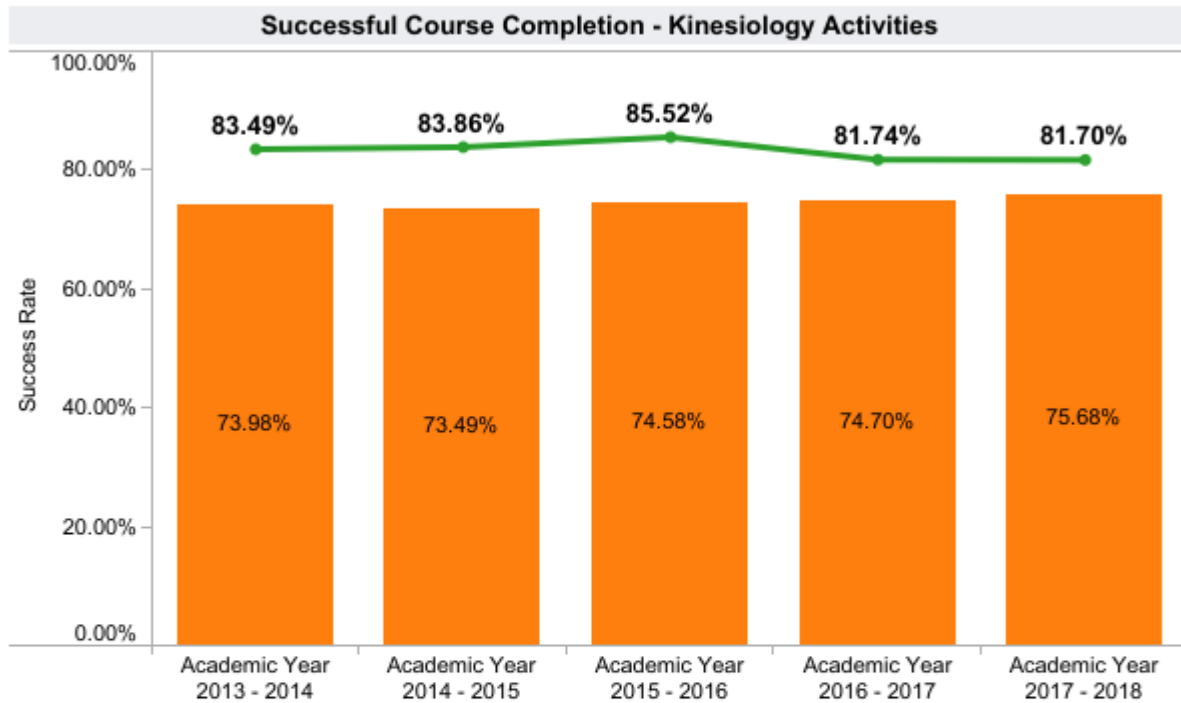
SLOCCCD Program Review Data: Successful Course Completion

Select Department:
Kinesiology Activities

COURSE
All

Measure Names

- Department Success Rate
- Overall College Success Rate



Kinesiology Activities Success Rate Table

	Academic Year 2013 - 2014	Academic Year 2014 - 2015	Academic Year 2015 - 2016	Academic Year 2016 - 2017	Academic Year 2017 - 2018
Department Success..	83.49%	83.86%	85.52%	81.74%	81.70%
Total Enrollments	1,345	1,499	1,354	1,276	1,333

Success: The Percentage of student enrollments resulting in a final grade of "C" or better

2019 INSTRUCTIONAL ANNUAL PROGRAM PLANNING WORKSHEET

Kinesiology Theory

SLOCCCD Program Review Data: Successful Course Completion

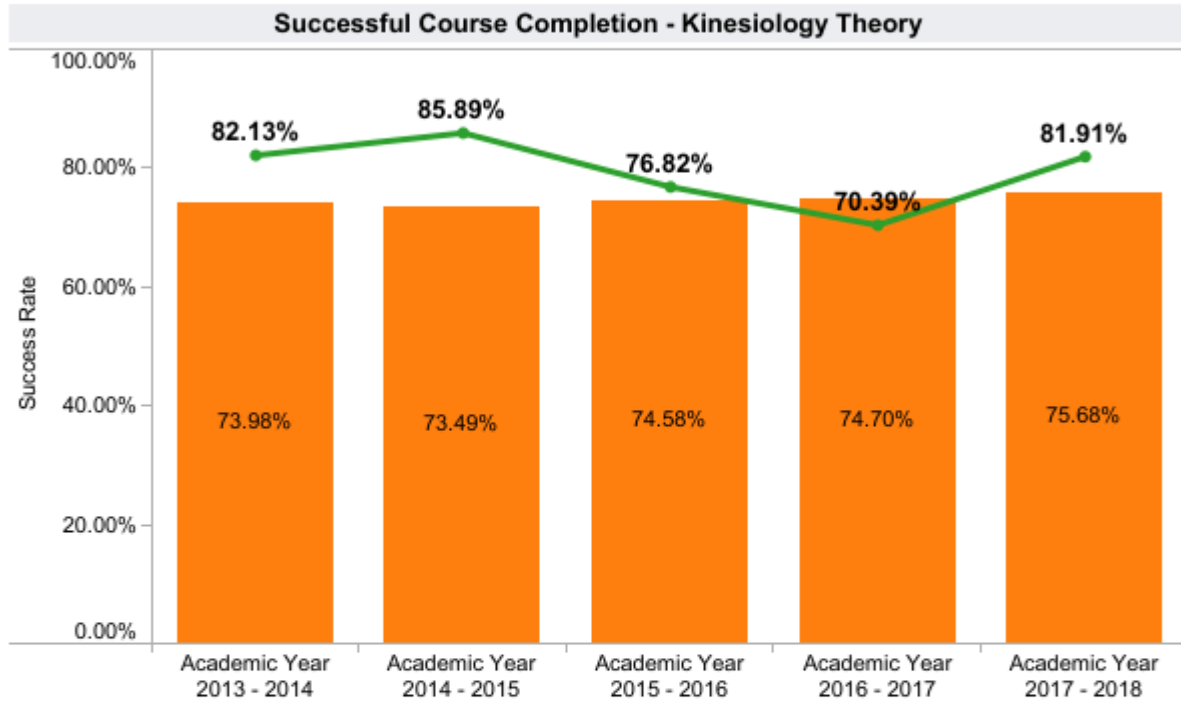
Select Department:
Kinesiology Theory

COURSE
All

Measure Names

Department Success Rate

Overall College Success Rate



Kinesiology Theory Success Rate Table

	Academic Year 2013 - 2014	Academic Year 2014 - 2015	Academic Year 2015 - 2016	Academic Year 2016 - 2017	Academic Year 2017 - 2018
Department Success..	82.13%	85.89%	76.82%	70.39%	81.91%
Total Enrollments	319	326	289	233	283

Success: The Percentage of student enrollments resulting in a final grade of "C" or better

2019 INSTRUCTIONAL ANNUAL PROGRAM PLANNING WORKSHEET

OTHER RELEVANT PROGRAM DATA (OPTIONAL)

Provide and comment on any other data that is relevant to your program such as state or national certification/licensure exam results, employment data, etc. If necessary, describe origin and/or data collection methods used.

Approximately, 85% of the students who completes KINE 218 – Exercise Leadership have taken and passed the ACE Exercise Leadership Exam. This allows students to work locally in the fitness profession.

PROGRAM OUTCOMES ASSESSMENT CHECKLIST AND NARRATIVE

CHECKLIST:

- ☒ SLO assessment cycle calendar is up to date.
- ☒ All courses scheduled for assessment have been assessed in eLumen.
- ☐ Program Sustainability Plan progress report completed (if applicable).

NARRATIVE:

Briefly describe program changes, if any, which have been implemented in the previous year as a direct result of the Program or Student Services Learning Outcomes Assessment. *If no program changes have been made as results of Program or Student Services Learning Outcomes Assessment, indicate: NONE.*

The addition of KINA classes in the North County has been a result of several years of program plan and review. Moreover, new classes or revised classes in Distance Running, HIIT TRX, Restorative Yoga, and Hiking have been a result of program planning.

2019 INSTRUCTIONAL ANNUAL PROGRAM PLANNING WORKSHEET

PROGRAM PLANNING / FORECASTING FOR THE NEXT ACADEMIC YEAR

Briefly describe any program plans for the upcoming academic year. These may include, but are not limited to the following: *(Note: you do not need to respond to each of the items below). If there are no forecasted plans for the program, for the upcoming year, indicate: NONE.*

- A. New or modified plans for achieving program-learning outcomes.
- B. Anticipated changes in curriculum, scheduling or delivery modality:
There will be an update of all KINA classes to accommodate variable unit and alternate scheduling (e.g. 12-week, 9-week classes).
- C. Levels, delivery or types of services
- D. Facilities changes:
Maintenance and upkeep of facility and equipment in the North County.
- E. Staffing projections
- F. Other

2019 INSTRUCTIONAL ANNUAL PROGRAM PLANNING WORKSHEET

PROGRAM SUSTAINABILITY PLAN PROGRESS REPORT

This section only needs to be completed if a program has an existing Program Sustainability Plan. Indicate whether objectives established in your Program Sustainability Plan have been addressed or not, and if improvement targets have been met.

Area of Decline or Challenge	Identified Objective (Paste from PSP)	Planning Steps (Check all that apply)	Has the Improvement Target Been Met?
Enrollment		<input type="checkbox"/> Identified <input type="checkbox"/> Resources Allocated <input type="checkbox"/> Implemented	
Student Demand (Fill Rate)		<input type="checkbox"/> Identified <input type="checkbox"/> Resources Allocated <input type="checkbox"/> Implemented	
Efficiency (FTES/FTEF)		<input type="checkbox"/> Identified <input type="checkbox"/> Resources Allocated <input type="checkbox"/> Implemented	
Student Success – Course Completion		<input type="checkbox"/> Identified <input type="checkbox"/> Resources Allocated <input type="checkbox"/> Implemented	
Student Success—Course Modality		<input type="checkbox"/> Identified <input type="checkbox"/> Resources Allocated <input type="checkbox"/> Implemented	
Degrees and Certificates Awarded		<input type="checkbox"/> Identified <input type="checkbox"/> Resources Allocated <input type="checkbox"/> Implemented	

If Program Sustainability Plan is still necessary, provide a brief description of how you plan to continue your PSP and update your PSP to remove any objectives that have been addressed and include any new objectives that are needed.