

2019 INSTRUCTIONAL ANNUAL PROGRAM PLANNING WORKSHEET

CURRENT YEAR: 2018 - 2019

PROGRAM: NAST (NURSING ASSISTANT)

CLUSTER: MATH, NURSING, BIOLOGICAL AND PHYSICAL SCIENCES, KINESIOLOGY/HEALTH SCIENCES AND ATHLETICS

LAST YEAR CPPR COMPLETED: 2017-2018

NEXT SCHEDULED CPPR: 2019-2020

CURRENT DATE: 2/14/2019

The Annual Program Planning Worksheet (APPW) is the process for:

- reviewing, analyzing and assessing programs on an annual basis
- documenting relevant program changes, trends, and plans for the upcoming year
- identifying program needs, if any, that will become part of the program's resource plan
- highlighting specific program accomplishments and updates since last year's APPW
- tracking progress on a Program Sustainability Plan if established previously.

Note: Degrees and/or certificates for the same program may be consolidated into one APPW.

This APPW encompasses the following degrees and/or certificates:

- Certificate-Nursing Assistant

GENERAL PROGRAM UPDATE

Describe significant changes, if any, to program mission, purpose or direction. *If there are not any, indicate: NONE.*

NONE

PROGRAM SUSTAINABILITY PLAN UPDATE

Was a Program Sustainability Plan established in your program's most recent Comprehensive Program Plan and Review?

Yes ☐ If yes, please complete the Program Sustainability Plan Progress Report below.

No ☒ If no, you do not need to complete a Progress Report.

If you selected yes, please complete the Program Sustainability Plan Progress Report below after you complete the Data Analysis section. That data collection and analysis will help you to update, if necessary, your Program Sustainability Plan.

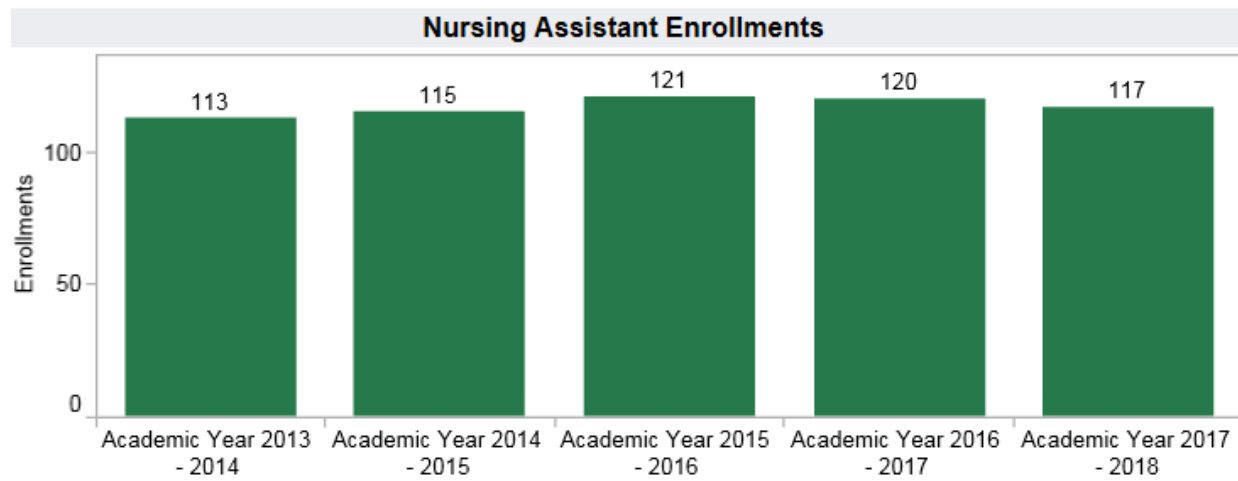
DATA ANALYSIS AND PROGRAM-SPECIFIC MEASUREMENTS

Your responses to the prompts for the data elements below should be for the entire program. If this APPW is for multiple degrees and/or certificates then you MAY want to comment on each degree and/or certificate, or discuss them holistically for the entire program being sure to highlight relevant trends for particular degrees and/or certificates, if necessary. Responses in this document need only reference the most recent year's available data.

2019 INSTRUCTIONAL ANNUAL PROGRAM PLANNING WORKSHEET

[General Enrollment \(Insert Aggregated Data Chart\)](#)

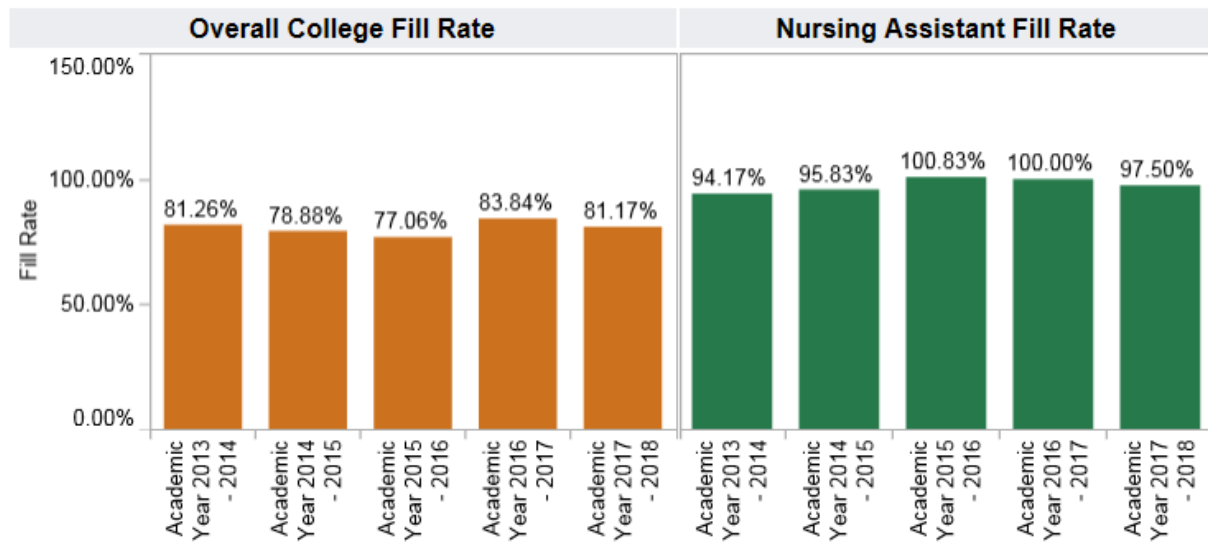
Insert the data chart and explain observed differences between the program and the college.



Enrollment remains consistent in the NAST program.

[General Student Demand \(Fill Rate\) \(Insert Aggregated Data Chart\)](#)

Insert the data chart and explain observed differences between the program and the college.

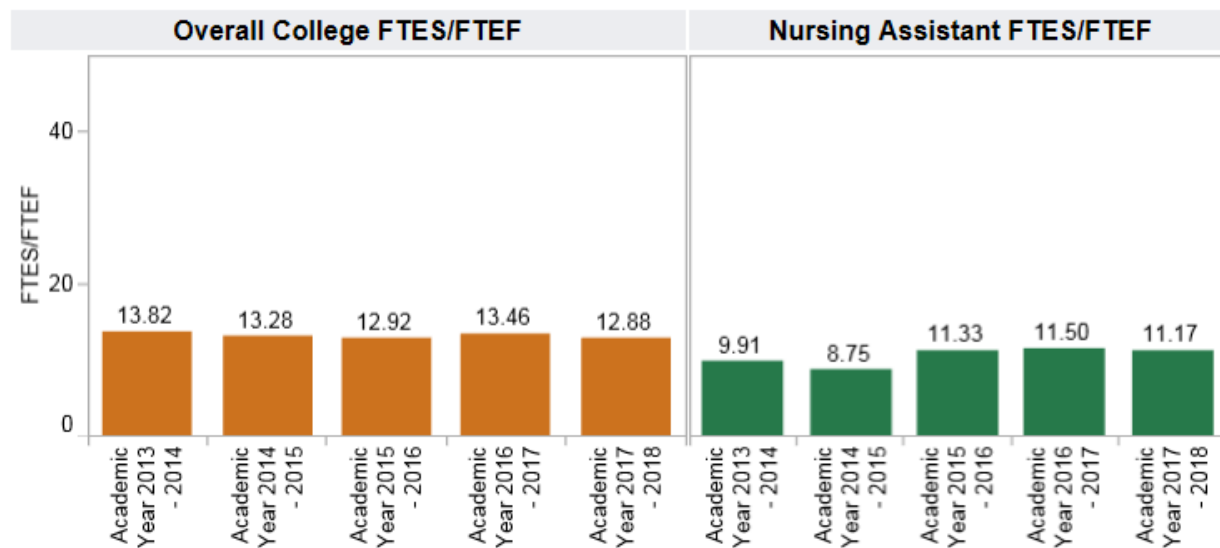


The demand for Nursing Assistant courses remains high, exceeding the college fill rates in the same time periods.

2019 INSTRUCTIONAL ANNUAL PROGRAM PLANNING WORKSHEET

General Efficiency (FTES/FTEF) (Insert Aggregated Data Chart)

Insert the data chart and explain observed differences between the program and the college.



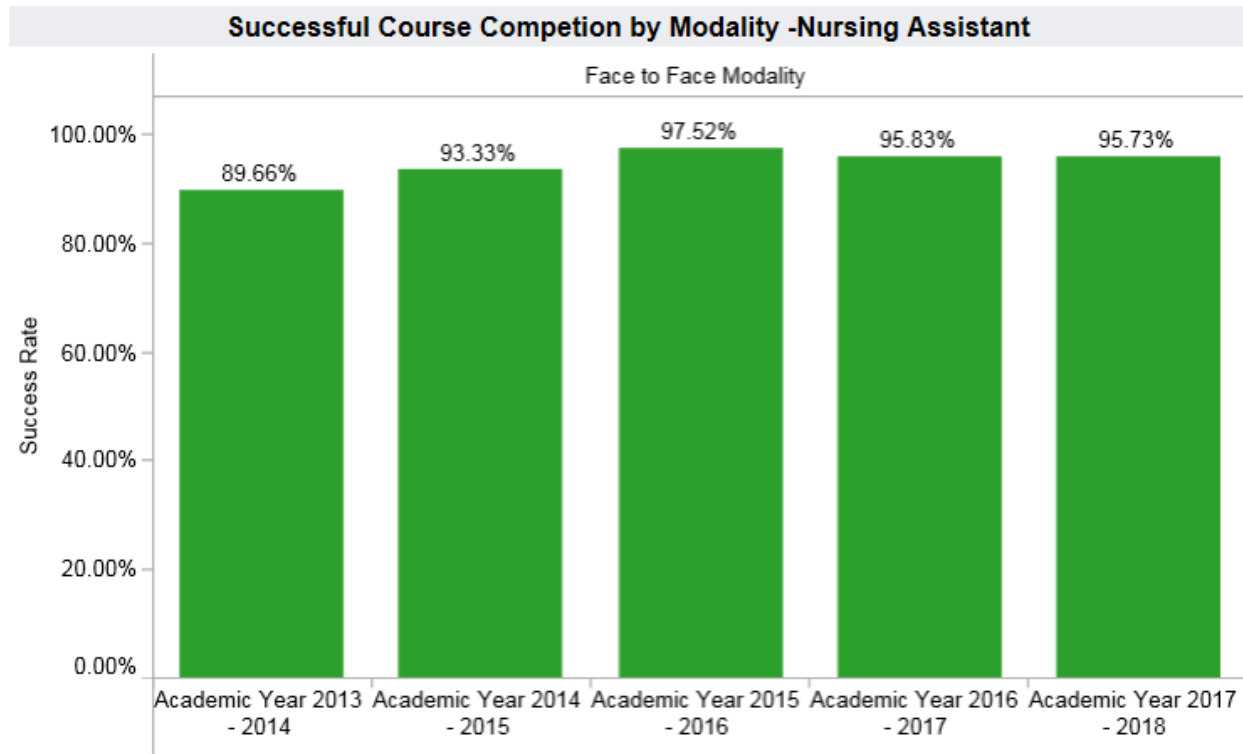
FTES/FTEF: The ratio of total FTES to Full-Time Equivalent Faculty
(SXD4 Total-Hours/17.5)/XE03 FACULTY-ASSIGNMENT-FTE)

NAST efficiency is slightly below the college target. These rates are the result of student/faculty ratio required for adequate supervision and safe patient care. The program continues to contract with a healthcare agency who donates a clinical faculty member to increase the efficiency of the CNA program.

2019 INSTRUCTIONAL ANNUAL PROGRAM PLANNING WORKSHEET

[Student Success—Course Modality \(Insert Data Chart\)](#)

Insert the data chart and explain observed differences between the program and the college.

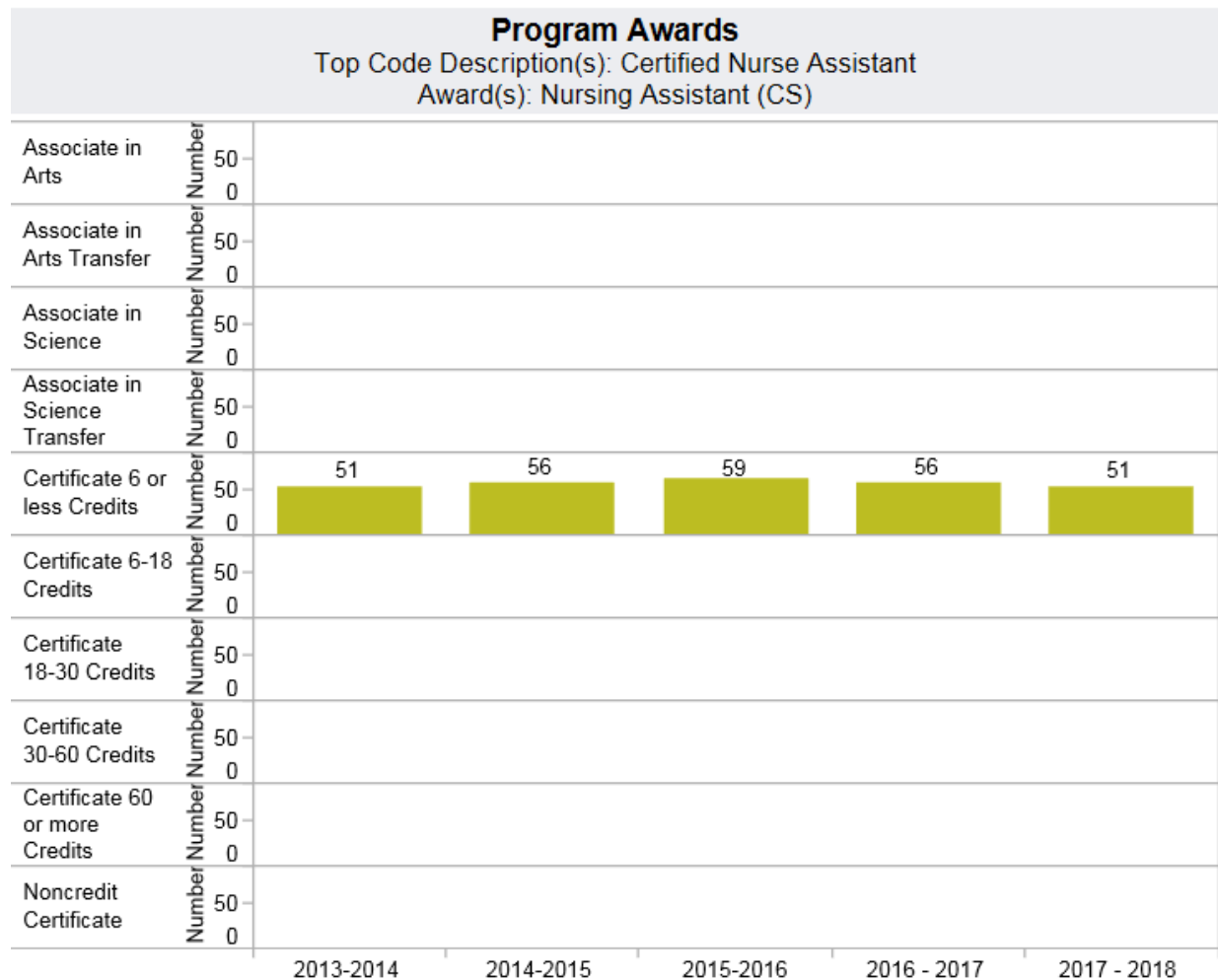


The nursing assistant theory courses are all face to face modality. As the chart above reveals, in since the 2014-2015 academic year the success rates have been above 90%.

2019 INSTRUCTIONAL ANNUAL PROGRAM PLANNING WORKSHEET

Degrees and Certificates Awarded (Insert Data Chart)

Insert the data chart and explain observed differences between the program and the college.



The Certificate of Specialization awards for the nursing assistant program are as listed above. Each semester started with 30 students enrolled, making a total of 60 students possible in one year.

2019 INSTRUCTIONAL ANNUAL PROGRAM PLANNING WORKSHEET

OTHER RELEVANT PROGRAM DATA (OPTIONAL)

Provide and comment on any other data that is relevant to your program such as state or national certification/licensure exam results, employment data, etc. If necessary, describe origin and/or data collection methods used.

After reviewing the National Nurse Aide Assessment Program Examination results, the following data is recorded:

Reporting period for April 2018:

Written Examination: 26 students tested, 25 students passed (96%)
California passing rate: 87%

Skills Examinations: 26 students tested, 26 students passed (100%)
California passing rate: 91%

Reporting period for November 2018:

Written Examination: 26 students tested, 26 students passed (100%)
California passing rate: 85%

Skills Examination: 26 students tested, 26 students passed (100%)
California passing rate: 85%

It is difficult to track employment data. Even though we send CNA employment surveys out to our local skilled nursing facilities, few are returned. However, as the instructors are out and about in the facilities, we do inquire how many Cuesta Nursing Assistant graduates are working. Although there is no concrete data, and each facility trains their own nursing assistants in house, it is estimated that possibly around 30% of the nursing assistants at skilled nursing facilities in our county are Cuesta trained. This estimate came about by interviewing instructors, and key people at each facility during our Advisory Meetings held twice each year.

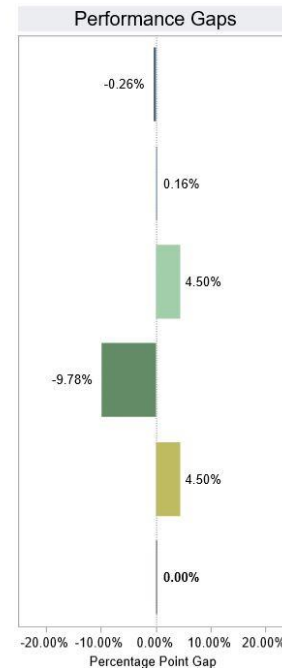
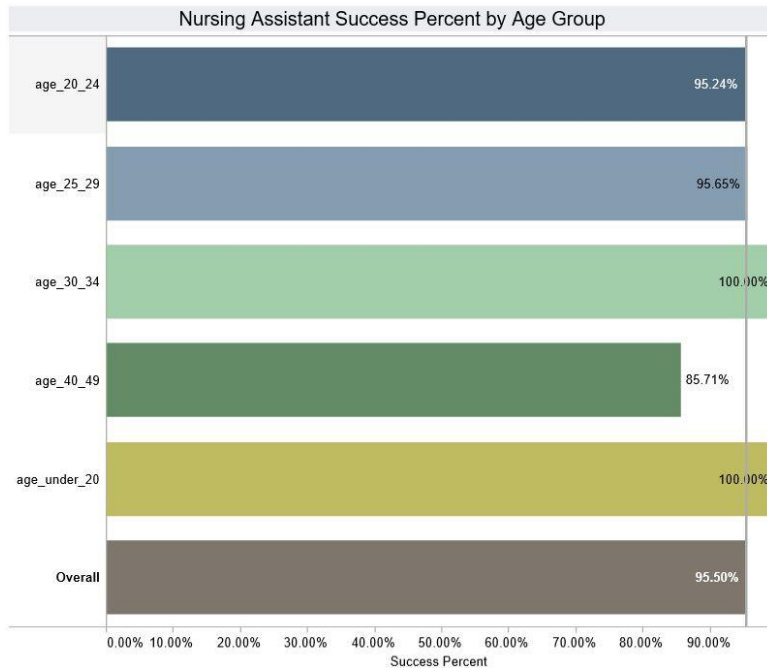
General Student Success – Course Completion (Insert Aggregated Data Chart)

Review the Disaggregated Student Success charts; include any charts that you will reference. Describe any departmental or pedagogical outcomes that have occurred as a result of programmatic discussion regarding the data presented.

2019 INSTRUCTIONAL ANNUAL PROGRAM PLANNING WORKSHEET



Successful Course Completion by Student Subpopulation



Note: Successful Course Completion is the ratio of enrollments resulting in a final grade of A, A-, B+, B, B-, C+, C, CR or P to

Academic Year:
Academic Year 2017...

Department:
Nursing Assistant

Region:
(All)

Enroll Status:
(All)

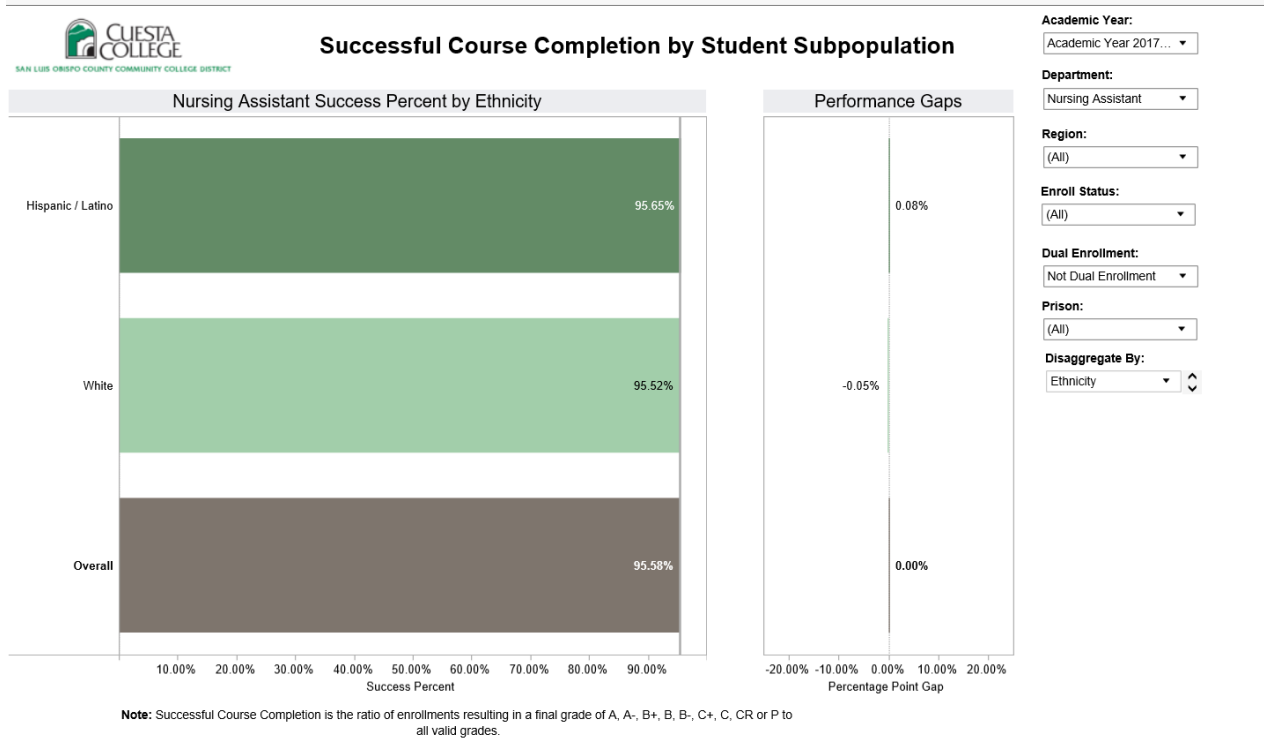
Dual Enrollment:
Not Dual Enrollment

Prison:
(All)

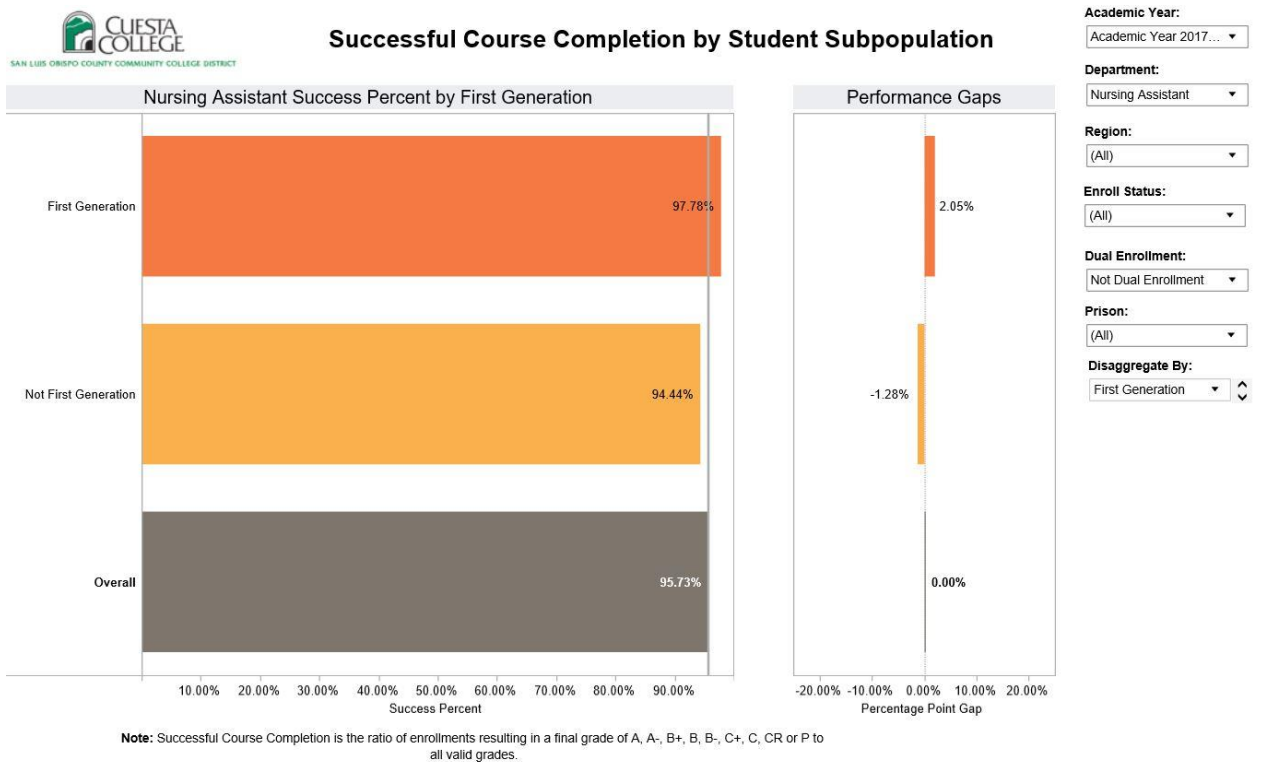
Disaggregate By:
Age Group

This chart indicates that all age groups shows a 90% success or higher except for the 40-49 age group. We will explore reasons for why this happened and look for future trends.

2019 INSTRUCTIONAL ANNUAL PROGRAM PLANNING WORKSHEET



The above chart shows success percent by ethnicity. All ethnicities have over a 95% success rate.



The above chart shows nursing assistant success percent by first generation. The results are very high and impressive at 94.44%.

2019 INSTRUCTIONAL ANNUAL PROGRAM PLANNING WORKSHEET

PROGRAM OUTCOMES ASSESSMENT CHECKLIST AND NARRATIVE

CHECKLIST:

- ☒ SLO assessment cycle calendar is up to date.
- ☒ All courses scheduled for assessment have been assessed in eLumen.
- ☐ Program Sustainability Plan progress report completed (if applicable).

NARRATIVE:

Briefly describe program changes, if any, which have been implemented in the previous year as a direct result of the Program or Student Services Learning Outcomes Assessment. *If no program changes have been made as results of Program or Student Services Learning Outcomes Assessment, indicate: NONE.*

NONE

PROGRAM PLANNING / FORECASTING FOR THE NEXT ACADEMIC YEAR

Briefly describe any program plans for the upcoming academic year. These may include, but are not limited to the following: *(Note: you do not need to respond to each of the items below). If there are no forecasted plans for the program, for the upcoming year, indicate: NONE.*

- A. New or modified plans for achieving program-learning outcomes.
 - Professional development for faculty to remain current in educational trends for nursing assistants.
 - Update equipment to meet what is utilized in skilled nursing facilities, and replace worn or broken equipment.
- B. Anticipated changes in curriculum, scheduling or delivery modality
 - Electronic Medical Record education and training needs to be implemented consistently into the curriculum. Computer software and lab tops will be necessary to accomplish this. The Nursing Assistant Program can share the computers with the LVN Program.
 - The state-mandated curriculum has increased by 10 hours effective Fall 2019. The CurricuNet is current to implement these changes.
- C. Levels, delivery or types of services

Continue to collaborate with the following departments to best serve the Nursing Assistant students:

- Career Connections
- Admissions and Records
- DSPS
- Counseling
- Research
- Community Resources- guest speakers from Ombudsman Services, Alzheimer's Association, and Hospice.

2019 INSTRUCTIONAL ANNUAL PROGRAM PLANNING WORKSHEET

D. Facilities changes

- Wi-Fi is needed in the classroom.

E. Staffing projections

To accommodate the high volume of student skills with adequate supervision, a Teaching Assistant has been hired which has been beneficial. Currently there is only one full time faculty for the program.

F. Other
NONE

2019 INSTRUCTIONAL ANNUAL PROGRAM PLANNING WORKSHEET

PROGRAM SUSTAINABILITY PLAN PROGRESS REPORT

This section only needs to be completed if a program has an existing Program Sustainability Plan. Indicate whether objectives established in your Program Sustainability Plan have been addressed or not, and if improvement targets have been met.

Area of Decline or Challenge	Identified Objective (Paste from PSP)	Planning Steps (Check all that apply)	Has the Improvement Target Been Met?
Enrollment		<input type="checkbox"/> Identified <input type="checkbox"/> Resources Allocated <input type="checkbox"/> Implemented	Select one
Student Demand (Fill Rate)		<input type="checkbox"/> Identified <input type="checkbox"/> Resources Allocated <input type="checkbox"/> Implemented	Select one
Efficiency (FTES/FTEF)		<input type="checkbox"/> Identified <input type="checkbox"/> Resources Allocated <input type="checkbox"/> Implemented	Select one
Student Success – Course Completion		<input type="checkbox"/> Identified <input type="checkbox"/> Resources Allocated <input type="checkbox"/> Implemented	Select one
Student Success—Course Modality		<input type="checkbox"/> Identified <input type="checkbox"/> Resources Allocated <input type="checkbox"/> Implemented	Select one
Degrees and Certificates Awarded		<input type="checkbox"/> Identified <input type="checkbox"/> Resources Allocated <input type="checkbox"/> Implemented	Select one

If Program Sustainability Plan is still necessary, provide a brief description of how you plan to continue your PSP and update your PSP to remove any objectives that have been addressed and include any new objectives that are needed.