

2018 INSTRUCTIONAL ANNUAL PROGRAM PLANNING WORKSHEET

CURRENT YEAR: 2017-2018
CLUSTER: WED
NEXT SCHEDULED CPPR: 2021

PROGRAM: NUTRITION
LAST YEAR CPPR COMPLETED: 2017
CURRENT DATE: 2/19/2018

The Annual Program Planning Worksheet (APPW) is the process for:

- reviewing, analyzing and assessing programs on an annual basis
- documenting relevant program changes, trends, and plans for the upcoming year
- identifying program needs, if any, that will become part of the program's resource plan
- highlighting specific program accomplishments and updates since last year's APPW
- tracking progress on a Program Sustainability Plan if established previously.

Note: Degrees and/or certificates for the same program may be consolidated into one APPW.

This APPW encompasses the following degrees and/or certificates:

Nutrition and Dietetics ADT, Nutrition Certificate of Specialization, A.S., Fitness, Health & Nutrition

GENERAL PROGRAM UPDATE

Describe significant changes, if any, to program mission, purpose or direction. *If there are not any, indicate: NONE.*

PROGRAM SUSTAINABILITY PLAN UPDATE

Was a Program Sustainability Plan established in your program's most recent Comprehensive Program Plan and Review?

Yes ☐ If yes, please complete the Program Sustainability Plan Progress Report below.

No ☒ If no, you do not need to complete a Progress Report.

If you selected yes, please complete the Program Sustainability Plan Progress Report below after you complete the Data Analysis section. That data collection and analysis will help you to update, if necessary, your Program Sustainability Plan.

DATA ANALYSIS AND PROGRAM-SPECIFIC MEASUREMENTS

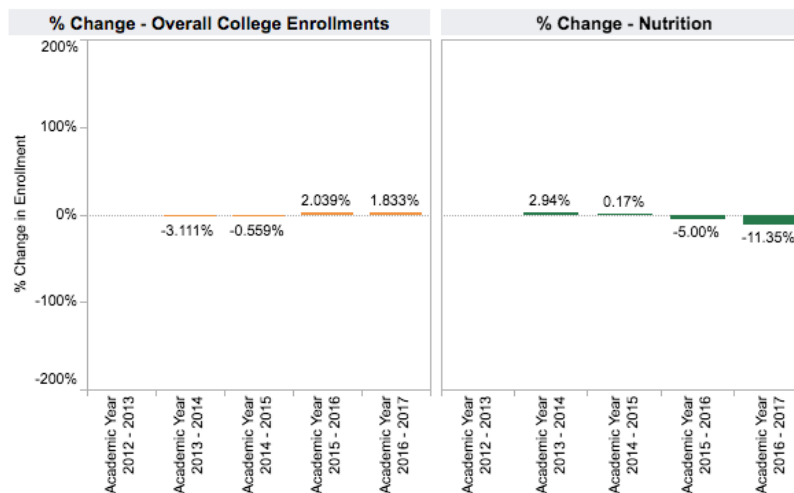
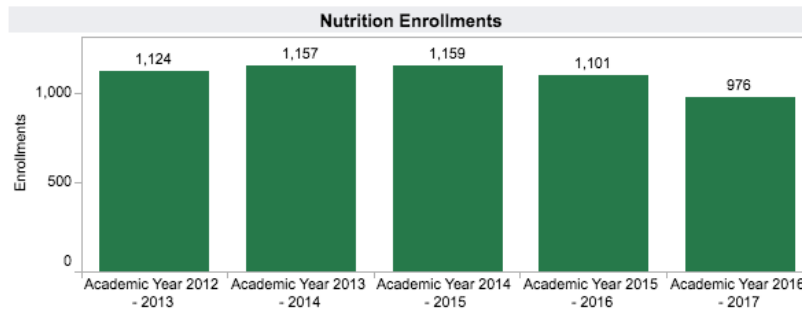
Your responses to the prompts for the data elements below should be for the entire program. If this APPW is for multiple degrees and/or certificates then you MAY want to comment on each degree and/or certificate, or discuss them holistically for the entire program being sure to highlight relevant trends for particular degrees and/or certificates, if necessary. Responses in this document need only reference the most recent year's available data.

2018 INSTRUCTIONAL ANNUAL PROGRAM PLANNING WORKSHEET

General Enrollment

SLOCCCD Program Review Data - Enrollment

Department: Course: Dual Enrollment: Prison:



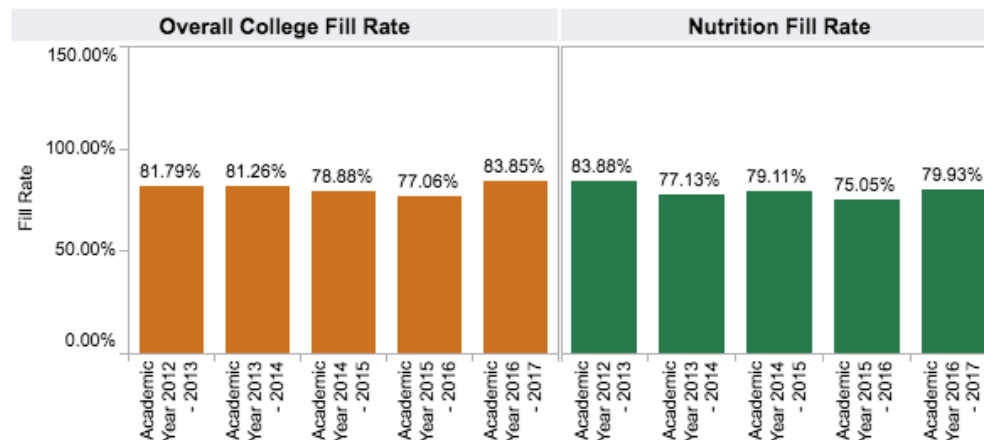
Enrollments decreased some with effort to become more efficient and rotating courses (218). Enrollments have increased this current academic year.

2018 INSTRUCTIONAL ANNUAL PROGRAM PLANNING WORKSHEET

General Student Demand (Fill Rate)

SLOCCCD Program Review Data - Student Demand (Fill Rate)

Department: Course: Dual Enrollment: Prison:

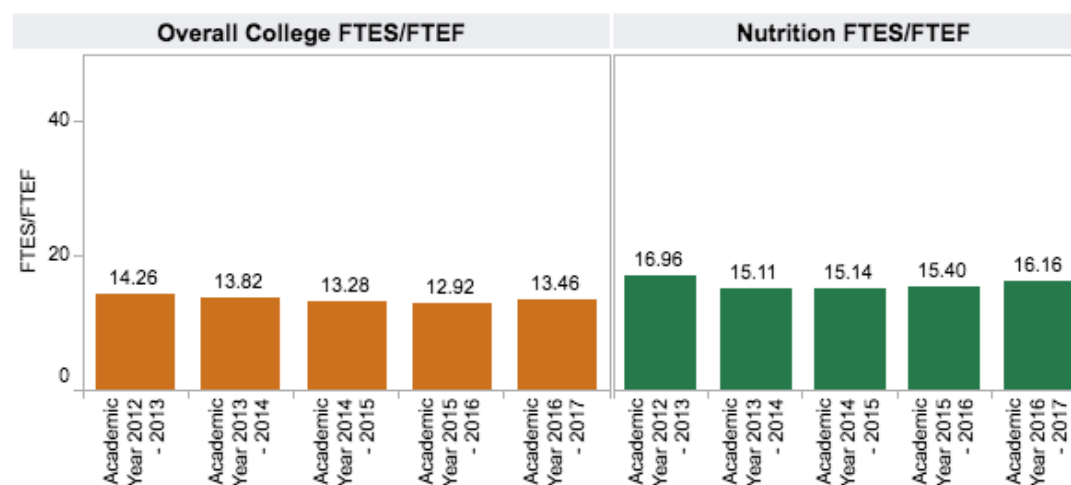


Fill rates increased, with even greater increases (Ryan's more current email data) this current academic year).

General Efficiency (FTES/FTEF)

SLOCCCD Program Review Data - Efficiency (FTES/FTEF)

Department: Course: Dual Enrollment: Prison:

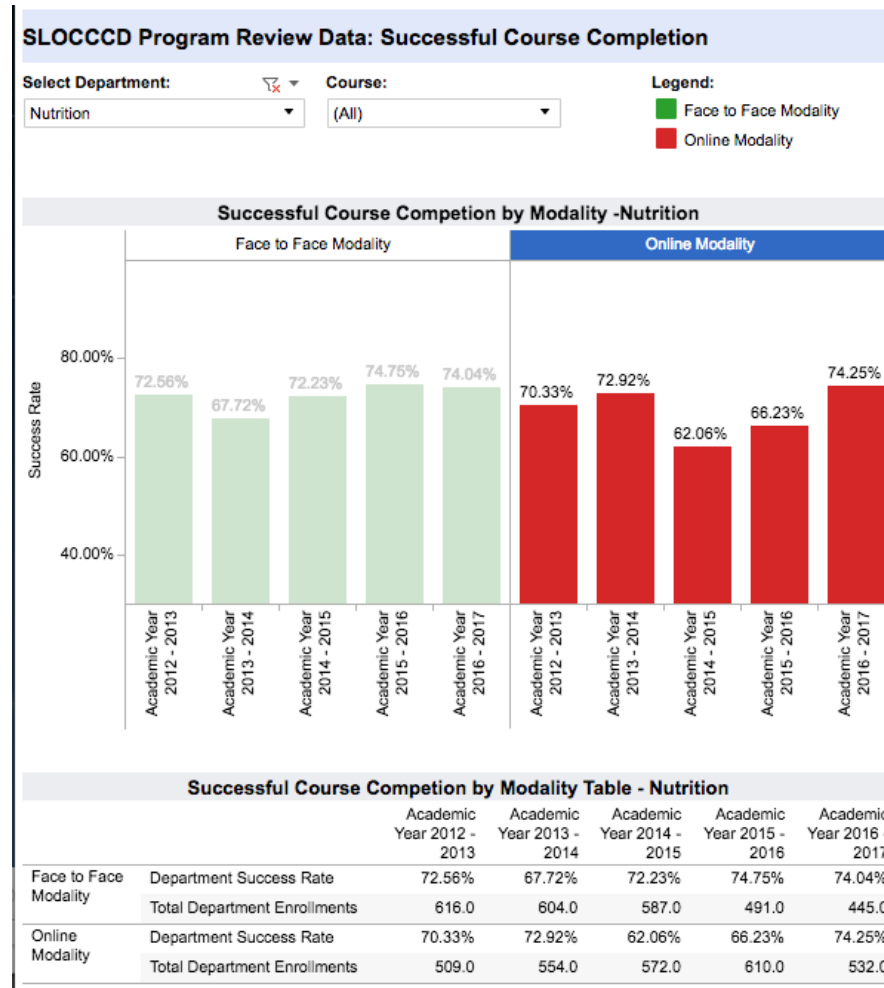


Efficiency increased, with even greater increases (Ryan's more current email data) this current academic year). Nutrition was the most efficient department on campus at the beginning of this

2018 INSTRUCTIONAL ANNUAL PROGRAM PLANNING WORKSHEET

semester (almost 20).

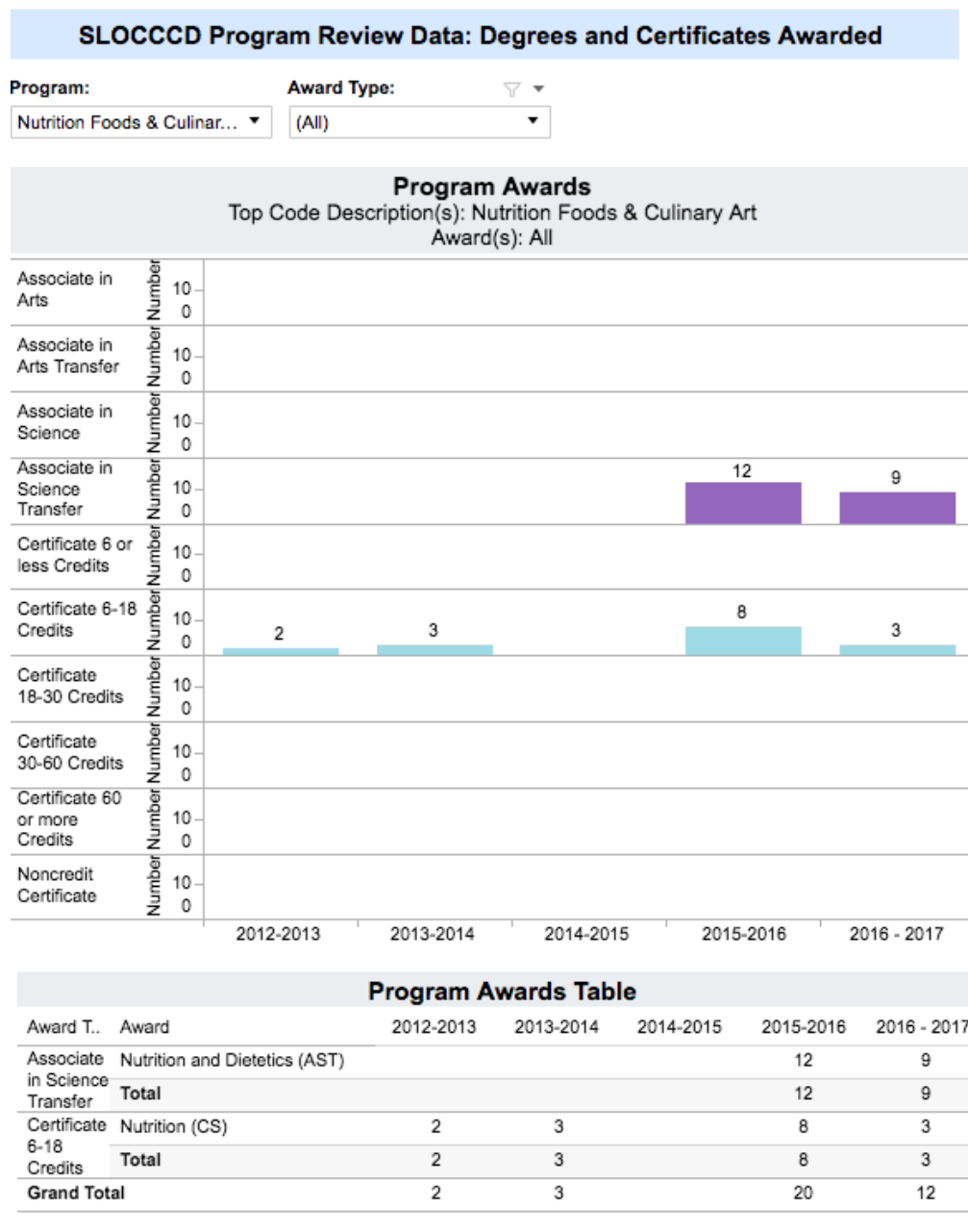
Student Success—Course Modality



Online modality student success is increasing.

2018 INSTRUCTIONAL ANNUAL PROGRAM PLANNING WORKSHEET

Degrees and Certificates Awarded



ADT degree earners should be increasing this year due to the recent high number of students in capstone courses.

General Student Success – Course Completion

Review the [Disaggregated Student Success](#) charts; include any charts that you will reference. Describe any departmental or pedagogical outcomes that have occurred as a result of programmatic discussion regarding the data presented.

2018 INSTRUCTIONAL ANNUAL PROGRAM PLANNING WORKSHEET

SLOCCCD Program Review Data: Successful Course Completion

Select Department:

Nutrition

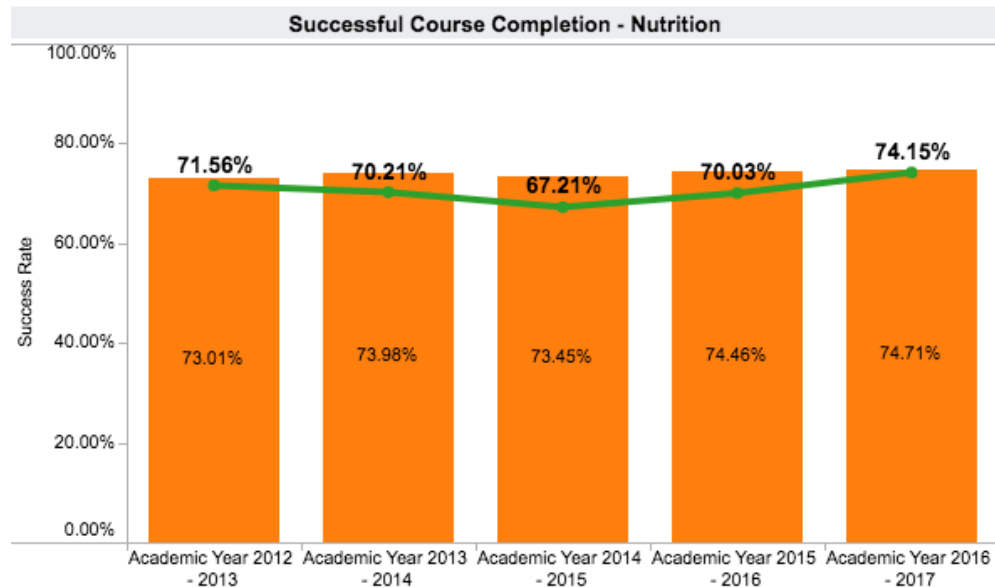
COURSE

(All)

Legend:

Department Success Rate

Overall College Success Rate



Nutrition Success Rate Table

	Academic Year 2012 - 2013	Academic Year 2013 - 2014	Academic Year 2014 - 2015	Academic Year 2015 - 2016	Academic Year 2016 - 2017
Department Success..	71.56%	70.21%	67.21%	70.03%	74.15%
Total Enrollments	1,125	1,158	1,159	1,101	977

Student success is higher than all previous years provided.

OTHER RELEVANT PROGRAM DATA (OPTIONAL)

Provide and comment on any other data that is relevant to your program such as state or national certification/licensure exam results, employment data, etc. If necessary, describe origin and/or data collection methods used.

PROGRAM OUTCOMES ASSESSMENT CHECKLIST AND NARRATIVE

CHECKLIST:

- ☒ SLO assessment cycle calendar is up to date.
- ☒ All courses scheduled for assessment have been assessed in eLumen.
- ☒ Program Sustainability Plan progress report completed (if applicable).

2018 INSTRUCTIONAL ANNUAL PROGRAM PLANNING WORKSHEET

NARRATIVE:

Briefly describe program changes, if any, which have been implemented in the previous year as a direct result of the Program or Student Services Learning Outcomes Assessment. *If no program changes have been made as results of Program or Student Services Learning Outcomes Assessment, indicate: NONE.*

No additional curriculum changes have been needed, but many opportunities for student internships, NEAT (Nutrition Education Action Team) peer education in the health center run by the Nutrition Dept., volunteerism, and nutrition club work is happening!

Courses meet many needs:

Nutrition Courses (All Transferable)	General Ed Science	ADT Core	ADT Section B	ADT Elective	CSU Area E GE	C-ID Descriptor	Part of Nutrition Certificate	Degrees and Certificates course is included	Diversity	Articulates with Cal Poly	Elective for any degree
NUTR 210 (General) Nutrition	X	X			X	X	X	Nutrition and Dietetics ADT AG Business ADT Exercise Science Fitness, Health, Nutrition Kinesiology Nutrition Certificate <i>Required for Cal Poly SLO Nutrition degree</i> Pre-nursing degree		X	X
NUTR 211 Nutrition for Health Professionals	X			X			X	Pre-Nursing degree Fitness, Health, Nutrition Nutrition Certificate			X
NUTR 218 Maternal and Child Nutrition				X			X	Pre-Nursing degree Nutrition Certificate			X
NUTR 222 Food and Culture			X				X	Nutrition and Dietetics ADT Nutrition Certificate <i>Required for Cal Poly SLO Nutrition degree</i>	X	X	X
NUTR 224 Gerontological Nutrition				X			X	Nutrition Certificate			X
NUTR 230 Nutrition for Fitness and Sport				X			X	Personal Training Exercise Science Fitness, Health, Nutrition Nutrition Certificate			X
NUTR 232 Food Principles w/Lab			X			X	X	Nutrition and Dietetics ADT Nutrition Certificate		x	X

2018 INSTRUCTIONAL ANNUAL PROGRAM PLANNING WORKSHEET

PROGRAM PLANNING / FORECASTING FOR THE NEXT ACADEMIC YEAR

Briefly describe any program plans for the upcoming academic year. These may include, but are not limited to the following: (Note: you do not need to respond to each of the items below). If there are no forecasted plans for the program, for the upcoming year, indicate: NONE.

- A. New or modified plans for achieving program-learning outcomes.
- B. Anticipated changes in curriculum, scheduling or delivery modality
- C. Levels, delivery or types of services
- D. Facilities changes
- E. Staffing projections
- F. Other

The Nutrition program clearly supports the Institutional Goals, Objectives, and Outcomes. The Associate Degree for Transfer in Nutrition is causing an increase in the enrollment of NUTR 210, NUTR 222, and NUTR 232. Staffing projections include a need for another full-time tenure track position in Nutrition. Nutrition is the third largest department, according to enrollment, out of the twenty-two department cluster- behind Business and ECE. The department's strategies for responding to the predicted budget and FTES target for the next academic year is to add primarily Nutrition 210 courses when the college wants to "chase FTES" and to decrease the number of lower-enrolled specialty courses to increase the FTES/FTEF efficiency ratio. The department would offer a forum (large lecture) class if we could have a prime time slot. The department has already adjusted Program Learning Outcomes and the curriculum of the Nutrition certificate to account for offering lower enrolled classes less often in order to increase the Nutrition department's efficiency to try to reach 20 again, which occurred this semester!

New: The FT department faculty member has been working with PT faculty and CMC, CCC, and Dual Enrollment faculty to build back a culinary program at Cuesta College. Three culinary courses were re-activated and 20 inmates graduated with certificates in December 2017.