

2024 INSTRUCTIONAL ANNUAL PROGRAM PLANNING WORKSHEET

CURRENT YEAR: 2024

PROGRAM(S): RECREATION ADMINISTRATION

CLUSTER: Cluster 4: Health & Wellness, Skilled Trades & Technology

AREA OF STUDY: KINESIOLOGY, HEALTH SCIENCES, AND ATHLETICS

LAST YEAR CPPR COMPLETED: Click here to enter text.

NEXT SCHEDULED CPPR: 2026

CURRENT DATE: 3/1/2024

The Annual Program Planning Worksheet (APPW) is the process for:

- reviewing, analyzing and assessing programs on an annual basis
- documenting relevant program changes, trends, and plans for the upcoming year
- identifying program needs, if any, that will become part of the program's **Resource Plan**, which can be downloaded from this **SharePoint folder**. Please review the **Resource Allocation Rubric** when preparing the resource plan.
- highlighting specific program accomplishments and updates since last year's APPW tracking progress on a Program Sustainability Plan if established previously.

Note: Degrees and/or certificates for the *same* program *may be consolidated* into one APPW.

This APPW encompasses the following programs of study (degrees and/or certificates):

Recreation Administration

GENERAL PROGRAM UPDATE

Describe changes and improvements to the program, such as changes to the mission, purpose, or direction. Indicate any changes that have been made to address equity gaps.

Changes have been made to how the classes are offered as far as time frame. For example, in fall of 2023, REC 203 Sports Programming was offered as a 12-week course which started the fifth week of the fall semester. This allowed students to take the course as a late start and in an online format and provided more scheduling options.

PROGRAM SUSTAINABILITY PLAN UPDATE

Was a Program Sustainability Plan established in your program's most recent Comprehensive Program Plan and Review?

Yes If yes, please complete the Program Sustainability Plan Progress Report below.

No If no, you do not need to complete a Progress Report.

If you selected yes, please complete the Program Sustainability Plan Progress Report below after

you complete the Data Analysis section. That data collection and analysis will help you to update, if necessary, your Program Sustainability Plan.

DATA ANALYSIS AND PROGRAM-SPECIFIC MEASUREMENTS

Your responses to the prompts for the data elements below should be for the entire program. If this APPW is for multiple degrees and/or certificates, then you MAY want to comment on each degree and/or certificate or discuss them holistically for the entire program being sure to highlight relevant trends for particular degrees and/or certificates if necessary. Responses in this document need only reference the most recent year's available data.

A. **General Enrollment (Insert Aggregated Data Chart)**

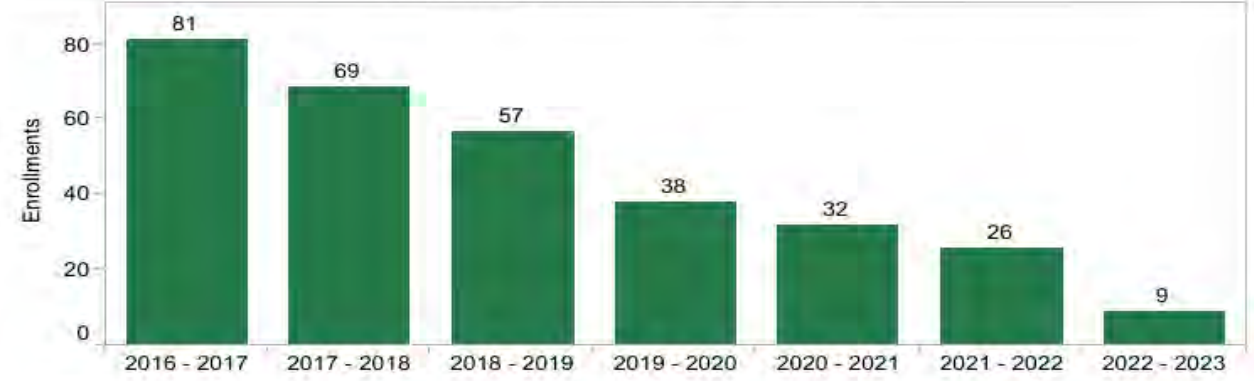
Insert the data chart and explain observed differences between the program and the college. *General Enrollment for the Recreation Administration program has gone down dramatically. Since COVID the program has declined in enrollments. Unfortunately, the enrollment is down 65%. This is the overall enrollment for the entire program. The courses in the program include REC 201, REC 203, REC 204, and REC 205. Due to low enrollment of REC 203 in spring of 2023 the course was cancelled and offered in the fall of 2023.*

Recreation Administration Overall Program Enrollment which includes REC 201, 203, 204, and 205

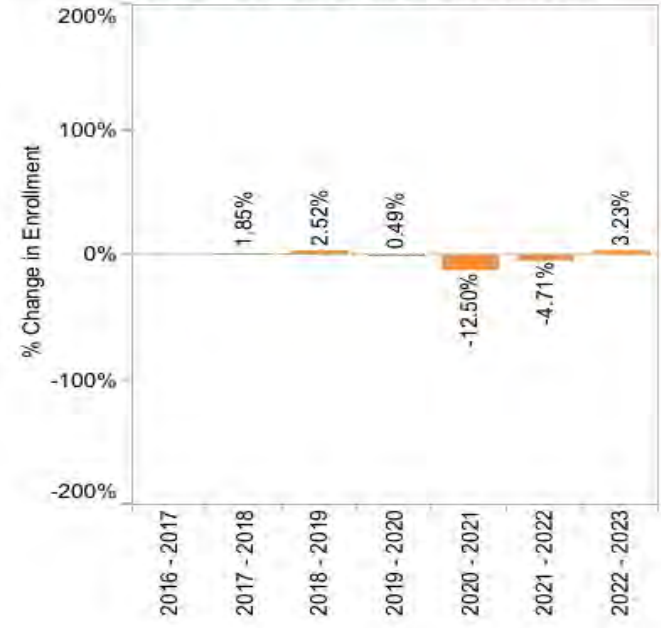
SLOCCCD Program Review Data - Enrollment

Department: Recreation Administration **Course:** All **Dual Enrollment:** All **Prison:** All
Region: All **TERM:** All

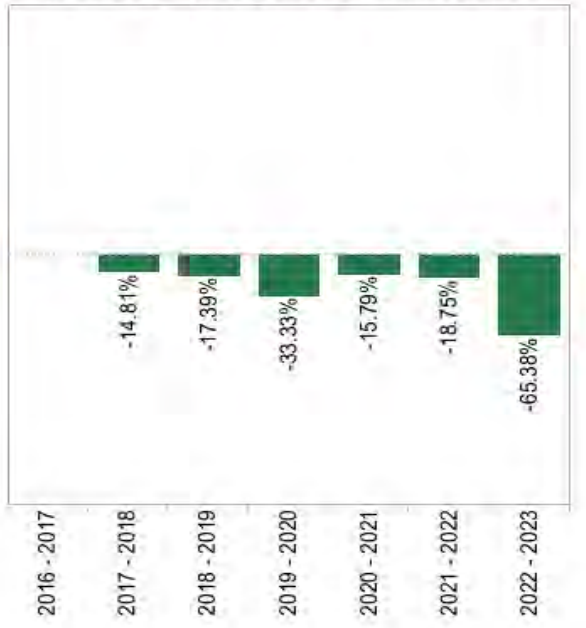
Recreation Administration Enrollments



% Change - Overall College Enrollments



% Change - Recreation Administration



Enrollment: Duplicated count of students who completed greater than 0 units in positive attendance courses or were present on census for all other accounting methods.

Breaking Overall Enrollment by Class:

REC 201: Introduction to Recreation and Leisure Services Enrollments

SLOCCCD Program Review Data - Enrollment

Department:
Recreation Administration

Course:
REC 201

Dual Enrollment:
All

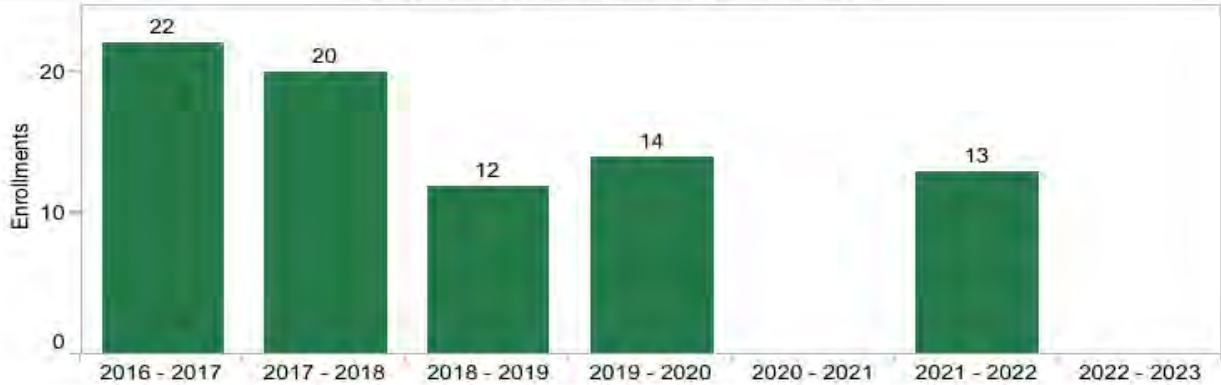
Prison:
All

Region: All

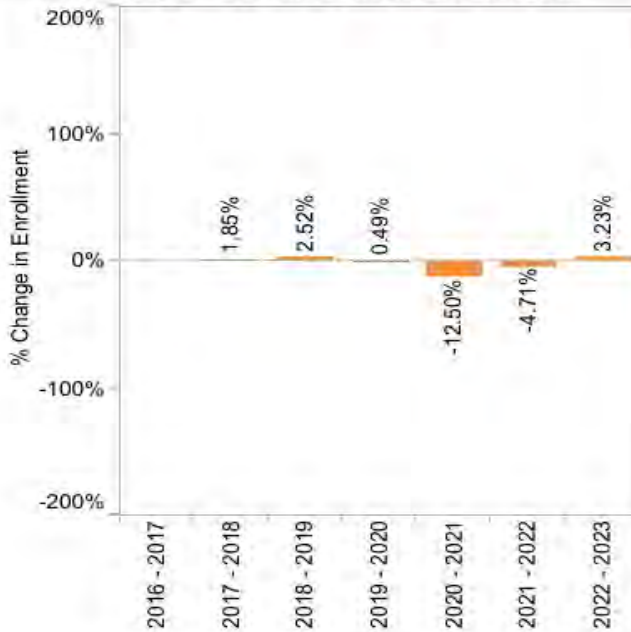
TERM

All

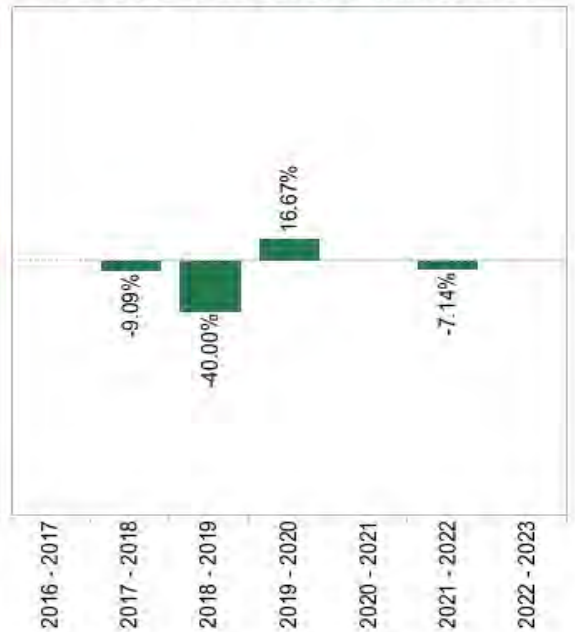
Recreation Administration Enrollments



% Change - Overall College Enrollments



% Change - Recreation Administration



Enrollment: Duplicated count of students who completed greater than 0 units in positive attendance courses or were present on census for all other accounting methods.

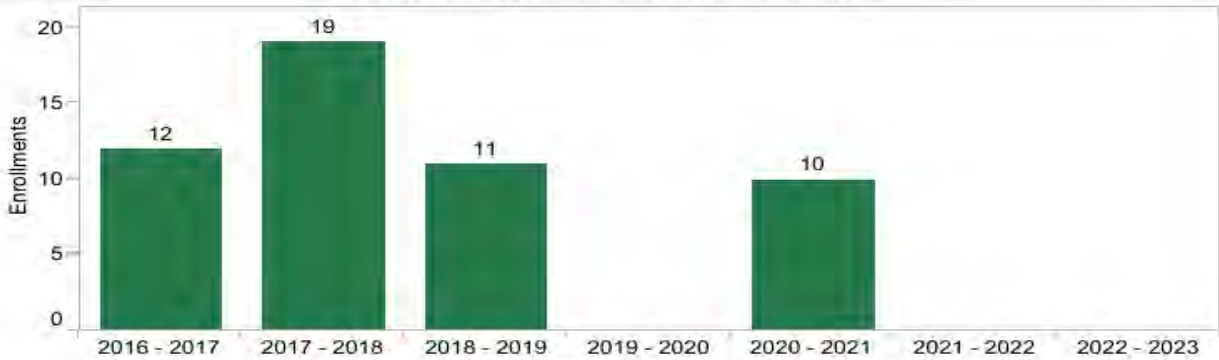
REC 203: Sports Programming Enrollments

SLOCCCD Program Review Data - Enrollment

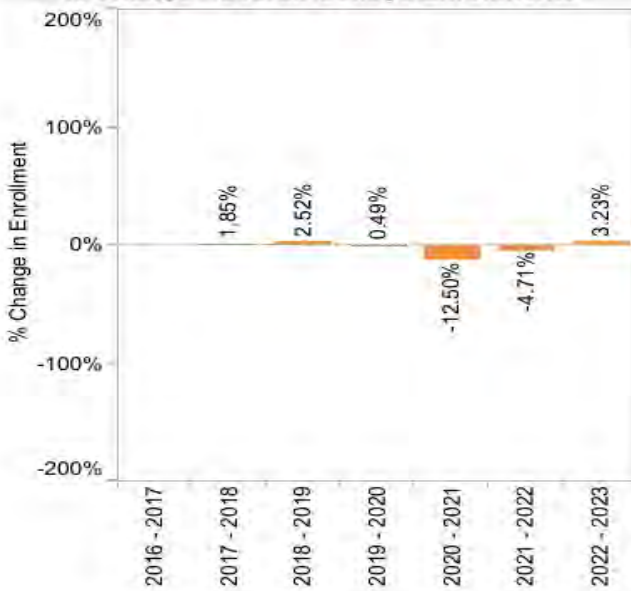
Department: Recreation Administration Course: REC 203 Dual Enrollment: All Prison: All

Region: All TERM: All

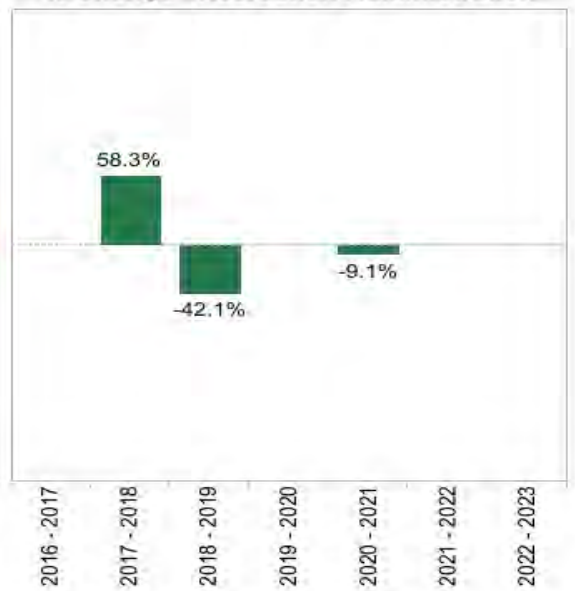
Recreation Administration Enrollments



% Change - Overall College Enrollments



% Change - Recreation Administration



Enrollment: Duplicated count of students who completed greater than 0 units in positive attendance courses or were present on census for all other accounting methods.

REC 204: Recreation Program Planning Enrollments

SLOCCCD Program Review Data - Enrollment

Department:
Recreation Administration

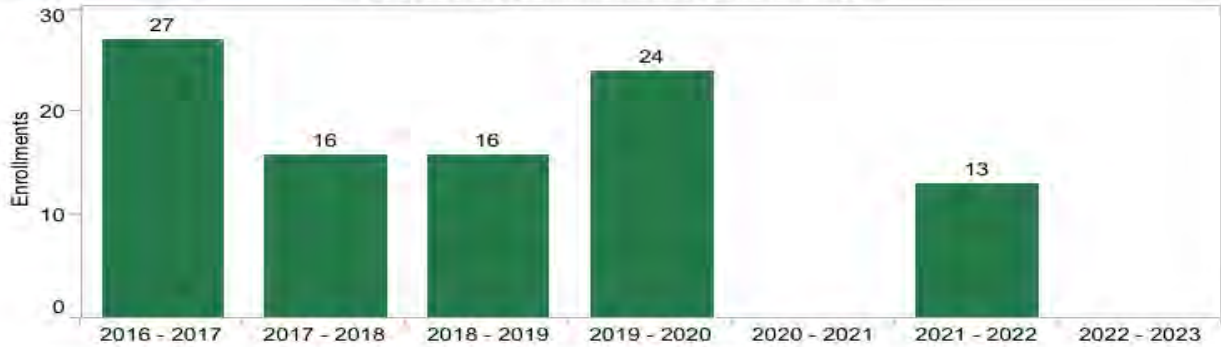
Course:
REC 204

Dual Enrollment:
All

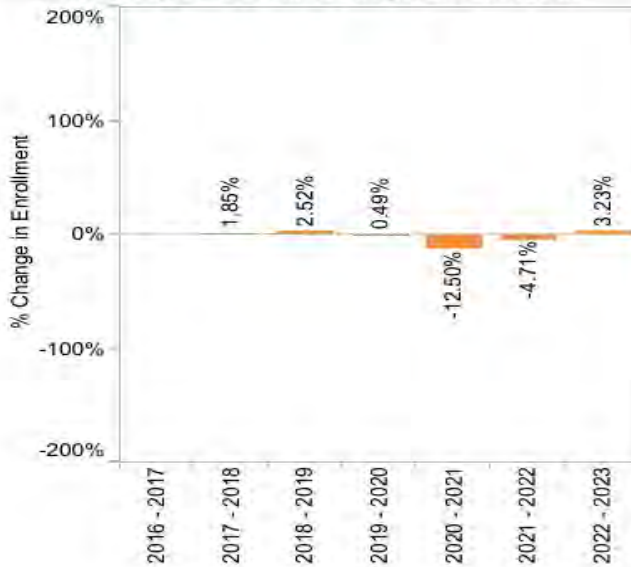
Prison:
All

Region: All TERM All

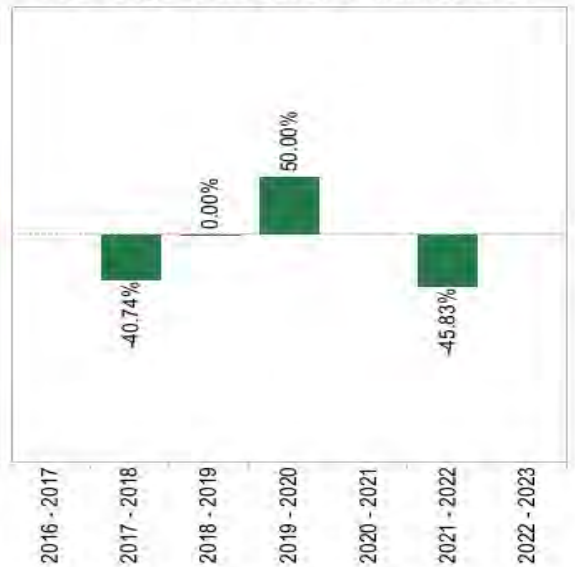
Recreation Administration Enrollments



% Change - Overall College Enrollments



% Change - Recreation Administration



Enrollment: Duplicated count of students who completed greater than 0 units in positive attendance courses or were present on census for all other accounting methods.

REC 205: Leadership and Diverse Groups Enrollments

SLOCCCD Program Review Data - Enrollment

Department:
Recreation Administration

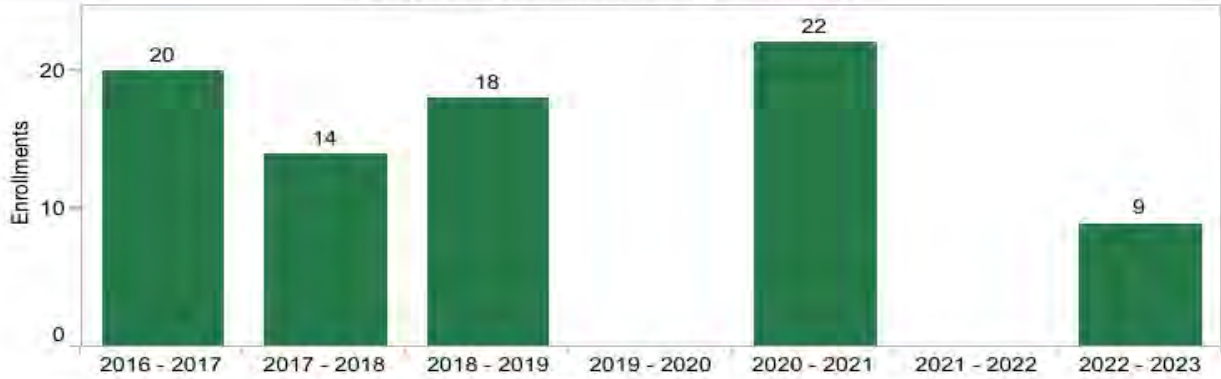
Course:
REC 205

Dual Enrollment:
All

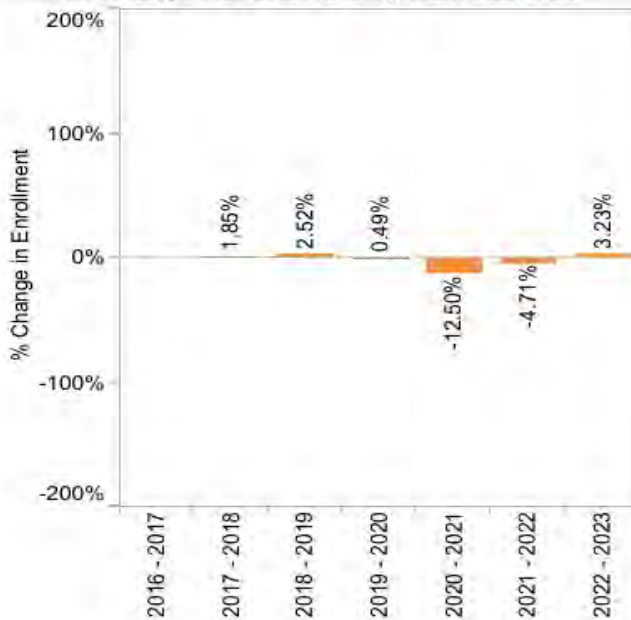
Prison:
All

Region: All TERM All

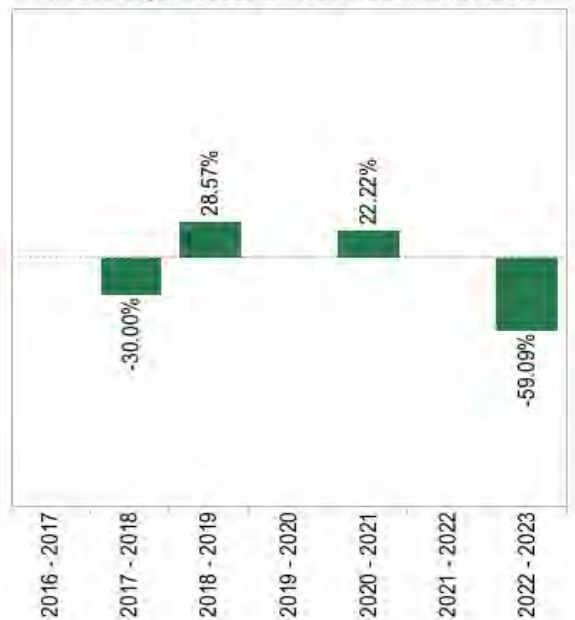
Recreation Administration Enrollments



% Change - Overall College Enrollments



% Change - Recreation Administration



Enrollment: Duplicated count of students who completed greater than 0 units in positive attendance courses or were present on census for all other accounting methods.

B. General Student Demand (Fill Rate) (Insert Aggregated Data Chart)

Insert the data chart and explain observed differences between the program and the college.

General Fill Rates are down at 36%. The college fill rate is 76%. There has been a steady decline in fill rates for the program which includes the four classes of REC 201, 203, 204, and 205.

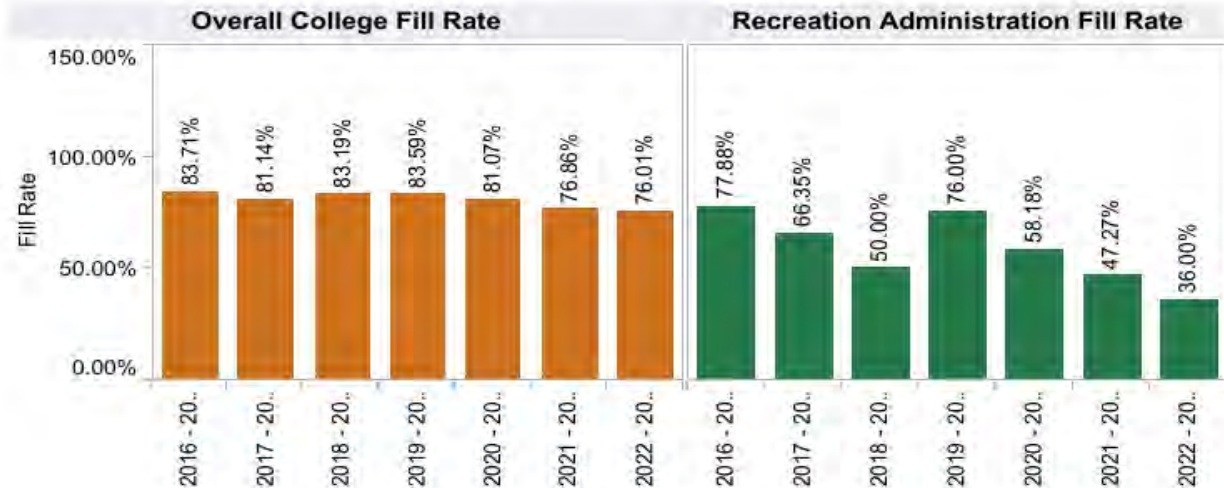
SLOCCCD Program Review Data - Student Demand (Fill Rate)

Department:
Recreation Administration

Course:
All

Dual Enrollment:
All

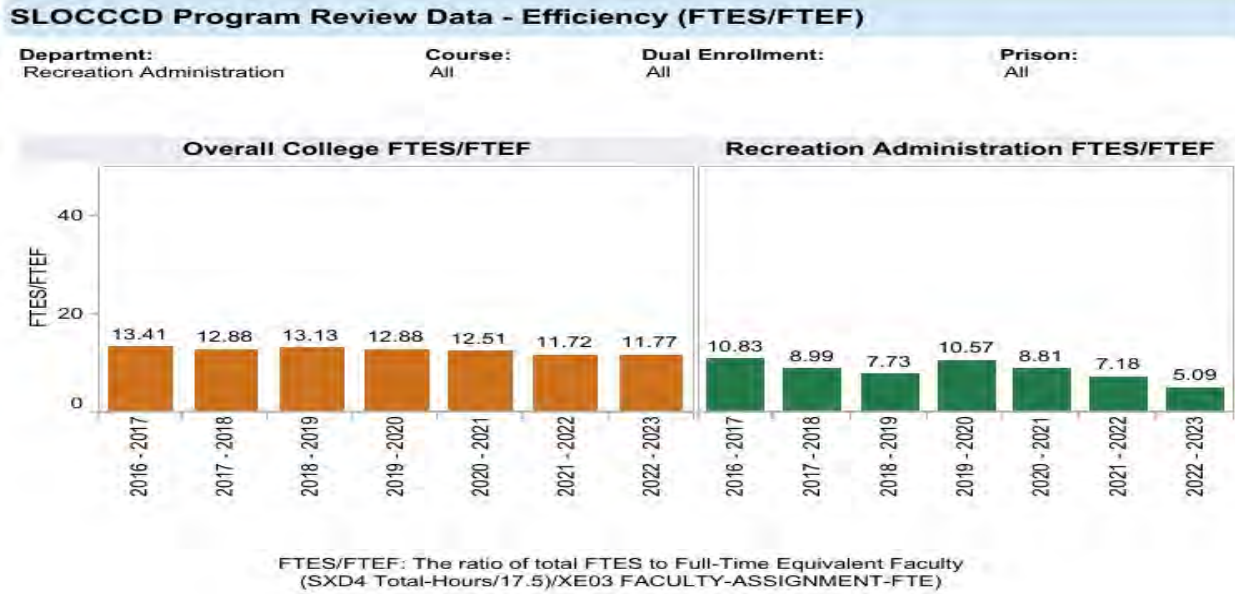
Prison:
All



Fill Rate: The ratio of enrollments to class limits. Cross listed class limits are adjusted appropriately. Also, courses with zero class limits are excluded from this measure.

C. **General Efficiency (FTES/FTEF) (Insert Aggregated Data Chart)**

Insert the data chart and explain observed differences between the program and the college.



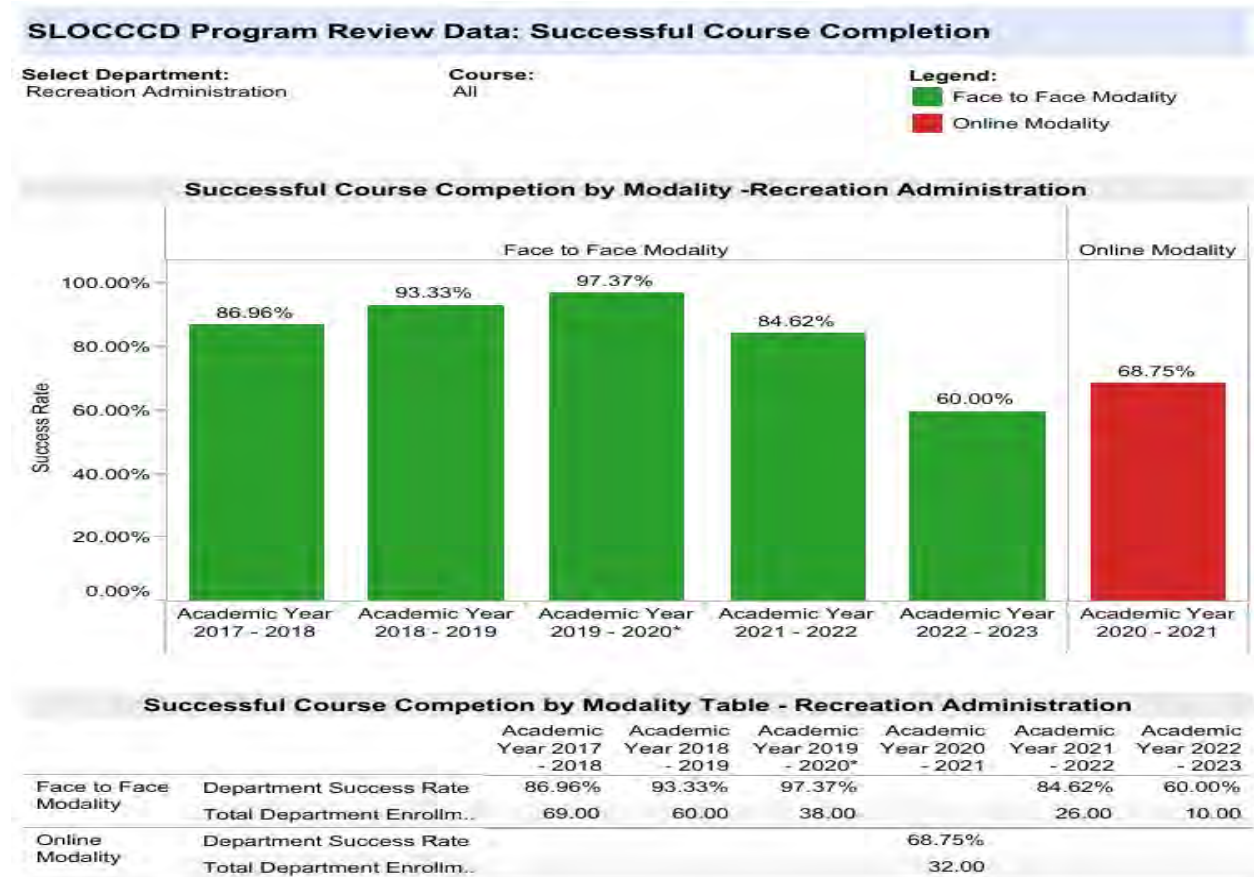
The graph above shows general efficiency is down at 5.09 while the college is at 11.77.

D. **Student Success—Course Completion by Modality (Insert Data Chart)**

Insert the data chart and explain observed differences between the program and the college.

All Courses REC 201, 203, 204, and 205

Classes are offered both face-to-face and online. Overall, the student success rate has decreased in all courses. For the academic year of 2022-2023, there was an overall success rate of 60% for face-to-face Modality.



REC 201: Introduction to Recreation and Leisure Services: Recent success rate for face-to-face was 77%.

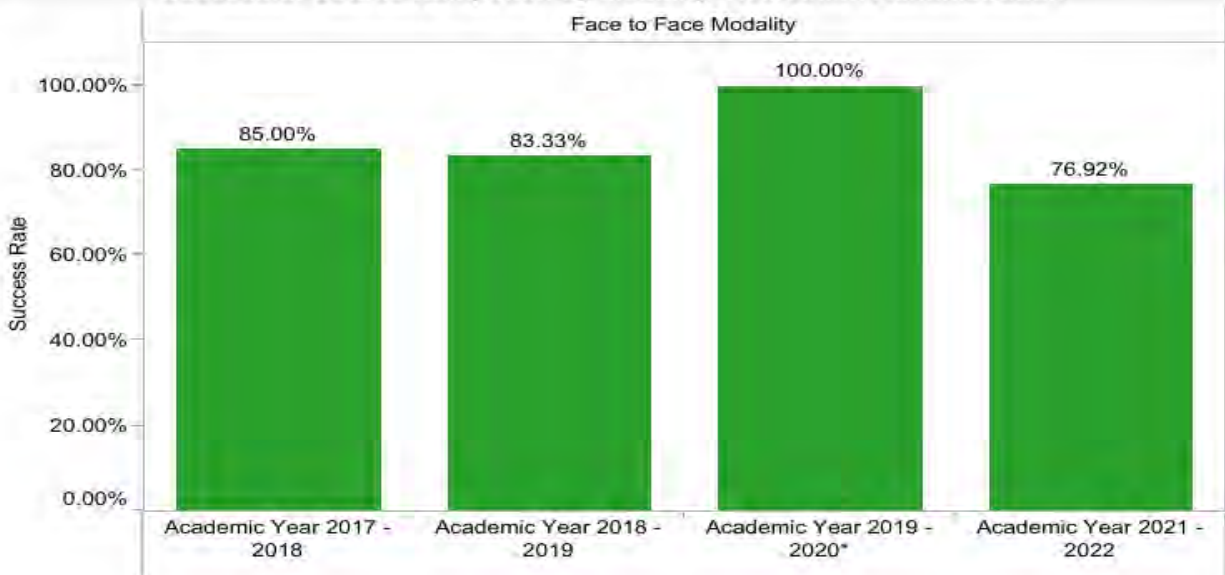
SLOCCCD Program Review Data: Successful Course Completion

Select Department:
Recreation Administration

Course:
REC201

Legend:
■ Face to Face Modality

Successful Course Completion by Modality -Recreation Administration



Successful Course Completion by Modality Table - Recreation Administration

		Academic Year 2017 - 2018	Academic Year 2018 - 2019	Academic Year 2019 - 2020*	Academic Year 2020 - 2021	Academic Year 2021 - 2022	Academic Year 2022 - 2023
Face to Face Modality	Department Success Rate	86.96%	93.33%	97.37%		84.62%	60.00%
	Total Department Enrollm..	69.00	60.00	38.00		26.00	10.00
Online Modality	Department Success Rate				68.75%		
	Total Department Enrollm..				32.00		

For REC 201, Academic Year of 2022-2

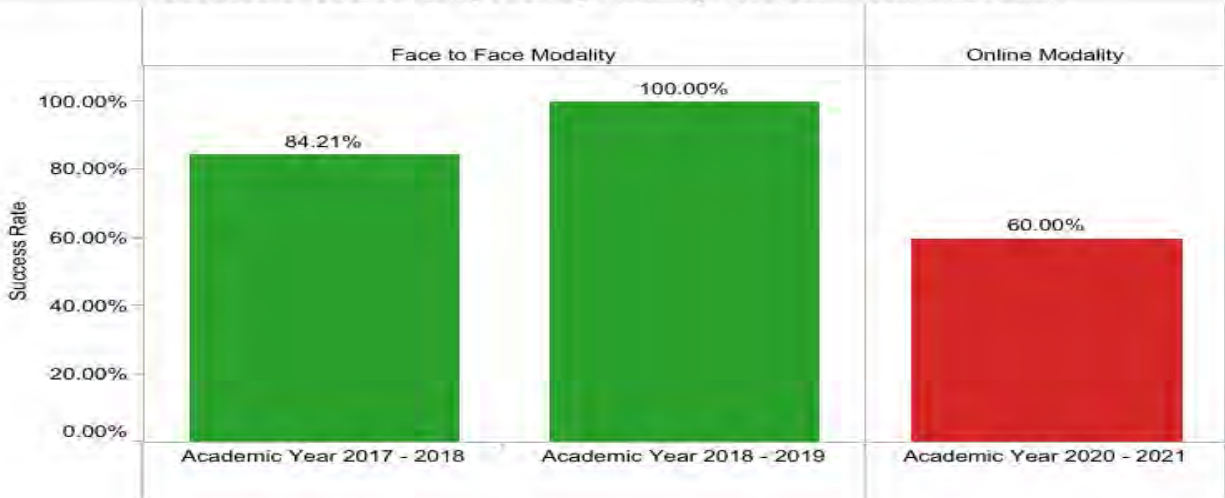
SLOCCCD Program Review Data: Successful Course Completion

Select Department:
Recreation Administration

Course:
REC203

Legend:
■ Face to Face Modality
■ Online Modality

Successful Course Completion by Modality -Recreation Administration



Successful Course Completion by Modality Table - Recreation Administration

		Academic Year 2017 - 2018	Academic Year 2018 - 2019	Academic Year 2019 - 2020*	Academic Year 2020 - 2021	Academic Year 2021 - 2022	Academic Year 2022 - 2023
Face to Face Modality	Department Success Rate	86.96%	93.33%	97.37%		84.62%	60.00%
	Total Department Enrollm..	69.00	60.00	38.00		26.00	10.00
Online Modality	Department Success Rate				68.75%		
	Total Department Enrollm..				32.00		

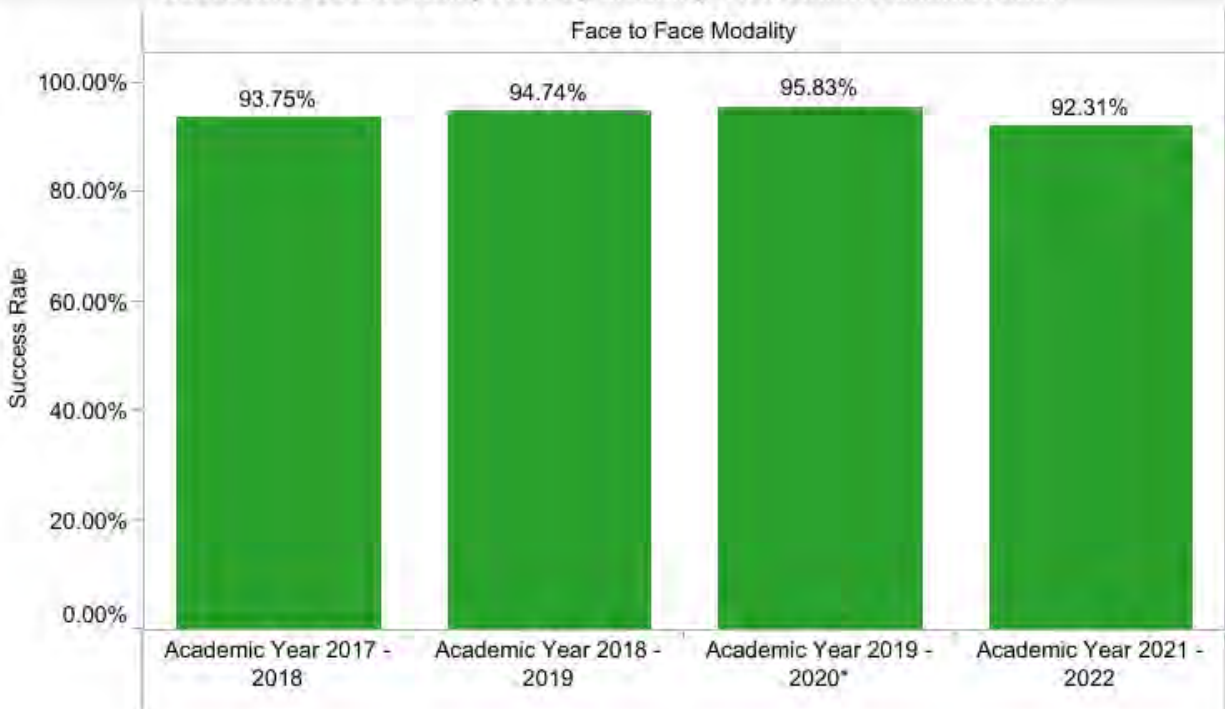
SLOCCCD Program Review Data: Successful Course Completion

Select Department:
Recreation Administration

Course:
REC204

Legend:
■ Face to Face Modality

Successful Course Completion by Modality -Recreation Administration



Successful Course Completion by Modality Table - Recreation Administration

		Academic Year 2017 - 2018	Academic Year 2018 - 2019	Academic Year 2019 - 2020*	Academic Year 2020 - 2021	Academic Year 2021 - 2022	Academic Year 2022 - 2023
Face to Face Modality	Department Success Rate	86.96%	93.33%	97.37%		84.62%	60.00%
	Total Department Enrollm..	69.00	60.00	38.00		26.00	10.00
Online Modality	Department Success Rate				68.75%		
	Total Department Enrollm..				32.00		

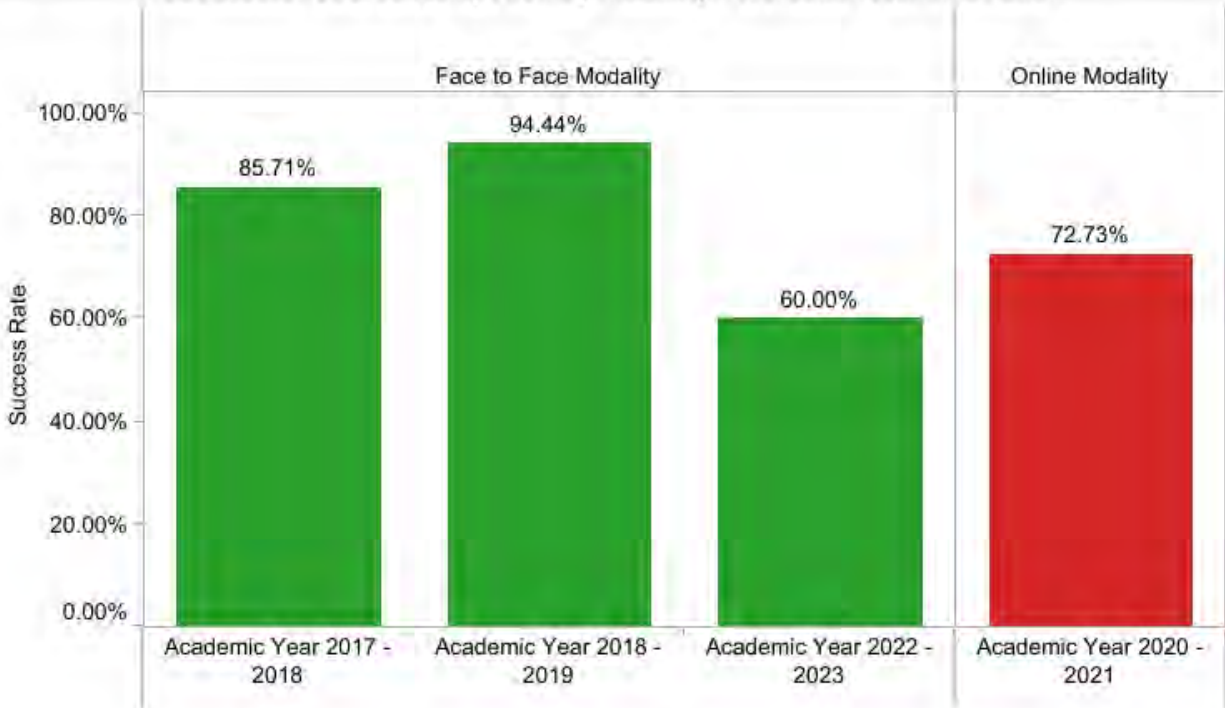
SLOCCCD Program Review Data: Successful Course Completion

Select Department:
Recreation Administration

Course:
REC205

Legend:
■ Face to Face Modality
■ Online Modality

Successful Course Completion by Modality -Recreation Administration

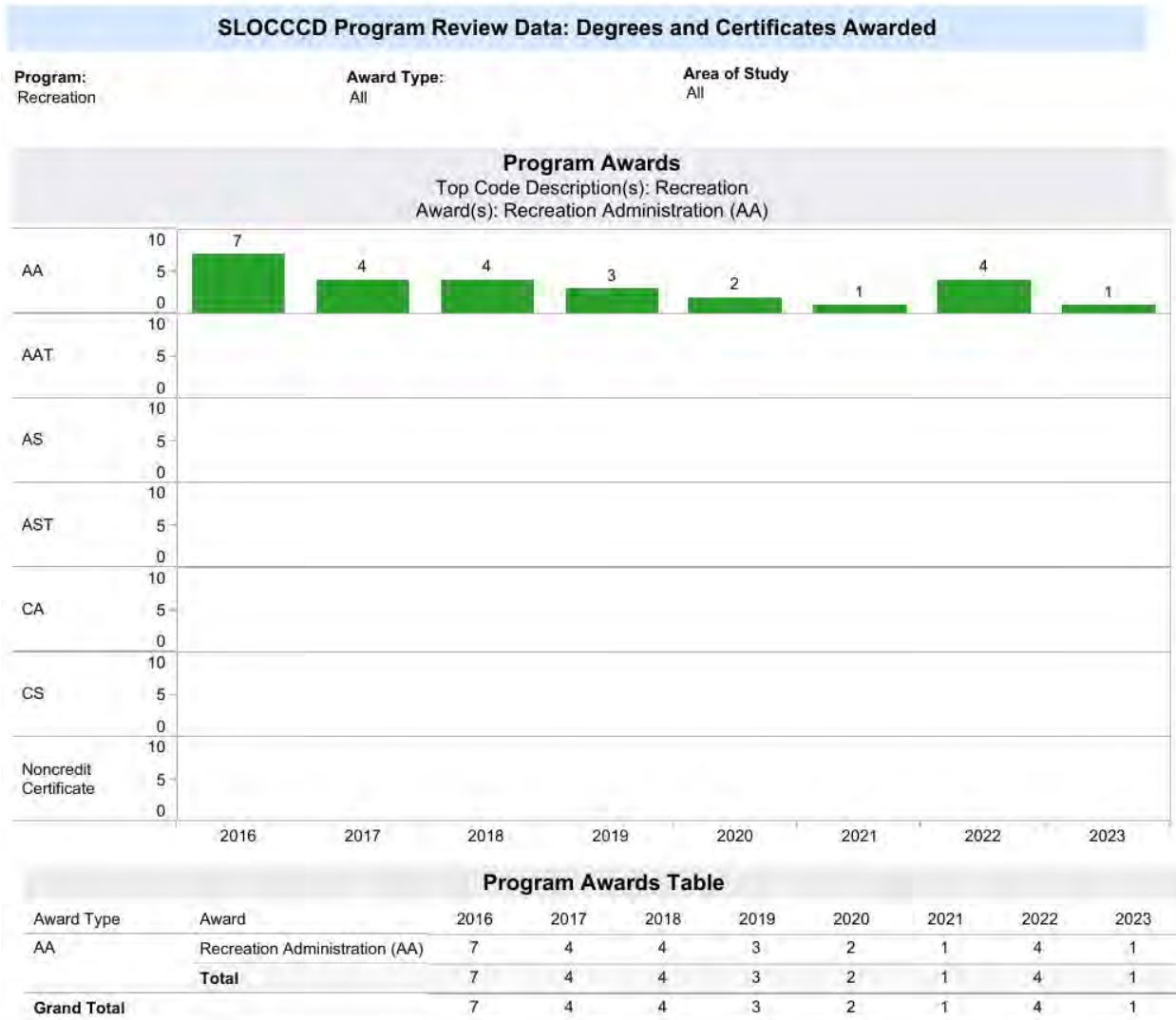


Successful Course Completion by Modality Table - Recreation Administration

		Academic Year 2017 - 2018	Academic Year 2018 - 2019	Academic Year 2019 - 2020*	Academic Year 2020 - 2021	Academic Year 2021 - 2022	Academic Year 2022 - 2023
Face to Face Modality	Department Success Rate	86.96%	93.33%	97.37%		84.62%	60.00%
	Total Department Enrollm..	69.00	60.00	38.00		26.00	10.00
Online Modality	Department Success Rate				68.75%		
	Total Department Enrollm..				32.00		

E. **Degrees and Certificates Awarded (Insert Data Chart)**

Insert the data chart and explain observed differences between the program and the college.



Program Awards: The number of degrees and certificates awarded by program type

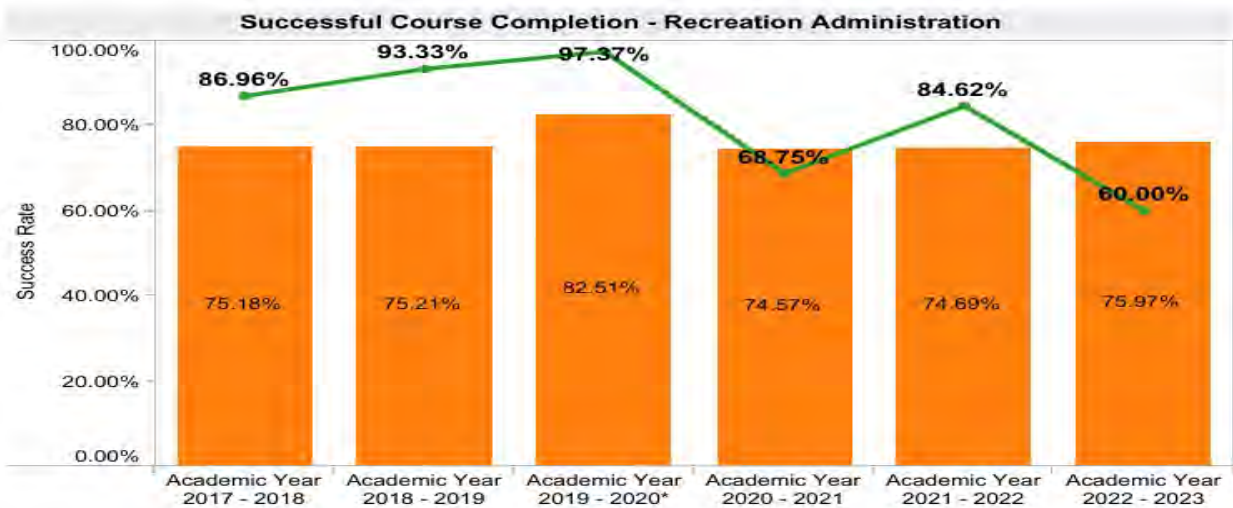
A total of one degree was awarded for Recreation Administration in 2023.

F. **General Student Success – Course Completion (Insert Aggregated Data Chart)**

Insert the data chart and explain observed differences between the program and the college.

SLOCCCD Program Review Data: Successful Course Completion

Select Department: Recreation Administration TERM: All
 Measure Names: Department Success Rate (Green), Overall College Success Rate (Orange)
 COURSE: All

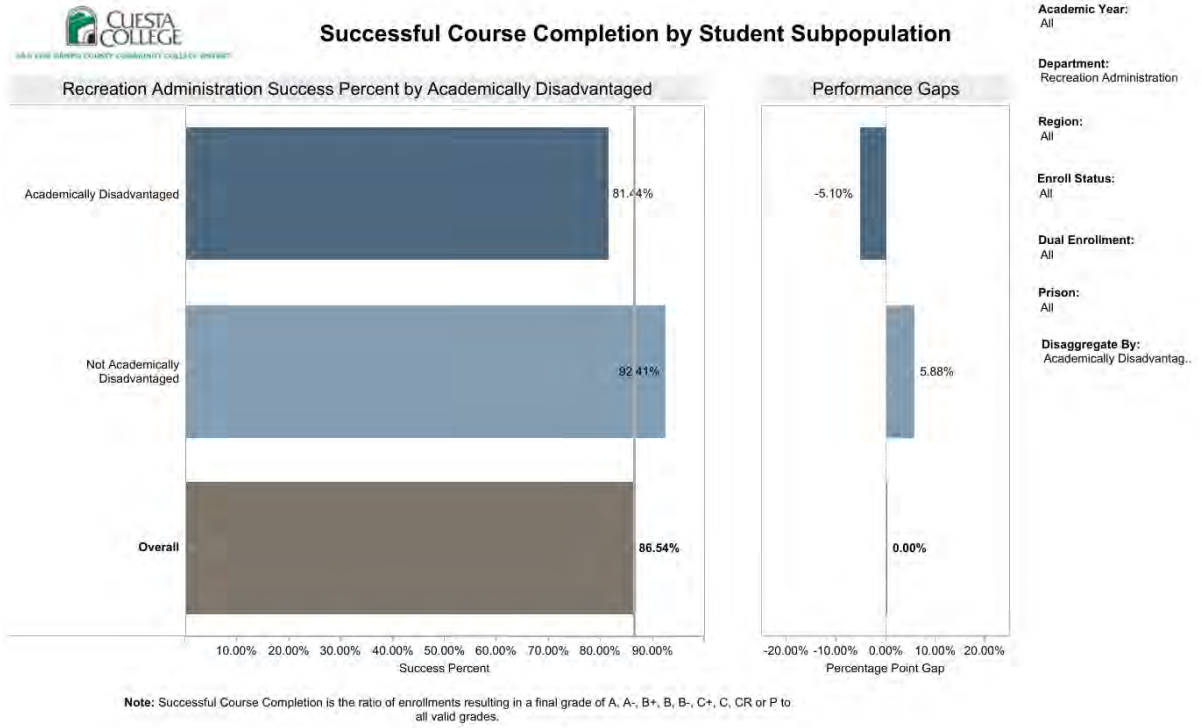


	Academic Year 2017 - 2018	Academic Year 2018 - 2019	Academic Year 2019 - 2020*	Academic Year 2020 - 2021	Academic Year 2021 - 2022	Academic Year 2022 - 2023
Department Success..	86.96%	93.33%	97.37%	68.75%	84.62%	60.00%
Total Enrollments	69	60	38	32	26	10

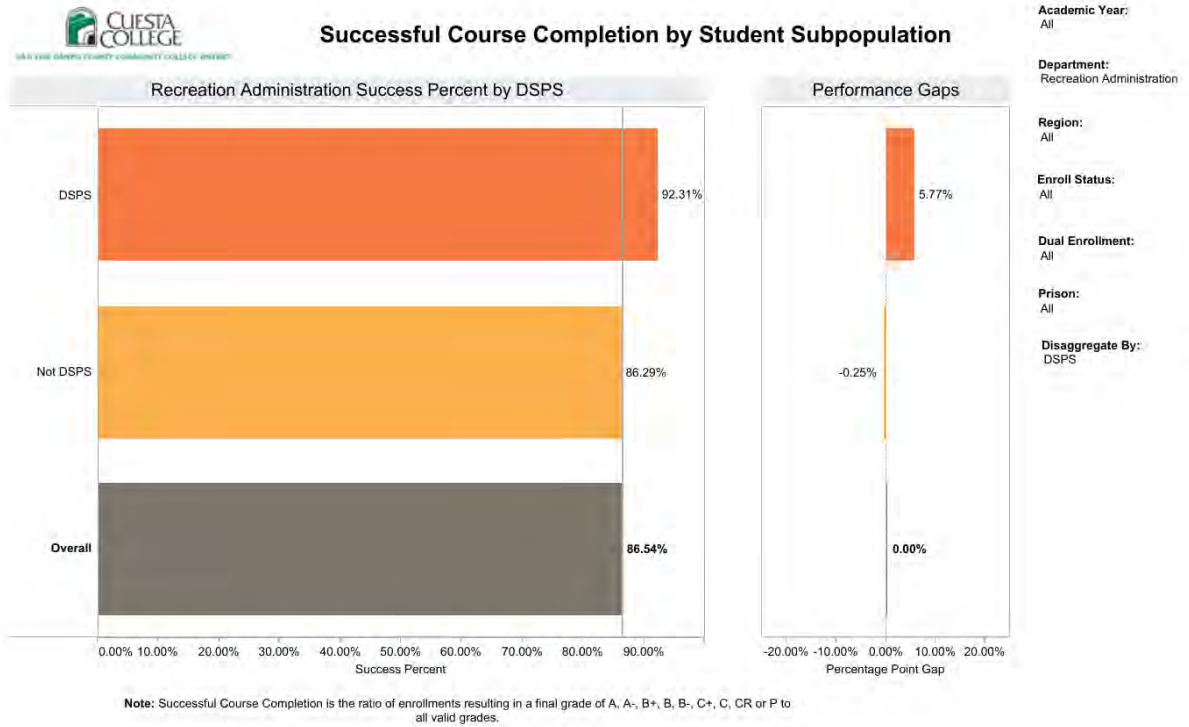
Success: The Percentage of student enrollments resulting in a final grade of "C" or better

Overall student success is at 60% which is below the college at 76% for the 2022-2023 academic year.

G. Review the **Disaggregated Student Success** charts; include any charts that you will reference. Describe any departmental or pedagogical outcomes that have occurred as a result of programmatic discussion regarding the data presented.



H.

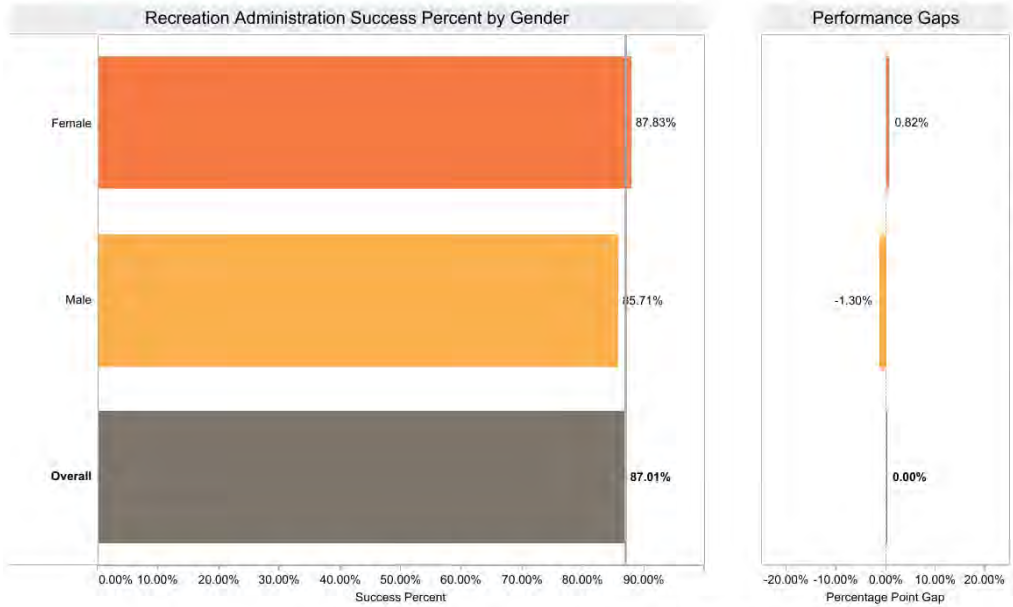


I.



Successful Course Completion by Student Subpopulation

Academic Year: All
 Department: Recreation Administration
 Region: All
 Enrollment Status: All
 Dual Enrollment: All
 Prison: All
 Disaggregate By: Gender



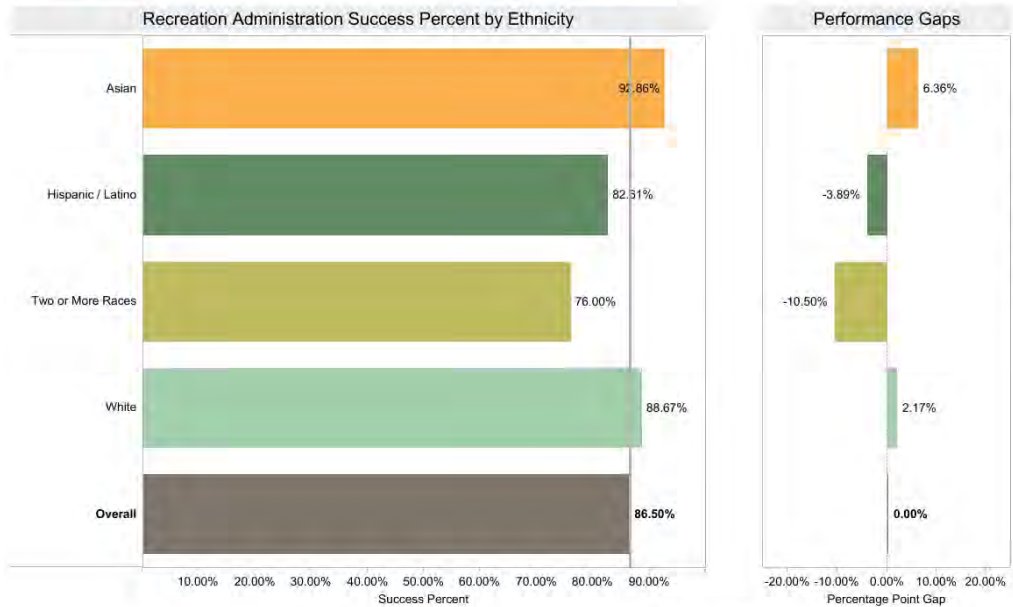
Note: Successful Course Completion is the ratio of enrollments resulting in a final grade of A, A-, B+, B, B-, C+, C, CR or P to all valid grades.

J.



Successful Course Completion by Student Subpopulation

Academic Year: All
 Department: Recreation Administration
 Region: All
 Enrollment Status: All
 Dual Enrollment: All
 Prison: All
 Disaggregate By: Ethnicity



Note: Successful Course Completion is the ratio of enrollments resulting in a final grade of A, A-, B+, B, B-, C+, C, CR or P to all valid grades.

The following are some questions you might want to consider: Four were reviewed which included Academically Disadvantaged, DSPS, Gender, and Ethnicity,

- What specific groups are experiencing inequities? Those who were academically disadvantaged were listed at -5% while those who were not were listed at 5.8%. Students who were DSPS students were at 5% in performance gaps. Male were more likely than female to have a small percentage gap. Asian, Hispanic, and individuals with two or more races were listed as having a performance gap. What patterns do you notice in the data? How have the equity gaps changed since the previous academic year? All academic years were reviewed for the data above.
- What professional opportunities are your program faculty participating in to address closing equity gaps?
- What strategies, policies and/or practices in your program have you implemented or what could be improved to better support students who experience equity gaps? Training and courses provided by the college.

PROGRAMS AND CURRICULUM REVIEW PROGRESS

A. FOR THE FOLLOWING QUESTIONS, PLEASE REFER TO THE 5-YEAR UPDATE CALENDAR IN THE **CURRICULUM REVIEW WORKSHEET** (OR CLASSIC TEMPLATE IF YOUR LAST CPPR WAS CONDUCTED BEFORE 2023) FROM YOUR MOST RECENT CPPR.

1. LIST THOSE PROGRAMS OF STUDY (DEGREES AND/OR CERTIFICATES) AND COURSES THAT WERE SCHEDULED FOR MAJOR OR MINOR MODIFICATION DURING THE ____ YEAR IN THE 5-YEAR CALENDAR OF THE CURRICULUM REVIEW WORKSHEET.

THE PROGRAMS CURRICULUM REVIEW WILL BE COMPLETED IN 2026. THERE HAVE BEEN NO CHANGES TO THE PROGRAM IN THE PAST 5 YEARS.

2. FROM THE LIST GENERATED IN #1, IDENTIFY THOSE PROGRAMS OF STUDY AND COURSES THAT UNDERWENT THE SCHEDULED MODIFICATIONS DURING THE ____ YEAR. COMPLETE THE TABLE BELOW FOR THOSE ITEMS ONLY.

Program of Study OR Prefix and Course #	Major/Minor Modification (select one)	Date completed (semester and year)

3. FROM THE LIST GENERATED IN #1, IDENTIFY THOSE PROGRAMS OF STUDY AND COURSES THAT DID **NOT** UNDERGO THE MODIFICATIONS FOR WHICH THEY WERE SCHEDULED DURING THE ____ YEAR. COMPLETE THE TABLE BELOW FOR THOSE ITEMS ONLY.

PROGRAM OF STUDY OR PREFIX AND COURSE #	PAST DUE DATE FOR MODIFICATION	BRIEFLY STATE WHY MODIFICATION WAS NOT COMPLETED ON SCHEDULE	RE-SCHEDULED DATE FOR MODIFICATION (MUST BE WITHIN 1

			YEAR)

B. FOR THE FOLLOWING QUESTIONS, PLEASE REFER TO PART A, #3 OF THE PREVIOUS YEAR’S APPW (PLEASE ALSO REFER TO ANY APPW COMPLETED SINCE YOUR MOST RECENT CPPR WHICH HAVE INCOMPLETE CURRICULUM UPDATES THAT AREN’T ALREADY REFERENCED IN THE PREVIOUS YEAR’S APPW).

LIST THOSE PROGRAMS OF STUDY AND COURSES THAT ARE LISTED IN PREVIOUS APPW THAT WERE LISTED UNDER #3. COMPLETE THE TABLE BELOW FOR THOSE ITEMS ONLY. IF THERE WERE NO COURSES INCLUDED UNDER #3 OF PREVIOUS APPW, PLEASE TYPE “N/A” IN THE FIRST ROW OF THE TABLE.

PROGRAM OF STUDY OR PREFIX AND COURSE #	PAST DUE DATE FOR MODIFICATION	RE-SCHEDULED DATE FOR MODIFICATION	COMPLETED (YES OR NO)

FROM THE LIST GENERATED IN #1, IDENTIFY THOSE PROGRAMS OF STUDY AND COURSES THAT DID **NOT** UNDERGO THE MODIFICATIONS FOR WHICH THEY WERE SCHEDULED DURING THE ____ YEAR. COMPLETE THE TABLE BELOW FOR THOSE ITEMS ONLY. YOU MAY LEAVE THIS TABLE BLANK IF YOU WROTE “N/A” FOR THE PREVIOUS TABLE.

PROGRAM OF STUDY OR PREFIX AND COURSE #	PAST RE-SCHEDULED DUE DATE FOR MODIFICATION	BRIEFLY STATE WHY MODIFICATION WAS NOT COMPLETED AS RESCHEDULED	SECOND RE-SCHEDULED DATE FOR MODIFICATION (MUST BE WITHIN 6 MONTHS)

OTHER RELEVANT PROGRAM DATA (OPTIONAL)

Provide and comment on any other data that is relevant to your program such as state or national certification/licensure exam results, employment data, etc. If necessary, describe origin and/or data collection methods used.

PROGRAM OUTCOMES ASSESSMENT CHECKLIST AND NARRATIVE

CHECKLIST

- SLO assessment cycle calendar is up to date.
- All courses scheduled for assessment have been assessed in eLumen.

- Program Sustainability Plan progress report completed (if applicable).

NARRATIVE

Briefly describe program changes, if any, which have been implemented in the previous year as a direct result of the Program or Student Services Learning Outcomes Assessment. *If no program changes have been made as results of Program or Student Services Learning Outcomes Assessment, indicate: NONE.*

None

PROGRAM PLANNING / FORECASTING FOR THE NEXT ACADEMIC YEAR

Briefly describe any program plans for the upcoming academic year. These may include but are not limited to the following: *(Note: you do not need to respond to each of the items below). If there are no forecasted plans for the program, for the upcoming year, indicate: NONE.*

- A. New or modified plans for achieving program-learning outcomes and addressing equity gaps. In the next year, there needs to be a change in the program for growth. It would be helpful if the college guided faculty to marketing and promotion of the program. There is a possibility that the program could be combined into the Hospitality major, and this could be a discussion in the near future for the program.
- B. Anticipated changes in curriculum, scheduling, or delivery modality. There is a possibility that one class could be removed from the program. REC 203 Sports Programming may be removed and replaced with another class. Also, combining the program with the Hospitality program could be a positive outcome for Recreation Administration.
- C. Levels, delivery or types of services:
- D. Facilities changes: Currently 1100 or 1032 is used for the classroom space. Better desks in classroom 1032 for student safety and comfort should be considered.
- E. Staffing projections: No staffing projections currently. It would be helpful to connect with the Hospitality program and discuss options to work together.
- F. Other

PROGRAM SUSTAINABILITY PLAN PROGRESS REPORT

This section only needs to be completed if a program has an existing Program Sustainability Plan. Indicate whether objectives established in your Program Sustainability Plan have been addressed or not, and if improvement targets have been met.

Area of Decline or Challenge	Identified Objective (Paste from PSP)	Planning Steps (Check all that apply)	Has the Improvement Target Been Met?
Enrollment		<input type="checkbox"/> Identified <input type="checkbox"/> Resources Allocated <input type="checkbox"/> Implemented	Select one
Student Demand (Fill Rate)		<input type="checkbox"/> Identified <input type="checkbox"/> Resources Allocated <input type="checkbox"/> Implemented	Select one
Efficiency (FTES/FTEF)		<input checked="" type="checkbox"/> Identified <input type="checkbox"/> Resources Allocated <input type="checkbox"/> Implemented	Select one
Student Success – Course Completion		<input type="checkbox"/> Identified <input type="checkbox"/> Resources Allocated <input type="checkbox"/> Implemented	Select one
Student Success – Course Modality		<input type="checkbox"/> Identified <input type="checkbox"/> Resources Allocated <input type="checkbox"/> Implemented	Select one
Degrees and Certificates Awarded		<input type="checkbox"/> Identified <input type="checkbox"/> Resources Allocated <input type="checkbox"/> Implemented	Select one

If Program Sustainability Plan is still necessary, provide a brief description of how you plan to continue your PSP and update your PSP to remove any objectives that have been addressed and include any new objectives that are needed.