



CUESTA
COLLEGE

SLOCCCD
Institutional
Effectiveness
Outcomes
Report

October 1

2013

This report provides measurements of Cuesta's Institutional Effectiveness Outcomes as well as an assessment of our current status vis-à-vis defined measures.

Institutional
Research

TABLE OF CONTENTS

Introduction.....	3
IEO #1: CCCCCO Scorecard Completion Rate	4
IEO #2: CCCCCO Scorecard Persistence Rate.....	5
IEO #3: CCCCCO Scorecard 30 Units Completed Rate	6
IEO #4: CCCCCO Scorecard Remedial ESL Rate.....	7
IEO #5: CCCCCO Scorecard Remedial English Rate	8
IEO #6: CCCCCO Scorecard Remedial Mathematics Rate.....	9
IEO #7: CCCCCO Scorecard Career Technical Education Rate	10
IEO #8: The Cuesta College student body is representative of its service area.....	11
IEO #9: Cuesta College promotes a campus climate that is inclusive and supportive of its diverse student body.	12
IEO #10: The District demonstrates appropriate management of its administrative services activities by obtaining an unqualified independent audit annually.....	13
APPENDIX A: Scorecard Data Specifications.....	14

Introduction

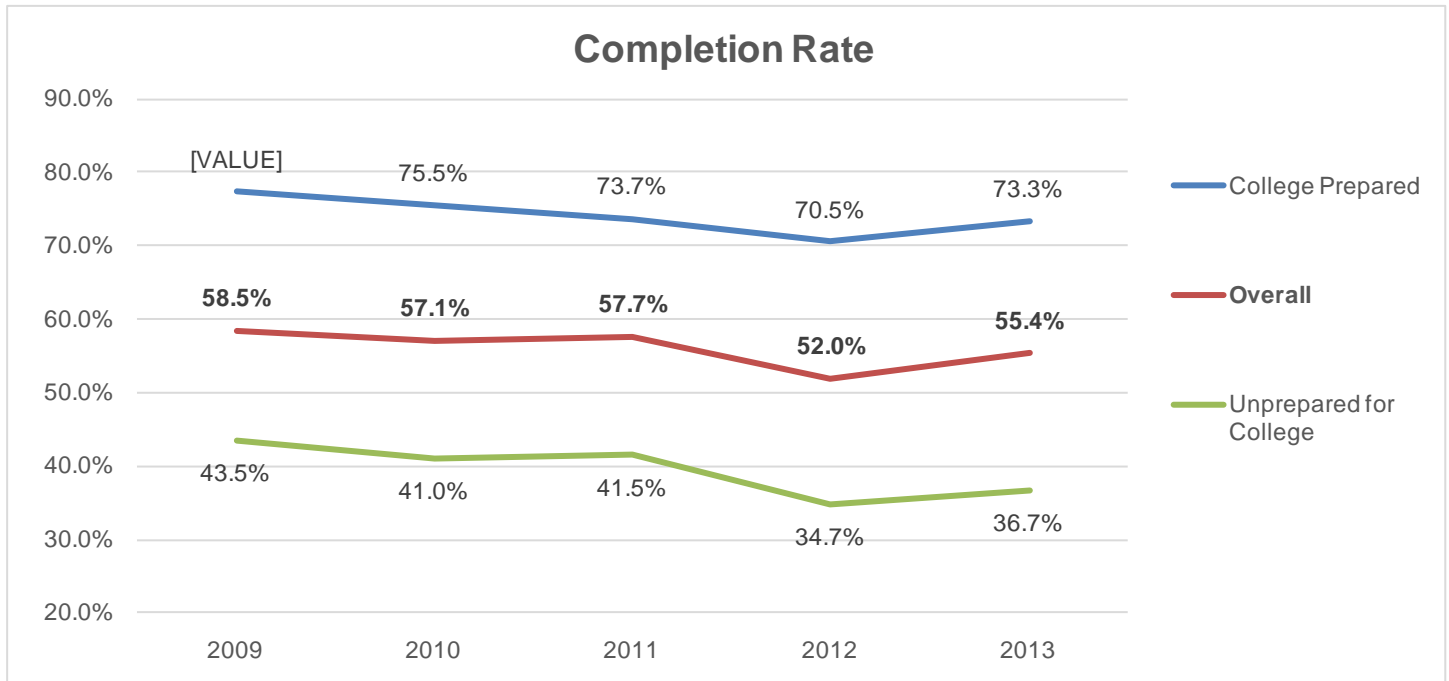
The 2013 Institutional Effectiveness Outcomes Report now utilizes the performance metrics of the Student Success Scorecard, replacing the historical ARCC measures as the source of information on key performance indicators identified by the California Community Colleges Chancellor's Office. While the purpose of the IEO Report is unchanged—continuing to provide the district and College Board Officials with a focused look at performance—the focus has shifted to one of self-comparison. According to the Chancellor's Office, “[e]ach college will now be compared to its own past performance rather than statewide averages or artificially created peer groups.”

The following Institutional Effectiveness Outcomes Report details this longitudinal self focus and gives as a reference point the methodology of each new metric. Recognizing that the processes of advancing Institutional Effectiveness far exceed the parameters of the macro view provided here, the IEO Report leads solely with the intention of expanding the collaborative district-wide dialogue on student and Institutional performance by providing specific and clear explanations of each new measurement.

As the performance metrics informing the first seven measures of Cuesta College's Institutional Effectiveness Outcomes have updated with the remodeling of the Student Success Scorecard, so too are the metrics updating for the measuring of Cuesta College's Institutional Effectiveness Outcome #9. Historically, the college has used the Noel Levitz Student Satisfaction Inventory as the performance indicator; however, the Community College Survey of Student Engagement (CCSSE) has replaced the Noel Levitz as Cuesta College's large scale student survey. The appropriate metric for measuring Cuesta College's Institutional Effectiveness Outcome #9 is currently being remodeled.

IEO #1: CCCCO Scorecard Completion Rate

DEFINITION: Percentage of degree and/or transfer-seeking students tracked for six years through 2011-12 who completed a degree, certificate or transfer related outcome.



DATA SOURCE: [California Community College Chancellor's Office Scorecard](#)

METHODOLOGY:

Cohort (First-time students with intent to complete, must have each of the following):

- Look systemwide to determine first-time status defined as a student who took a credit course in the CCC system for the first time. Students with prior enrollments outside the CCC system are excluded.
- Only students with valid SSN
- Units earned ≥ 6 at your college and/or anywhere in the system during first three years of enrollment. Units earned include completed courses with a grade of A, B, C, D or P
- Attempted a Math or English course in first three years

Outcomes (Achieve one or more of the following outcomes):

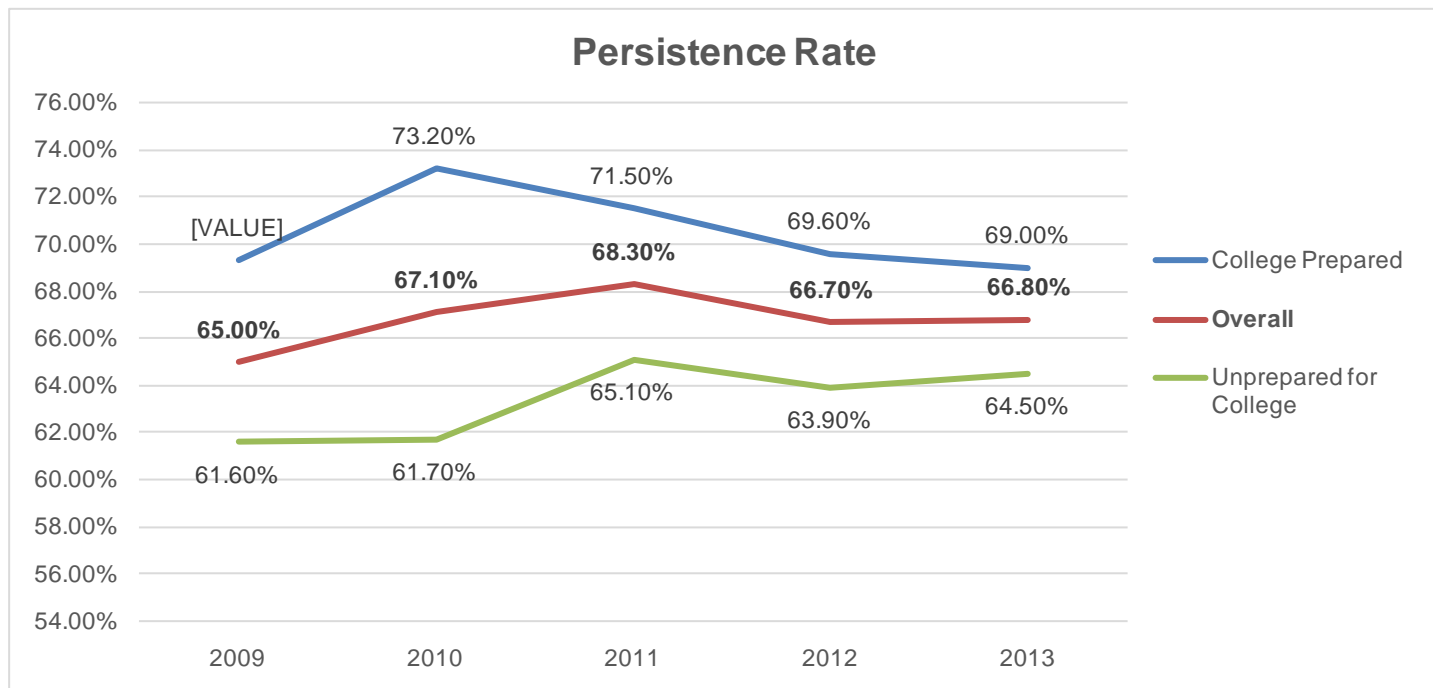
- Associate of Arts or Sciences Degree
- Credit Certificate
- Transfer Prepared
- Transferred to Four-Year Institution

Break out the cohort into two groups of students:

- Lowest attempted English or Math course was 'Prepared for College Level'
 - Lowest attempted English or Math course was 'Unprepared for College Level'
- See Appendix A for detailed methodology*

IEO #2: CCCC Scorecard Persistence Rate

DEFINITION: Percentage of degree and/or transfer-seeking students tracked for six years through 2011-12 who enrolled in the first three consecutive terms.



DATA SOURCE: [California Community College Chancellor's Office Scorecard](#)

METHODOLOGY:

Cohort (First-time students with intent to complete, must have each of the following):

- Look systemwide to determine first-time status. First-time status is defined as a student who took a credit course in the CCC system for the first time. Students with prior enrollments outside the CCC system are excluded.
- only students with valid SSN
- Units Earned >= 6 at your college and/or anywhere in the system during first three years of enrollment. Units earned include completed courses with a grade of A, B, C, D or P.
- Attempted a Math or English course during 3 year period.

Outcome (Achieve the following outcome):

- Persisted by attempting a credit course in the first subsequent three primary semester (or four quarter) terms.
- Course status = Credit

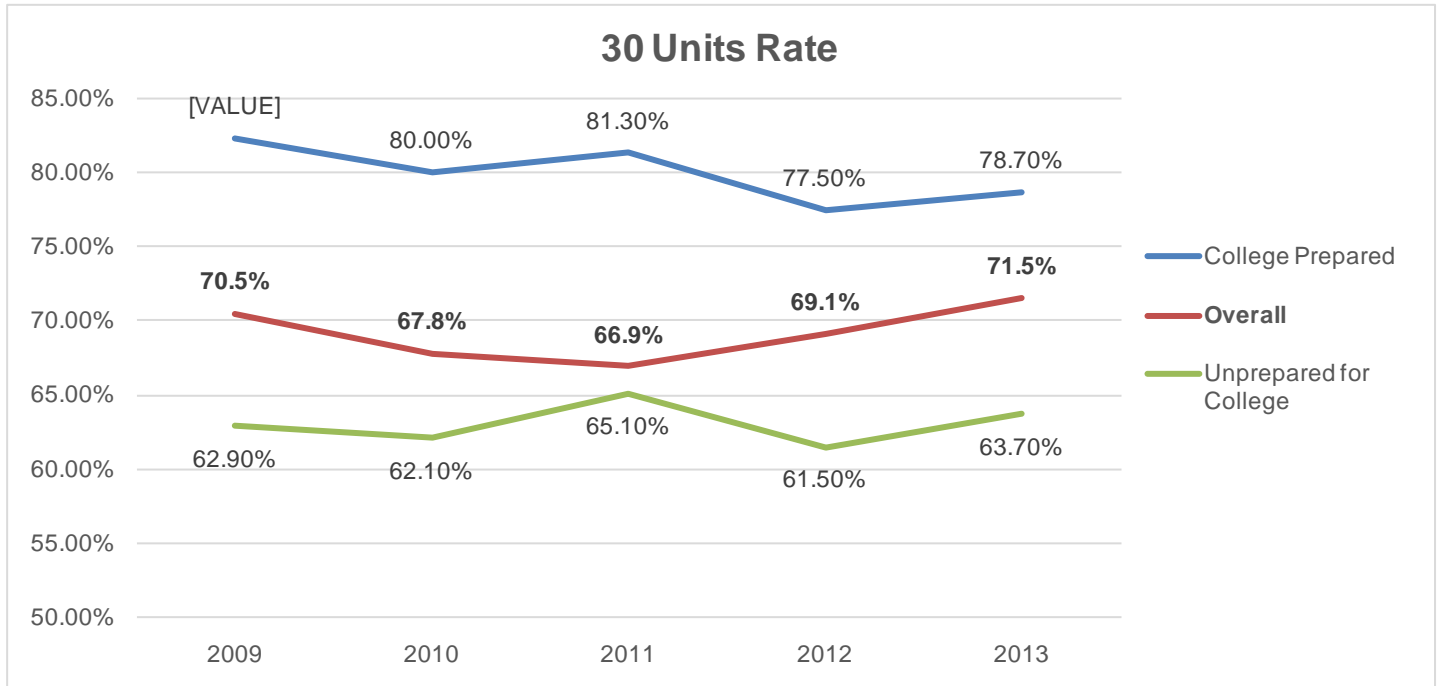
Break out the cohort into two groups of students:

- Lowest attempted English or Math course was 'Prepared for College Level'
- Lowest attempted English or Math course was 'Unprepared for College Level'

See Appendix A for detailed methodology

IEO #3: CCCCCO Scorecard 30 Units Completed Rate

DEFINITION: Percentage of degree and/or transfer seeking students tracked for six years through 2011-12 who achieved at least 30 units.



DATA SOURCE: [California Community College Chancellor's Office Scorecard](#)

METHODOLOGY:

Cohort (First-time students with intent to complete, must have each of the following):

- Look systemwide to determine first-time status. First-time status is defined as a student who took a credit course in the CCC system for the first time. Students with prior enrollments outside the CCC system are excluded.
- Only students with valid SSN
- Units Earned >= 6 at your college and/or anywhere in the system during first three years of enrollment. Units earned include completed courses with a grade of A, B, C, D or P.
- Attempted a Math or English course during 3 year period.

Outcome (Achieve the following outcome):

- Persisted by attempting a credit course in the first subsequent three primary semester (or four quarter) terms.
- Course Status = Credit

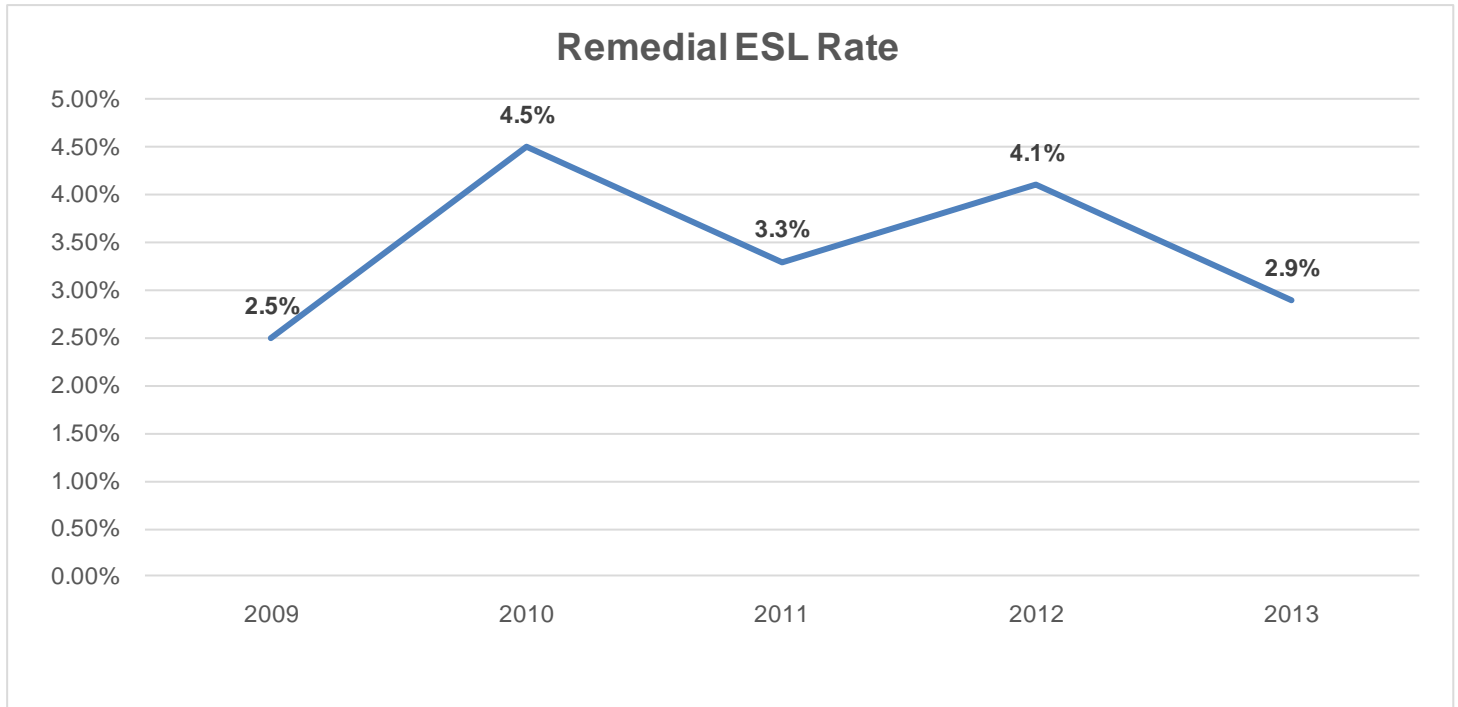
Break out the cohort into two groups of students:

- Lowest attempted English or Math course was 'Prepared for College Level'
- Lowest attempted English or Math course was 'Unprepared for College Level'

See Appendix A for detailed methodology

IEO #4: CCCCCO Scorecard Remedial ESL Rate

DEFINITION: Percentage of credit students tracked for six years through 2011-12 who started below transfer level in ESL and completed a college-level course in the same discipline.



DATA SOURCE: California Community College Chancellor's Office Scorecard

METHODOLOGY:

ESL Cohort:

First attempt of an ESL course in any levels below transfer:

- Only students with SSN
- Course Prior to College Level = A, B, C, D, E, or F
- Course Status = Credit

ESL Outcome:

Completed the ESL sequence or a college-level English course within six years:

- Course Status = Degree Applicable
- Course Prior to College Level = N/A
- Enrollment Grade = A, B, C, P

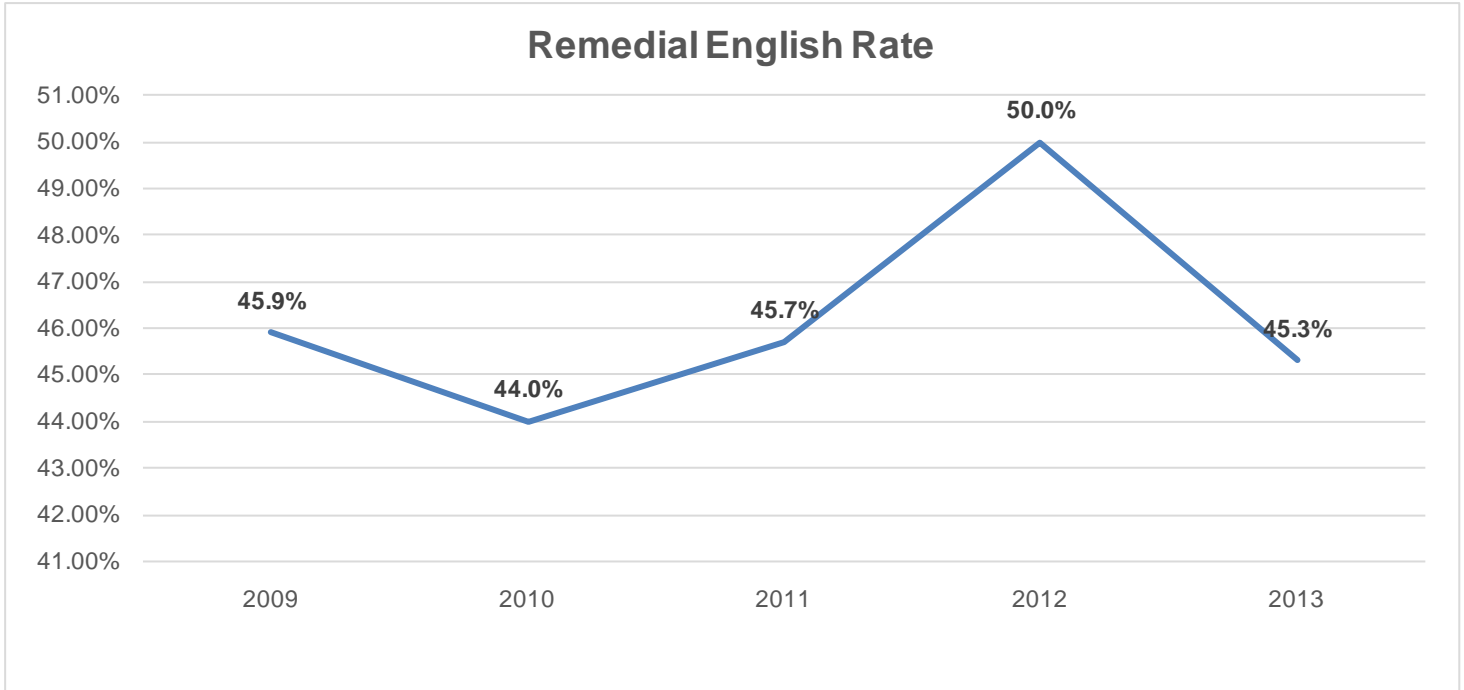
OR

- Course Credit Status = D or Course Transfer Status = A, B
- Course Prior to College Level = N/A
- Enrollment Grade = A, B, C, P

See Appendix A for detailed methodology

IEO #5: CCCC Scorecard Remedial English Rate

DEFINITION: Percentage of credit students tracked for six years through 2011-12 who started below transfer level in English and completed a college-level course in the same discipline.



DATA SOURCE: California Community College Chancellor's Office Scorecard

METHODOLOGY:

English Writing Cohort:

First attempt of an English Writing course in one to four levels below transfer:

- Course Top Code = 1501*
- Only students with valid SSN
- Course Prior to College Level = A, B, C, or D
- Course Status = Credit

English Writing Outcome:

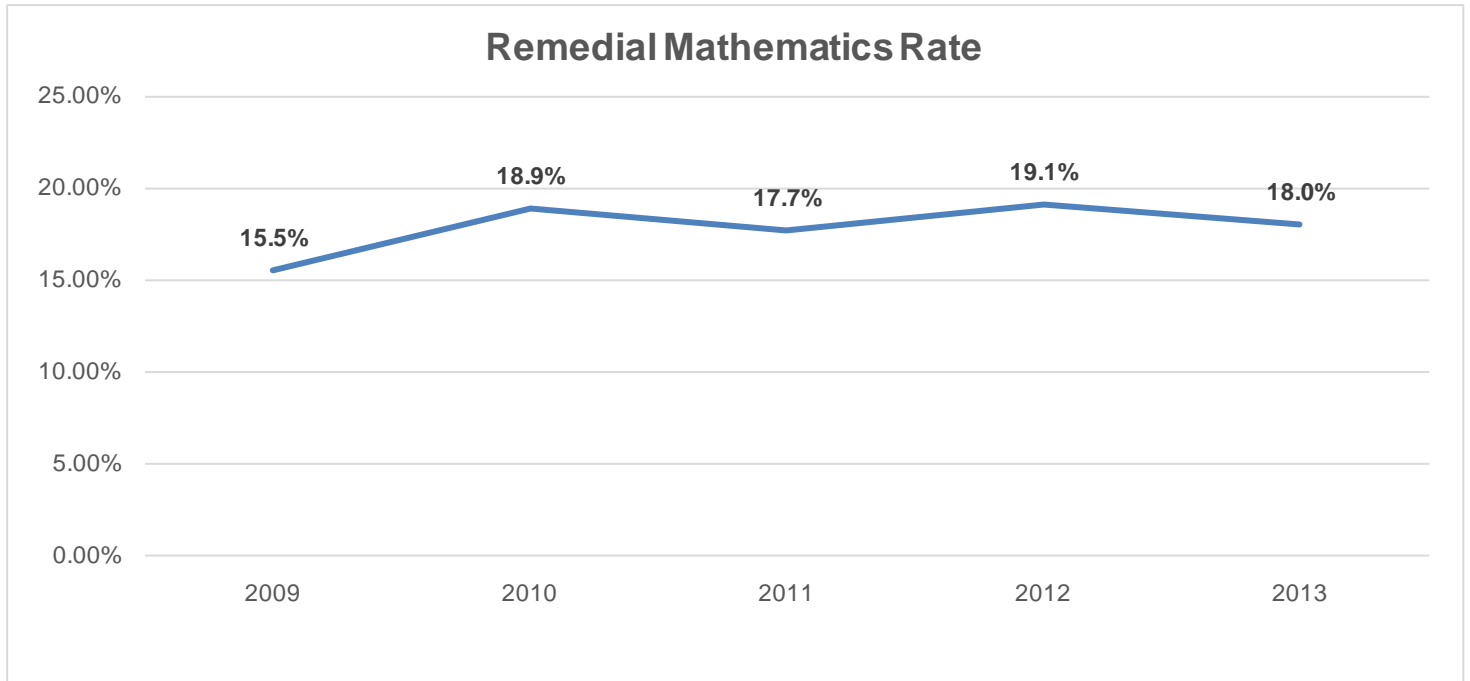
Completed "zero" level English course within six years of cohort entry:

- Course Credit Status = D or Course Transfer Status = A, B
- Course Prior to College Level = N/A
- Enrollment Grade = A, B, C, P

See Appendix A for detailed methodology

IEO #6: CCCC Scorecard Remedial Mathematics Rate

DEFINITION: Percentage of credit students tracked for six years through 2011-12 who started below transfer level in Mathematics and completed a college-level course in the same discipline.



DATA SOURCE: [California Community College Chancellor's Office Scorecard](#)

METHODOLOGY:

Math Cohort:

First attempt of a Math course in two to four levels below transfer:

- Course Top Code = 1701*
- Only students with valid SSN
- Course Prior to College Level = B, C, or D
- Course Status = Credit

Math Outcome:

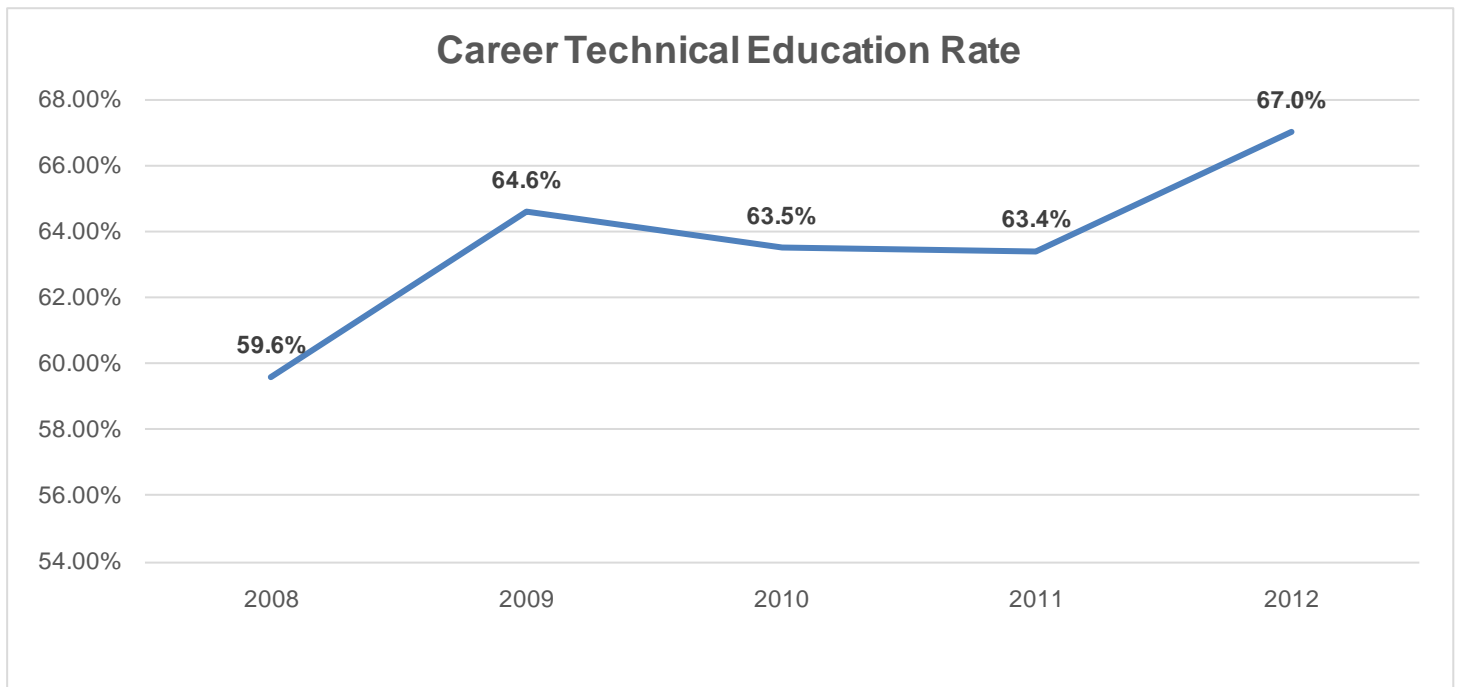
Completed "zero" and/or "one" level Math course within six years of cohort entry:

- Course Credit Status = Degree Applicable or Course Transfer Status = A, B
- Course Prior to College Level = N/A or A
- Enrollment Grade = A, B, C, P
- Course Top Code = 1701*

See Appendix A for detailed methodology

IEO #7: CCCCCO Scorecard Career Technical Education Rate

DEFINITION: Percentage of students tracked for six years through 2011-12 who completed several courses classified as career technical education (or vocational) in a single discipline and completed a degree, certificate or transferred.



DATA SOURCE: California Community College Chancellor's Office Scorecard

METHODOLOGY:

Cohort (Students who showed intent to complete in CTE, must have each of the following):

- Look systemwide to determine first-time a student took a credit CTE course.
- Units Earned > 8 during first three years of enrollment at a college and/or anywhere in the system in a single discipline (2-digit vocational TOP code where at least one of the qualifying courses is occupational SAM B or C).
- Only students with valid SSN

Outcomes (Achieve one or more of the following outcomes):

- Associate of Arts or Sciences Degree
- Credit Certificate
- Transfer Prepared
- Transferred to Four-Year Institution

See Appendix A for detailed methodology.

IEO #8: The Cuesta College student body is representative of its service area.

DEFINITION: This measure compares the percentage of each population group that is enrolled at Cuesta College to that group's representation in the adult population with the community service area.

Age	Cuesta	Service Area	Difference
19 or Less	33.0%	13.1%	19.9%
20 to 24	34.6%	12.5%	22.1%
25 to 34	18.1%	13.1%	5.0%
35 to 50	9.4%	27.0%	-17.6%
50+	4.9%	34.4%	-29.5%
Gender	Cuesta	Service Area	Difference
Male	48.1%	50.6%	-2.5%
Female	51.9%	49.4%	2.5%
Ethnicity	Cuesta	Service Area	Difference
African-American	1.3%	1.6%	-0.3%
American Indian/Alaskan Native	0.6%	0.2%	0.5%
Asian/Filipino	3.6%	3.9%	-0.3%
Hispanic	27.9%	21.5%	6.5%
Multi-Ethnicity	4.1%	2.7%	1.3%
Pacific Islander	0.2%	0.0%	0.2%
Unknown	3.8%	0.0%	3.8%
White Non-Hispanic	58.4%	70.1%	-11.7%

DATA SOURCE: California Community College Chancellor's Office MIS data and 2012 American Community Survey

IEO #9: Cuesta College promotes a campus climate that is inclusive and supportive of its diverse student body.

DATA SOURCE: Historically, the college has used the Noel Levitz Student Satisfaction Inventory as the performance indicator for IEO #9; however, the Community College Survey of Student Engagement (CCSSE) has replaced the Novel Levitz as Cuesta College's large scale student survey. The appropriate metric for measuring Cuesta College's Institutional Effectiveness Outcome #9 is currently being remodeled.

IEO #10: The District demonstrates appropriate management of its administrative services activities by obtaining an unqualified independent audit annually.

San Luis Obispo County Community College District obtained an unqualified independent audit of its administrative service activities in 2012/13 – as it has since the district's inception.

APPENDIX A: Scorecard Data Specifications

COMPLETION RATE (STUDENT PROGRESS AND ATTAINMENT RATE)

Definition: The percentage of first-time students with minimum of 6 units earned who attempted any Math or English in the first three years and achieved any of the following outcomes within six years of entry:

- Earned AA/AS or credit Certificate (Chancellor's Office approved)
 - Transfer to four-year institution (students shown to have enrolled at any four-year institution of higher education after enrolling at a CCC)
 - Achieved "Transfer Prepared" (student successfully completed 60 UC/CSU transferable units with a GPA \geq 2.0)

SPAR is reported for the overall cohort, as well as by lowest level of attempted Math or English.

Cohort (First-time students with intent to complete, must have each of the following):

- Look systemwide to determine first-time status defined as a student who took a credit course in the CCC system for the first time. Students with prior enrollments outside the CCC system are excluded.
- SB01 STUDENT IDENTIFIER STATUS = S (only students with valid SSN)
 - SX03 ENROLLMENT-UNITS-EARNED \geq 6 at your college and/or anywhere in the system during first three years of enrollment. Units earned include completed courses with a grade of A, B, C, D or P
 - Attempted a Math or English course in first three years: CB03 COURSE-TOP-CODE = 1701, 1501*, 1520*
 - CB21 COURSE-PRIOR-TO-COLLEGE-LEVEL = A, B, C, D, Y

Outcomes (Achieve one or more of the following outcomes):

- Associate of Arts or Sciences Degree
 - SP02 STUDENT-PROGRAM-AWARD = A, S
 - Credit Certificate (Chancellor's Office approved) SP02 STUDENT-PROGRAM-AWARD = L, T, F, B
- Transfer Prepared
 - CB05 COURSE-TRANSFER-STATUS = A, B
 - SX03 ENROLLMENT-UNITS-EARNED \geq 60 at your college and/or anywhere in the system with a GPA \geq 2.0
 - Transferred to Four-Year Institution (Match with NSC, UC, CSU files)

Break out the cohort into two groups of students:

- Lowest attempted English or Math course was 'Prepared for College Level'
 - o CB 21 COURSE-PRIOR-TO-COLLEGE-LEVEL = A, Y in Math, if Y then Math attempted should be T 'Transferable' or D 'Degree Applicable'
 - o CB 21 COURSE-PRIOR-TO-COLLEGE-LEVEL = Y in English and English = T 'Transferable'
 - o If attempted both Math and English, lowest of Math or English cannot be remedial level for 'college level' group.
- Lowest attempted English or Math course was 'Unprepared for College Level'
 - o CB 21 COURSE-PRIOR-TO-COLLEGE-LEVEL = B, C, D in Math
 - o CB 21 COURSE-PRIOR-TO-COLLEGE-LEVEL = A, B, C, D in English or
 - o CB 21 COURSE-PRIOR-TO-COLLEGE-LEVEL = Y in English and English \neq T 'Transferable'

30 UNITS RATE

Definition: The percentage of first-time students with minimum of 6 units earned who attempted any Math or English in the first three years and achieved the following measure of progress (or milestone) within six years of entry:

- Earned at least 30 units in the CCC system.

At Least 30 Units Rate is reported for the overall cohort, as well as by lowest level of attempted Math or English.

Cohort (First-time students with intent to complete, must have each of the following):

- Look systemwide to determine first-time status. First-time status is defined as a student who took a credit course in the CCC system for the first time. Students with prior enrollments outside the CCC system are excluded.
- SB01 STUDENT IDENTIFIER STATUS = S (only students with valid SSN)
 - SX03 ENROLLMENT-UNITS-EARNED \geq 6 at your college and/or anywhere in the CCC system during first three years of enrollment. Units earned include completed courses with a grade of A, B, C, D or P.
 - Attempted a Math or English course during 3 year period: CB03 COURSE-TOP-CODE = 1701, 1501*, 1520*
 - CB21 COURSE-PRIOR-TO-COLLEGE-LEVEL = A, B, C, D, Y

Outcome (Achieve the following outcome):

- **At Least 30 Units**
 - CB04 COURSE-CREDIT-STATUS = C, D
 - SX03 ENROLLMENT-UNITS-EARNED \geq 30 at your college and/or anywhere in the CCC system

Break out the cohort into two groups of students:

- Lowest attempted English or Math course was 'Prepared for College Level'
 - o CB 21 COURSE-PRIOR-TO-COLLEGE-LEVEL = A, Y in Math, if Y then Math attempted should be T 'Transferable' or D 'Degree Applicable'
 - o CB 21 COURSE-PRIOR-TO-COLLEGE-LEVEL = Y in English and English = T 'Transferable'
 - o If attempted both Math and English, lowest of Math or English cannot be remedial level for 'college level' group.
- Lowest attempted English or Math course was 'Unprepared for College Level'
 - o CB 21 COURSE-PRIOR-TO-COLLEGE-LEVEL = B, C, D in Math
 - o CB 21 COURSE-PRIOR-TO-COLLEGE-LEVEL = A, B, C, D in English or
 - o CB 21 COURSE-PRIOR-TO-COLLEGE-LEVEL = Y in English and English \neq T 'Transferable'

PERSISTENCE RATE

Definition: The percentage of first-time students with minimum of 6 units earned who attempted any Math or English in the first three years and achieved the following measure of progress (or momentum point):

- Enroll in first three consecutive primary semester terms (or four quarter terms) anywhere in the CCC system.

Persistence Rate is reported for the overall cohort, as well as by lowest level of attempted Math or English.

Cohort (First-time students with intent to complete, must have each of the following):

- Look systemwide to determine first-time status. First-time status is defined as a student who took a credit course in the CCC system for the first time. Students with prior enrollments outside the CCC system are excluded.
- SB01 STUDENT IDENTIFIER STATUS = S (only students with valid SSN)
 - SX03 ENROLLMENT-UNITS-EARNED \geq 6 at your college and/or anywhere in the system during first three years of enrollment. Units earned include completed courses with a grade of A, B, C, D or P.
 - Attempted a Math or English course during 3 year period: CB03 COURSE-TOP-CODE = 1701, 1501*, 1520*
 - CB21 COURSE-PRIO-TO-COLLEGE-LEVEL = A, B, C, D, Y

Outcome (Achieve the following outcome):

- Persisted by attempting a credit course in the first subsequent three primary semester (or four quarter) terms. For colleges on the quarter system persistence is measured as Fall-Winter- Spring-Fall; Winter-Spring-Fall-Winter or Spring-Fall-Winter-Spring.
- CB04 COURSE-CREDIT-STATUS = C, D

Break out the cohort into two groups of students:

- Lowest attempted English or Math course was 'Prepared for College Level'
 - o CB 21 COURSE-PRIOR-TO-COLLEGE-LEVEL = A, Y in Math, if Y then Math attempted should be T 'Transferable' or D 'Degree Applicable'
 - o CB 21 COURSE-PRIOR-TO-COLLEGE-LEVEL = Y in English and English = T 'Transferable'
 - o If attempted both Math and English, lowest of Math or English cannot be remedial level for 'college level' group.
- Lowest attempted English or Math course was 'Unprepared for College Level'
 - o CB 21 COURSE-PRIOR-TO-COLLEGE-LEVEL= B, C, D in Math
 - o CB 21 COURSE-PRIOR-TO-COLLEGE-LEVEL= A, B, C, D in English or
 - o CB 21 COURSE-PRIOR-TO-COLLEGE-LEVEL = Y in English and English \neq T 'Transferable'

REMEDIAL PROGRESS RATE (MATH, ENGLISH, ESL)

Definition: The percentage of credit students who attempted a course designated at “levels below transfer” in:

- Math and successfully completed a college-level course in Math within six years.
- English and successfully completed a college-level course in English within six years.
 - ESL and successfully completed the ESL sequence or a college-level English course within six years.

The cohort is defined as the year the student attempts a course at “levels below transfer” in Math, English and/or ESL at that college.

Outcomes in Basic Skills Education are reported for Math, English and/or ESL

Math Cohort:

First attempt of a Math course in two to four levels below transfer:

- CB03 COURSE-TOP-CODE = 1701*
- SB01 STUDENT IDENTIFIER STATUS = S (only students with valid SSN)
- CB21 COURSE-PRIOR-TO-COLLEGE-LEVEL = B, C, or D
- CB04 COURSE-CREDIT-STATUS = C

Math Outcome:

Completed “zero” and/or “one” level Math course within six years of cohort entry:

- CB04 COURSE-CREDIT-STATUS = D or CB05 COURSE-TRANSFER-STATUS = A, B
- CB 21 COURSE-PRIOR-TO-COLLEGE-LEVEL = Y or A
- SX04 ENROLLMENT-GRADE = A, B, C, P (successfully completed)
- CB03 COURSE-TOP-CODE = 1701*

English Writing Cohort:

First attempt of an English Writing course in one to four levels below transfer:

- CB03 COURSE-TOP-CODE = 1501*
- SB01 STUDENT IDENTIFIER STATUS = S (only students with valid SSN)
- CB21 COURSE-PRIOR-TO-COLLEGE-LEVEL = A, B, C, or D
- CB04 COURSE-CREDIT-STATUS = C

English Writing Outcome:

Completed “zero” level English course within six years of cohort entry:

- CB04 COURSE-CREDIT-STATUS = D or CB05 COURSE-TRANSFER-STATUS = A, B
- CB 21 COURSE-PRIOR-TO-COLLEGE-LEVEL = Y
- SX04 ENROLLMENT-GRADE = A, B, C, P (successfully completed)
- CB03 COURSE-TOP-CODE = 1501*, 1503*, 1504*, 1507*

ESL Cohort:

First attempt of an ESL course in any levels below transfer:

- CB03 COURSE-TOP-CODE = 4930.84, 4930.85, 4930.86, 4930.87
- SB01 STUDENT IDENTIFIER STATUS = S (only students with SSN)
- CB21 COURSE-PRIOR-TO-COLLEGE-LEVEL = A, B, C, D, E, or F
- CB04 COURSE-CREDIT-STATUS = C

CB04 COURSE-CREDIT-STATUS = C

ESL Outcome:

Completed the ESL sequence or a college-level English course within six years:

- CB04 COURSE-CREDIT-STATUS = D

CB 21 COURSE-PRIOR-TO-COLLEGE-LEVEL = Y

- SX04 ENROLLMENT-GRADE = A, B, C, P (successfully completed)
- CB03 COURSE-TOP-CODE = 4930.84, 4930.85, 4930.86, 4930.87

OR

- CB04 COURSE-CREDIT-STATUS = D or CB05 COURSE-TRANSFER-STATUS = A, B
- CB 21 COURSE-PRIOR-TO-COLLEGE-LEVEL = Y
- SX04 ENROLLMENT-GRADE = A, B, C, P (successfully completed)
- CB03 COURSE-TOP-CODE = 1501*, 1503*, 1504*, 1507*

**For each cohort exclude students concurrently enrolled at a four-year institution in the cohort year and the following academic year.
year and the following academic year.

CAREER TECHNICAL COMPLETION RATE (CTE)

Definition: The percentage of students who completed a CTE course for the first-time and completed more than 8 units in the subsequent three years in a single discipline (2-digit vocational TOP code where at least one of the courses is occupational SAM B or C) and who achieved any of the following outcomes within six years of entry:

- Earned any AA/AS or credit Certificate (Chancellor's Office approved)
 - Transfer to four-year institution (students shown to have enrolled at any four-year institution of higher education after enrolling at a CCC)
 - Achieved "Transfer Prepared" (student successfully completed 60 UC/CSU transferable units with a GPA ≥ 2.0)

Cohort (Students who showed intent to complete in CTE, must have each of the following):

- Look systemwide to determine first-time a student took a credit CTE course.
 - SX 03 ENROLLMENT-COMPLETED-UNITS > 8 during first three years of enrollment at a college and/or anywhere in the system in a single discipline (2-digit vocational TOP code where at least one of the qualifying courses is occupational SAM B or C).
- SB01 STUDENT IDENTIFIER STATUS = S (only students with valid SSN)

Outcomes (Achieve one or more of the following outcomes):

- Associate of Arts or Sciences Degree
SP02 STUDENT-PROGRAM-AWARD = A, S
 - Credit Certificate (Chancellor's Office approved) SP02 STUDENT-PROGRAM-AWARD = L, T, F, B
- Transfer Prepared
CB05 COURSE-TRANSFER-STATUS = A, B
SX03 ENROLLMENT-UNITS-EARNED ≥ 60 at your college and/or anywhere in the system with a GPA ≥ 2.0
- Transferred to Four-Year Institution (Match with NSC, UC, CSU files)