



CUESTA
COLLEGE

**San Luis Obispo
Community College District**

**Cuesta College Institutional
Effectiveness Outcomes/Student
Success Scorecard Report**

SLOCCCD Board of Trustees

October 2, 2013



CUESTA
COLLEGE

Tonight's Game Plan

1. Introduction to the new Scorecard Measures
2. Tour of the Scorecard Website
3. Longitudinal look at Cuesta's Performance on its Institutional Effectiveness Outcomes/Scorecard Measures



What is the Scorecard?

- “The Student Success Scorecard is a new accountability tool that measures student performance at each community college in a clear and concise way. It will help concentrate the focus of educational leaders on improving student success...[e]ach college will now be compared to its own past performance rather than statewide averages or artificially created peer groups.”

Source: CCCCO Student Success Scorecard Talking Points



The Scorecard Metrics

- Completion Rate
- Persistence Rate
- 30 Units Rate
- Remedial Progress Rate
- Career Technical Education (CTE) Rate
- Career Development and College Preparation Rate
- College Profile



Prepared and Unprepared for College

- **Prepared for College** = first attempted Math and English were transfer level
- **Unprepared for College** = first attempted Math and/or English were not transfer level

Prepared students at Cuesta are 4.3 times more likely to complete than unprepared students



CUESTA
COLLEGE

Scorecard Website

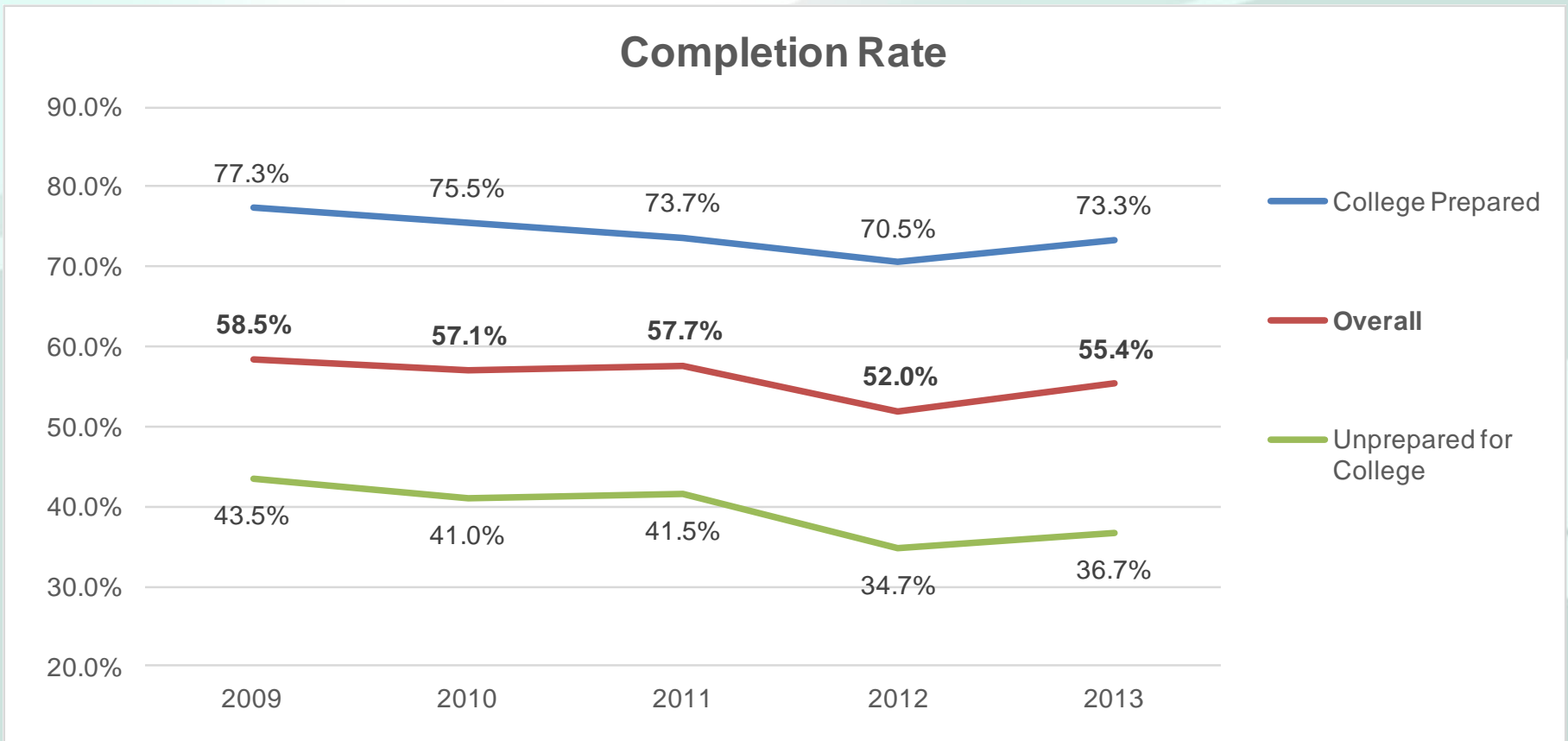
STUDENT SUCCESS
SCORECARD





IEO #1: Completion Rate

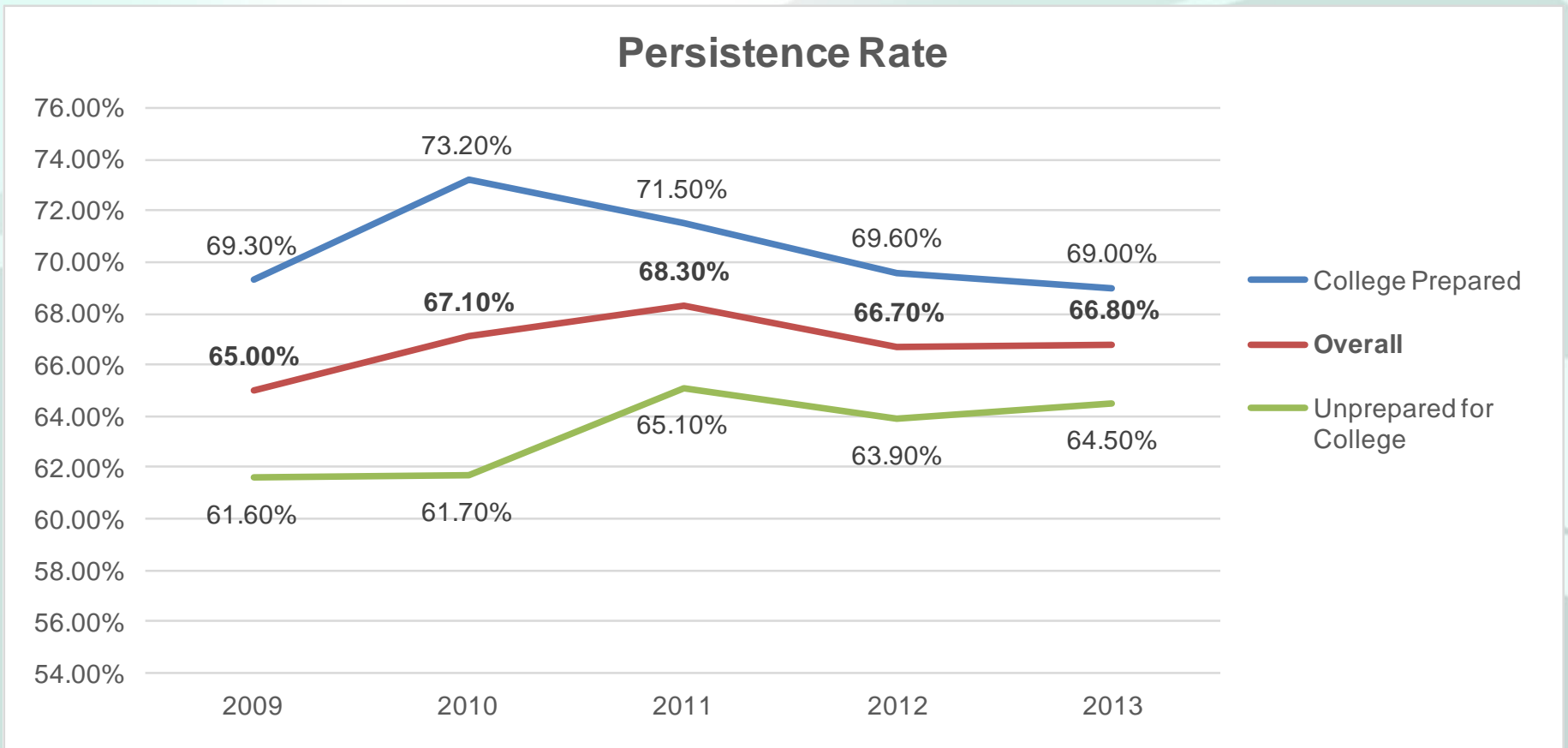
DEFINITION: Percentage of degree and/or transfer-seeking students (attempted math or English, and completed 6 units in the first 3 years) tracked for six years through 2011-12 who completed a degree, certificate or transfer related outcome (transferred or became transfer prepared).





IEO#2: Persistence Rate

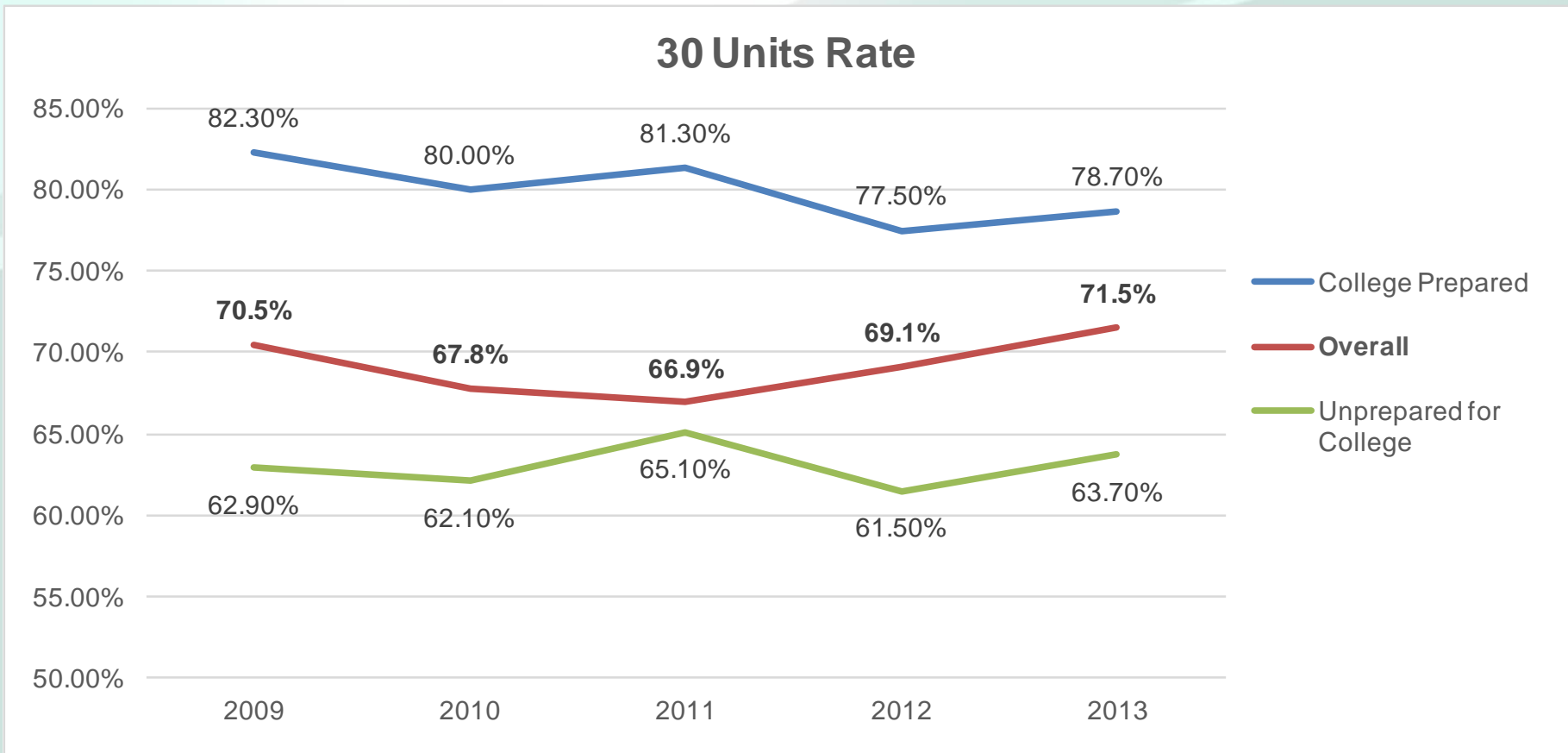
DEFINITION: Percentage of degree and/or transfer-seeking students (attempted math or English, and completed 6 units in the first 3 years) tracked for six years through 2011-12 who enrolled in the first three consecutive terms.





IEO #3: 30 Units Rate

DEFINITION: Percentage of degree and/or transfer-seeking students (attempted math or English, and completed 6 units in the first 3 years) tracked for six years through 2011-12 who achieved 30 units.

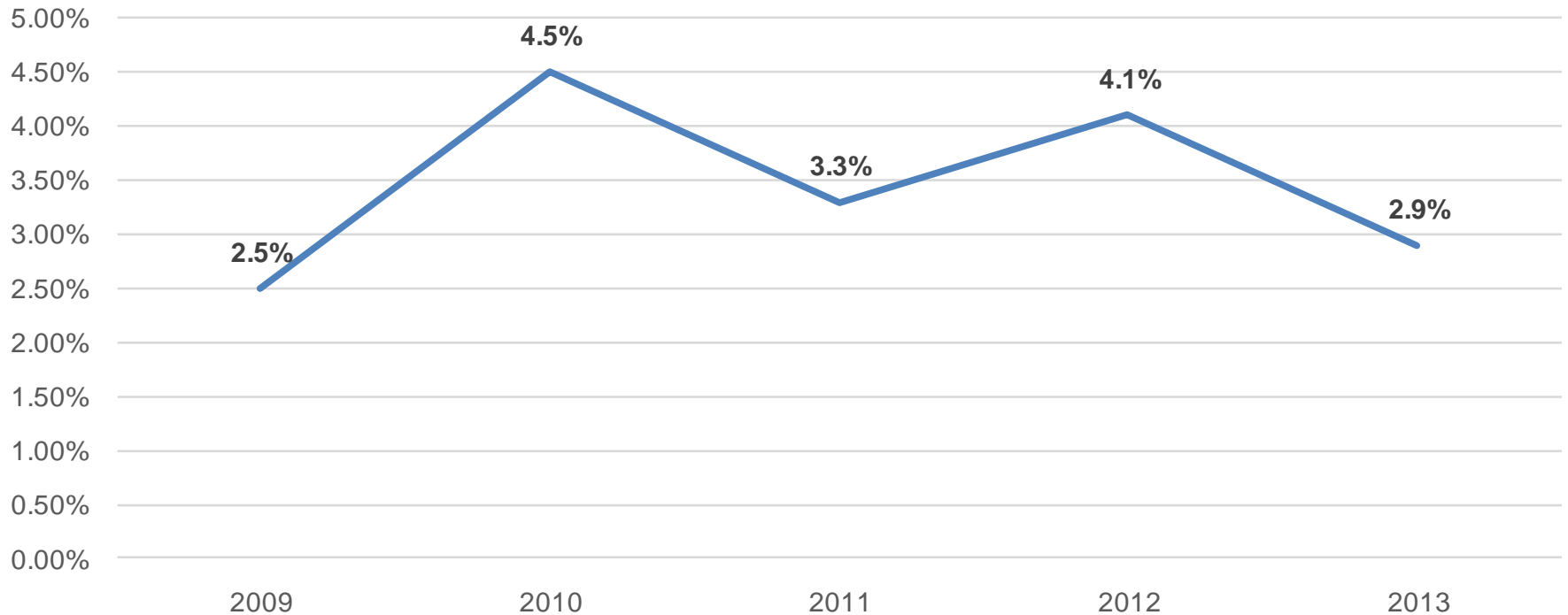




IEO #4: Remedial ESL Rate

DEFINITION: Percentage of credit students tracked for six years through 2011-12 who started below transfer level in ESL and completed a college-level course in the same discipline

Remedial ESL Rate

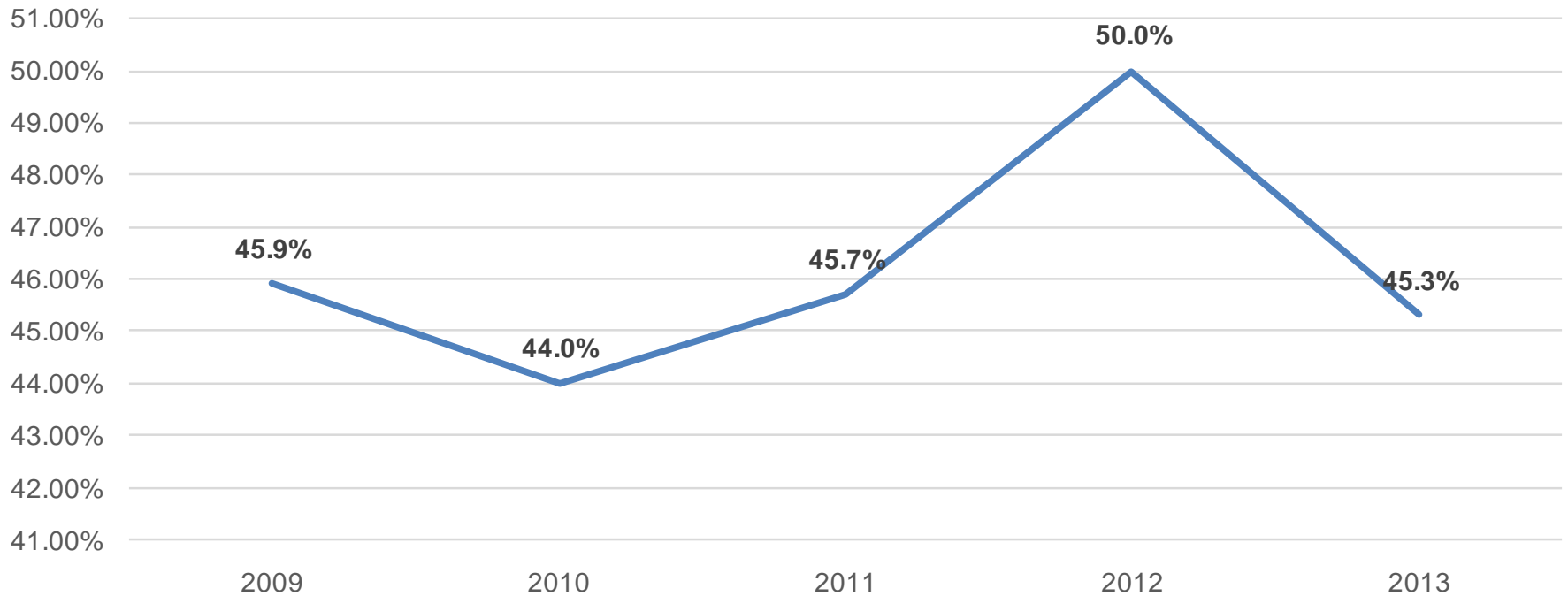




IEO #5: Remedial English Rate

DEFINITION: Percentage of credit students tracked for six years through 2011-12 who started below transfer level in English and completed a college-level course in the same discipline

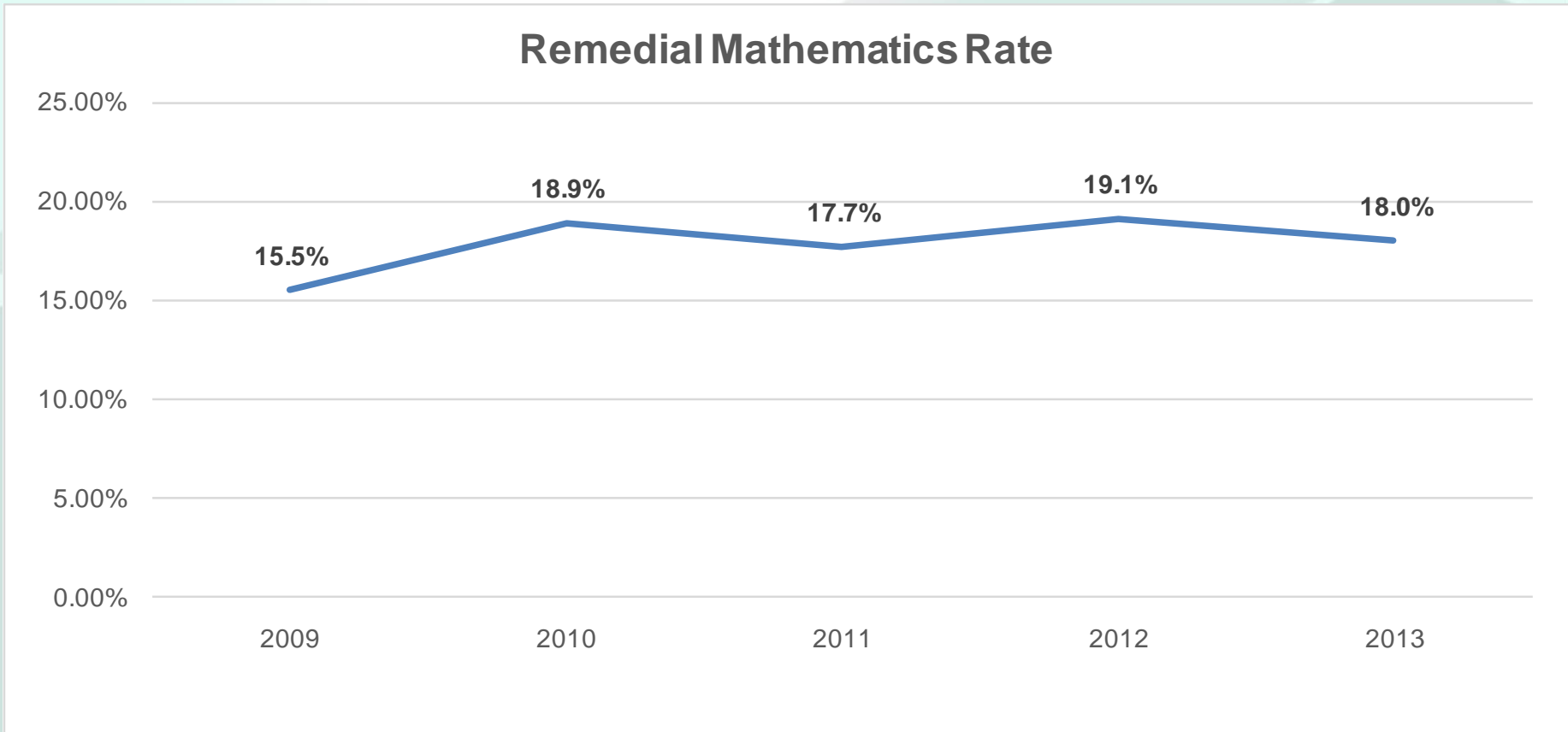
Remedial English Rate





IEO #6: Remedial Math Rate

DEFINITION: Percentage of credit students tracked for six years through 2011-12 who started below transfer level in Math and completed a college-level course in the same discipline



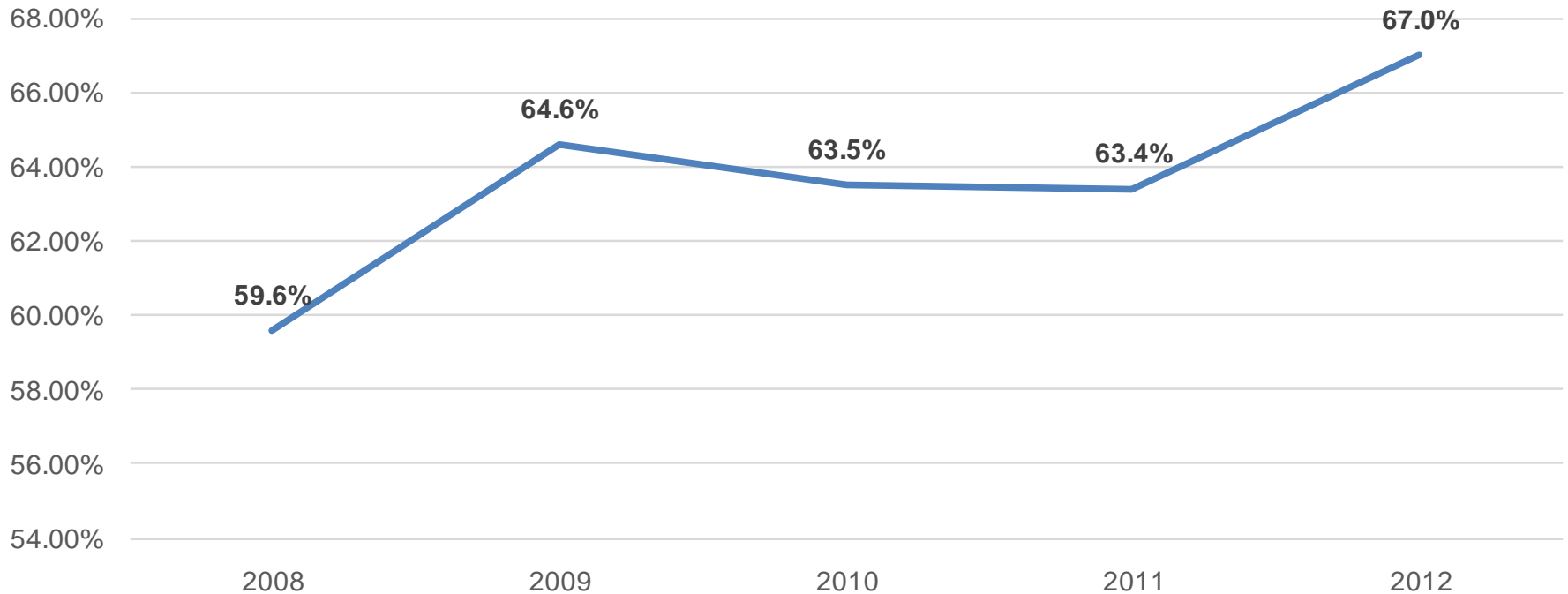


CUESTA
COLLEGE

IEO #7: Career Technical Education Rate

DEFINITION: Percentage of students tracked for six years through 2011-12 who completed several courses (>8 units) classified as career technical education (or vocational) in a single discipline and completed a degree, certificate or transferred

Career Technical Education Rate





IEO #8: The Cuesta College student body is representative of its service area.

DEFINITION: This measure compares the percentage of each population group that is enrolled at Cuesta College to that group's representation in the adult population with the community service area.

	Cuesta	Service Area	Difference
Age			
19 or Less	33.0%	13.1%	19.9%
20 to 24	34.6%	12.5%	22.1%
25 to 34	18.1%	13.1%	5.0%
35 to 50	9.4%	27.0%	-17.6%
50+	4.9%	34.4%	-29.5%
Gender			
Male	48.1%	50.6%	-2.5%
Female	51.9%	49.4%	2.5%
Ethnicity			
African-American	1.3%	1.6%	-0.3%
American Indian/Alaskan Native	0.6%	0.2%	0.5%
Asian/Filipino	3.6%	3.9%	-0.3%
Hispanic	27.9%	21.5%	6.5%
Multi-Ethnicity	4.1%	2.7%	1.3%
Pacific Islander	0.2%	0.0%	0.2%
Unknown	3.8%	0.0%	3.8%
White Non-Hispanic	58.4%	70.1%	-11.7%



CUESTA
COLLEGE

IEO #9: Cuesta College promotes a campus climate that is inclusive and supportive of its diverse student body.

DEFINITION: Outcome #9 is currently being remodeled.



IEO #10: The District demonstrates appropriate management of its administrative services activities by obtaining an unqualified independent audit annually.

DEFINITION:

San Luis Obispo County Community College District obtained an unqualified independent audit of its administrative service activities in 2012/13 – as it has since the district's inception.



Questions?