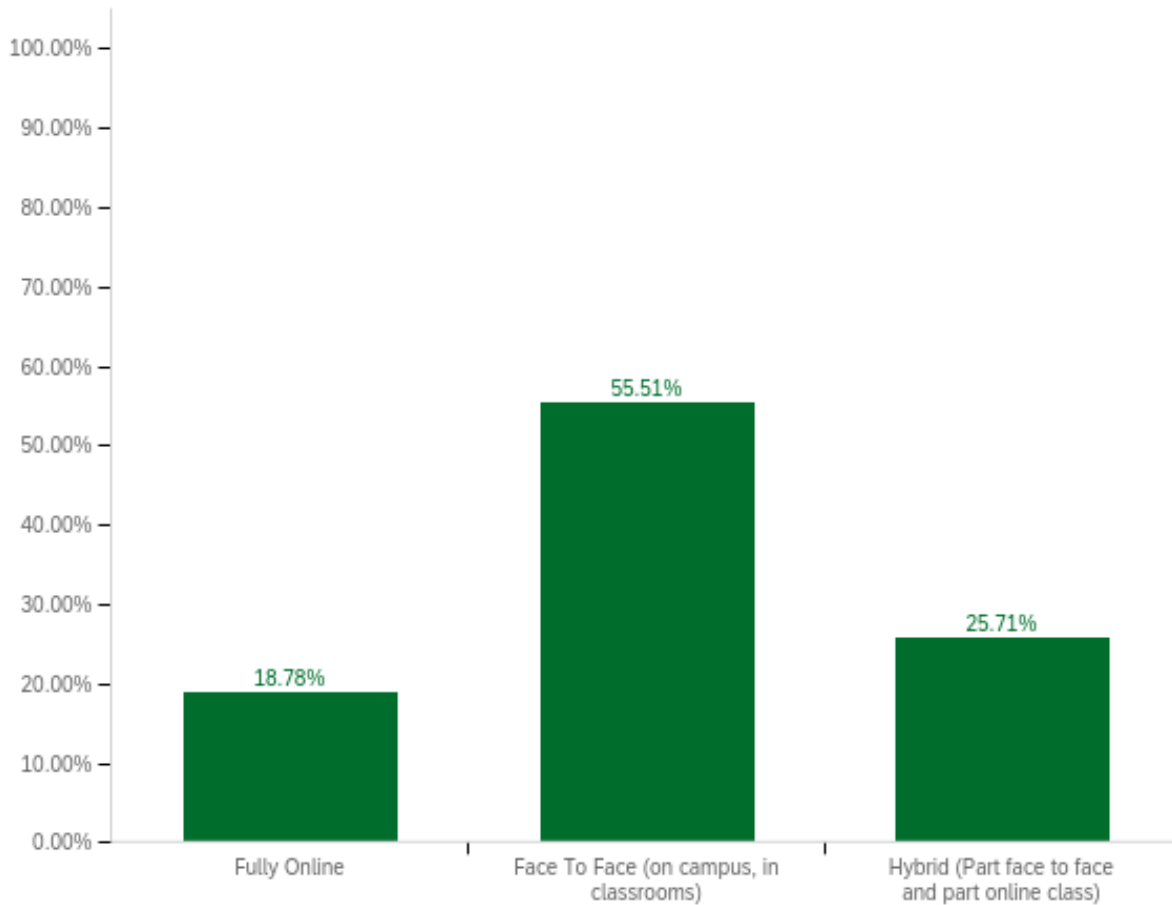


Student Technology Survey 2020

Student Technology Survey 2020

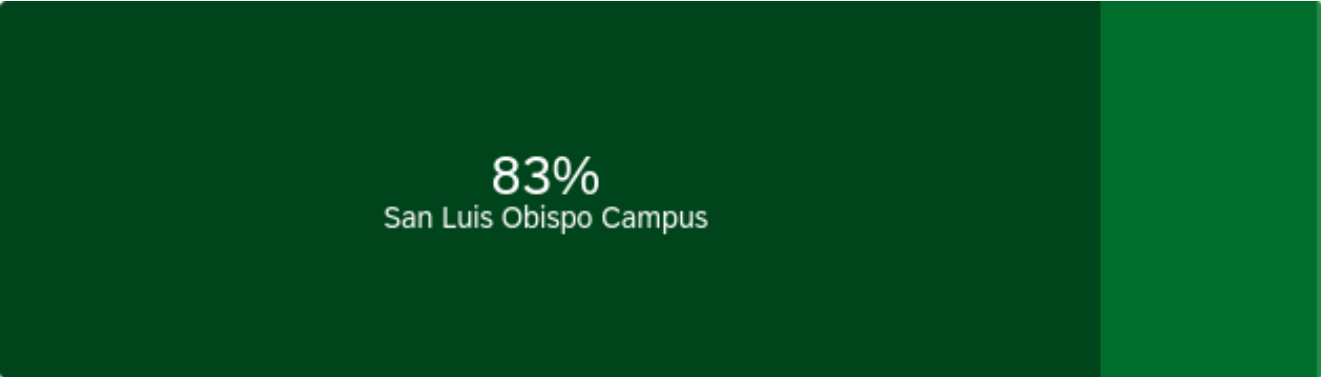
June 24th 2020, 9:44 am MDT

Q1a - In which modality do you take the majority of your classes at Cuesta College?



Answer	%	Count
Fully Online	18.78%	46
Face To Face (on campus, in classrooms)	55.51%	136
Hybrid (Part face to face and part online class)	25.71%	63
Total	100%	245

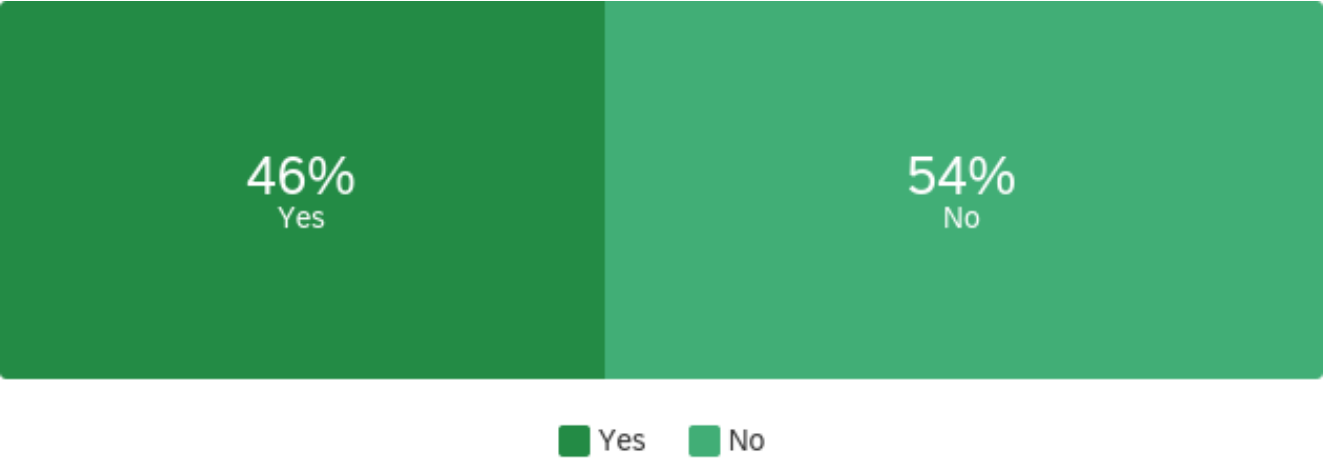
Q1b - On which campus do you take most of your Cuesta College courses?



San Luis Obispo Campus
 North County Campus
 South County Center

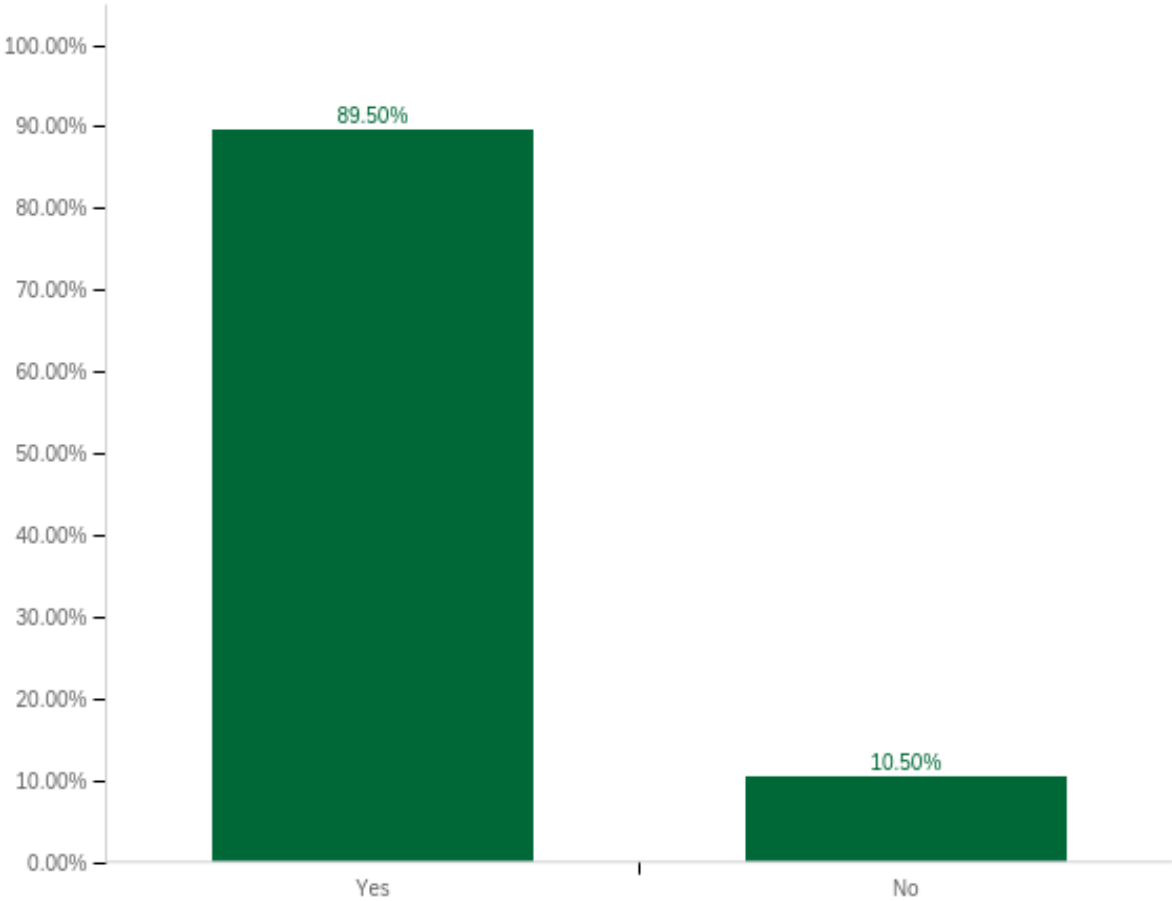
Answer	%	Count
San Luis Obispo Campus	83.15%	148
North County Campus	16.29%	29
South County Center	0.56%	1
Total	100%	178

Q2 - Do you currently bring a laptop or tablet to class?



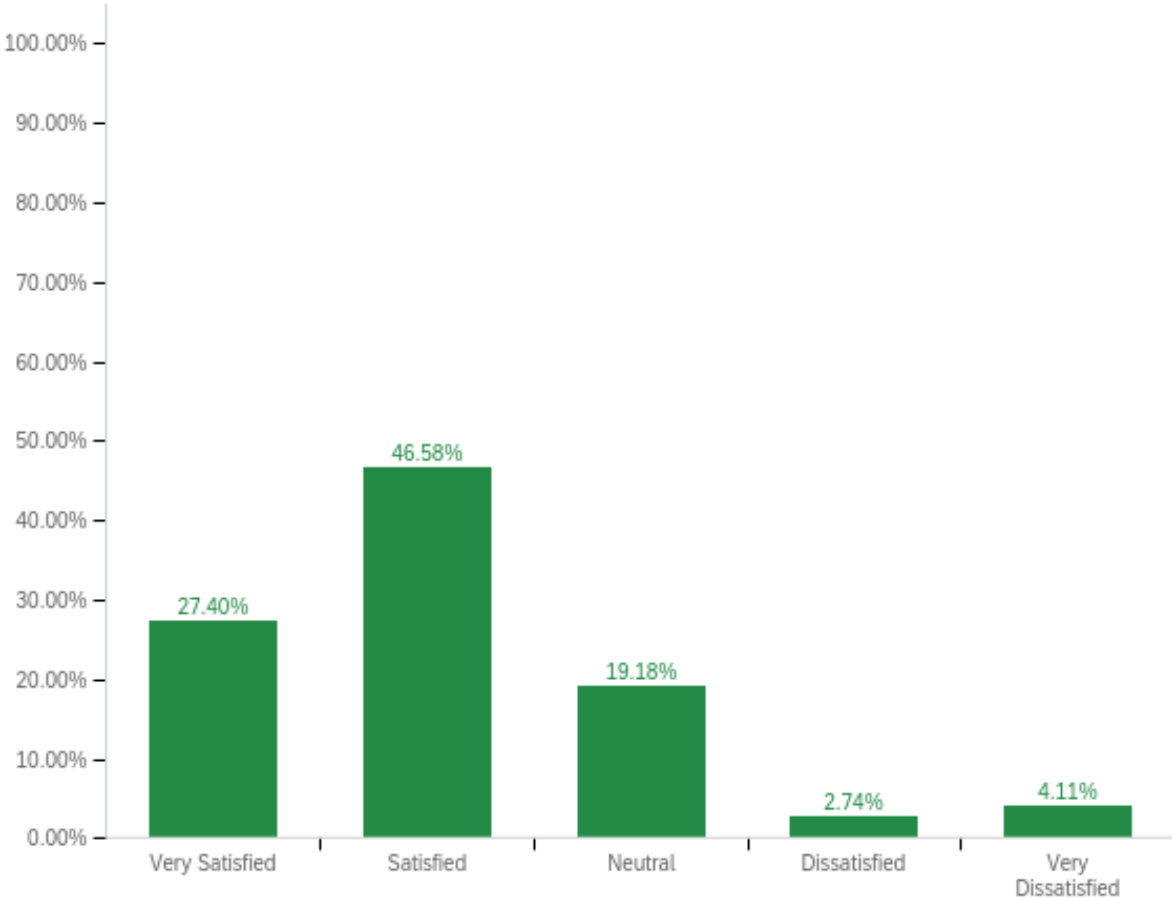
Answer	%	Count
Yes	45.66%	100
No	54.34%	119
Total	100%	219

Q3 - Do you have the capability of bringing a laptop or tablet to class if required?



Answer	%	Count
Yes	89.50%	196
No	10.50%	23
Total	100%	219

Q4 - Have you ever used a Cuesta provided Chromebook in a class? If yes, how satisfied were you with the Chromebook functionality?



Answer	%	Count
Very Satisfied	27.40%	20
Satisfied	46.58%	34
Neutral	19.18%	14
Dissatisfied	2.74%	2
Very Dissatisfied	4.11%	3
Total	100%	73

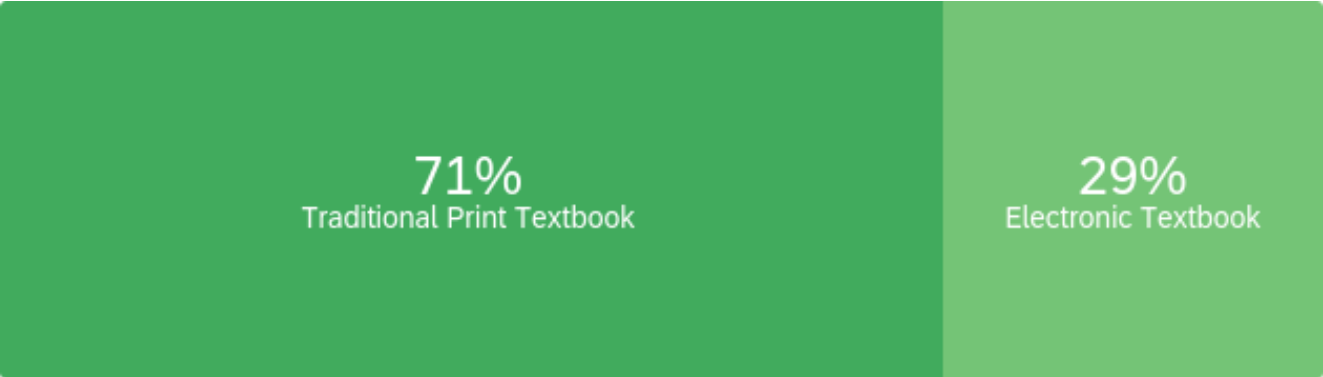
Q5 - Do you prefer to buy or rent your textbooks?



■ Buy ■ Rent

Answer	%	Count
Buy	33.49%	73
Rent	66.51%	145
Total	100%	218

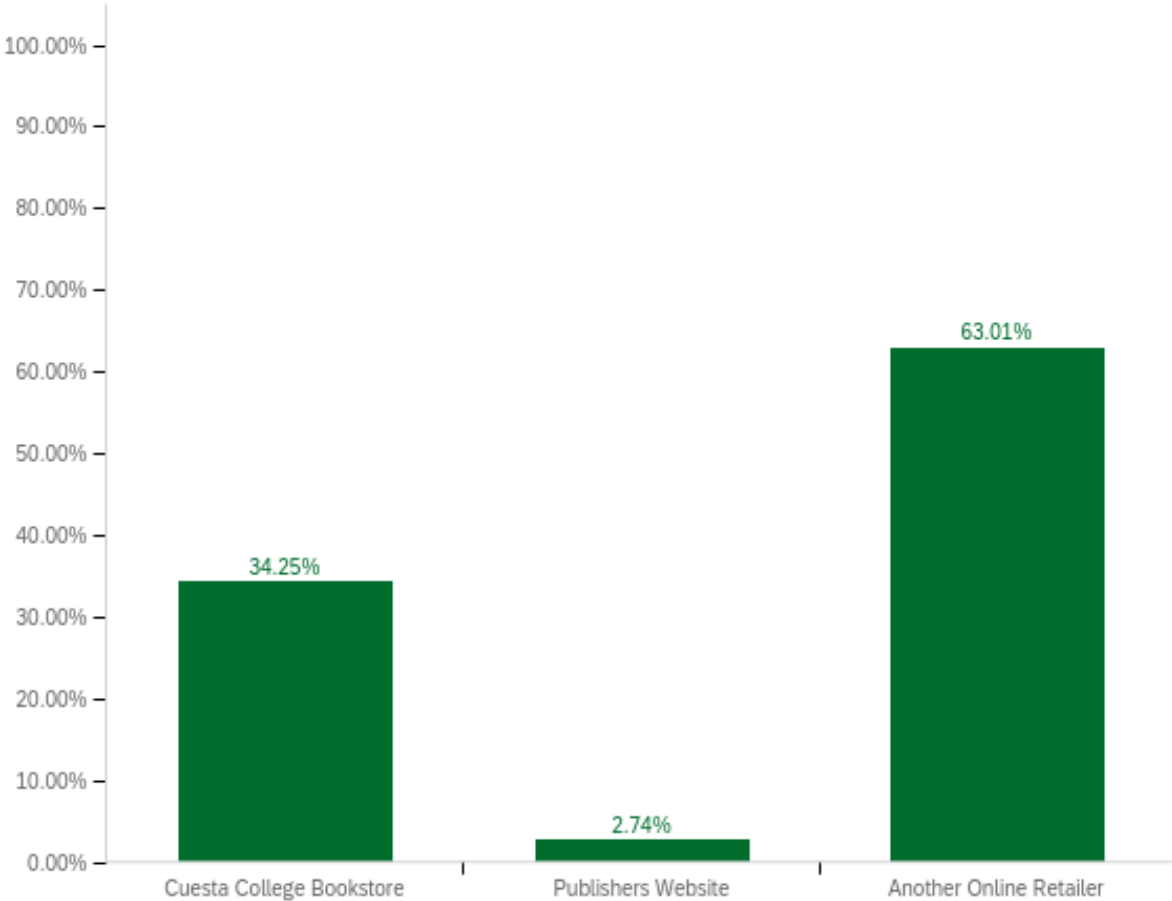
Q6 - Which textbook format do you prefer to use?



■ Traditional Print Textbook
 ■ Electronic Textbook

Answer	%	Count
Traditional Print Textbook	71.23%	156
Electronic Textbook	28.77%	63
Total	100%	219

Q7 - Where do you acquire/buy/rent your textbooks?



Answer	%	Count
Cuesta College Bookstore	34.25%	75
Publishers Website	2.74%	6
Another Online Retailer	63.01%	138
Total	100%	219

Q8 - Are you aware of the mobile Canvas App?



■ Yes ■ No

Answer	%	Count
Yes	86.70%	189
No	13.30%	29
Total	100%	218

Q9 - If you use the mobile Canvas app, what features do you use the most?

- Comments Available from Institutional Research by request.

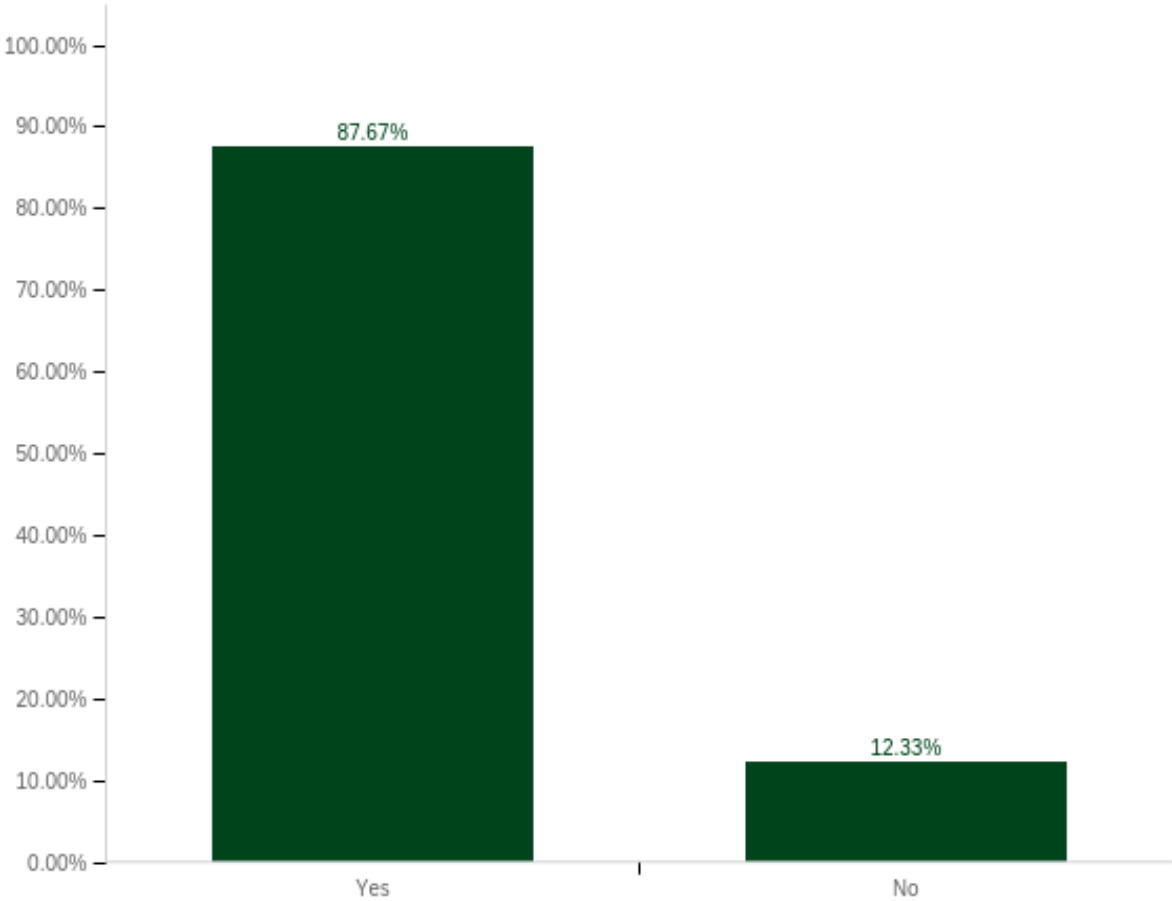
Q10 - Are you aware of Cuesta College Emergency Alert System?



■ Yes ■ No

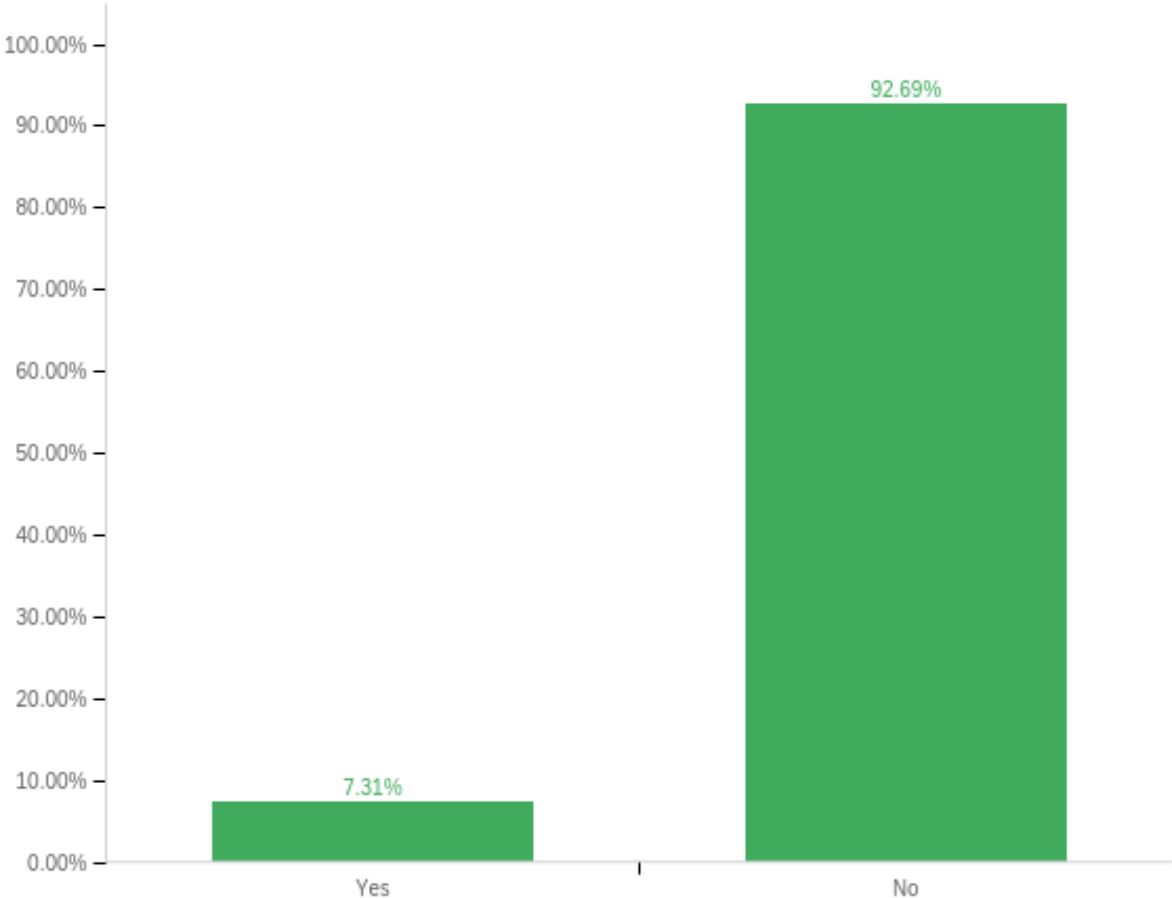
Answer	%	Count
Yes	93.15%	204
No	6.85%	15
Total	100%	219

Q11 - Are you currently signed up to receive emergency alerts from Cuesta College?



Answer	%	Count
Yes	87.67%	192
No	12.33%	27
Total	100%	219

Q12 - Have you downloaded the Guardian App for emergency situations at Cuesta College?



Answer	%	Count
Yes	7.31%	16
No	92.69%	203
Total	100%	219

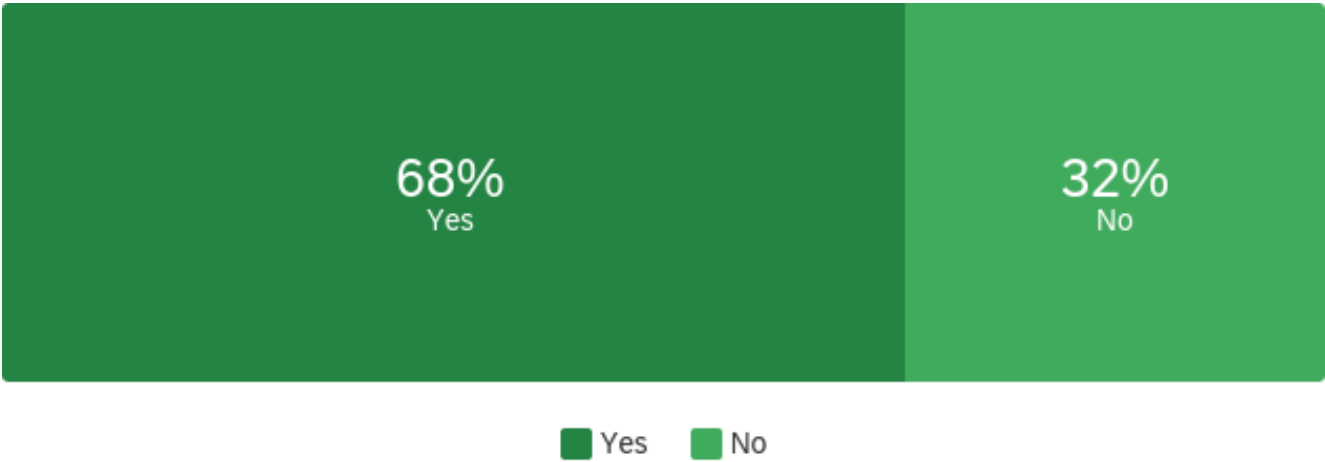
Q13 - What is your comfort level with the following items?

Question	Very High		High		Fair		Low		Very Low		Total
Using online library resources to find information for assignments.	29.68%	65	28.77%	63	26.48%	58	10.05%	22	5.02%	11	219
Using the internet to find information for personal use.	63.47%	139	26.48%	58	5.94%	13	3.20%	7	0.91%	2	219
Using the internet to find information for assignments.	58.45%	128	30.14%	66	9.13%	20	1.37%	3	0.91%	2	219
Evaluating the online information I find for assignments.	45.21%	99	36.53%	80	13.24%	29	3.65%	8	1.37%	3	219
Using the course management system Canvas.	43.84%	96	29.68%	65	21.00%	46	4.11%	9	1.37%	3	219
Using word processing software (Microsoft Word, Open Office).	51.14%	112	26.48%	58	16.44%	36	3.20%	7	2.74%	6	219
Using presentation software (Powerpoint, Prezi)	40.37%	88	30.28%	66	19.72%	43	5.96%	13	3.67%	8	218
Using spreadsheet software (Excel, Google Sheets)	30.14%	66	21.92%	48	26.48%	58	15.53%	34	5.94%	13	219

Q14 - Please rate the Cuesta College online support services you've used.

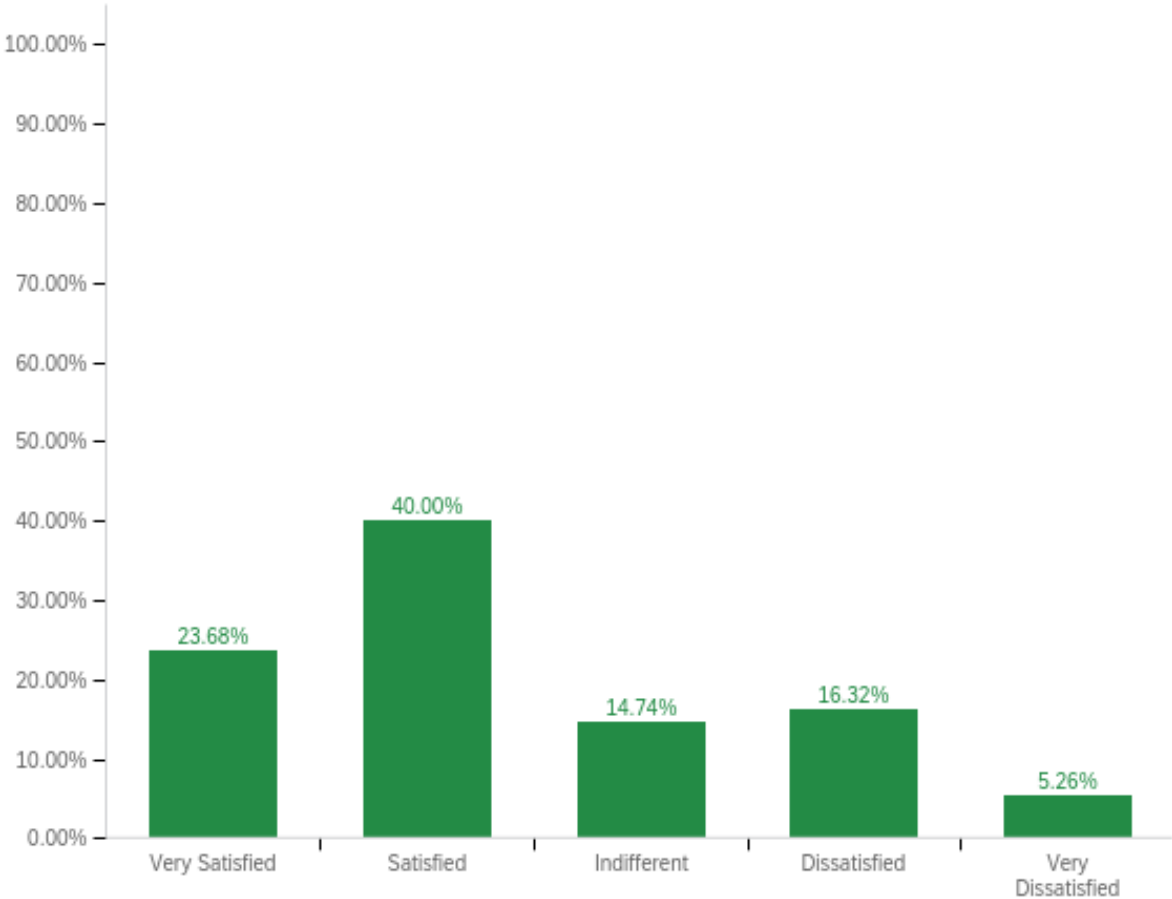
Question	Very Satisfied	Satisfied	Neutral	Dissatisfied	Very Dissatisfied	Total
Open Computer Labs	46.67%	42.22%	10.37%	0.74%	0.00%	135
MySupport@cuesta.edu	31.76%	40.00%	25.88%	2.35%	0.00%	85
Online Orientation	26.55%	38.98%	29.94%	3.95%	0.56%	177
Financial Aid Orientation	23.91%	34.78%	31.16%	10.14%	0.00%	138
Financial Aid Document Submission	26.14%	33.33%	32.68%	5.23%	2.61%	153
Transcript Request	24.59%	40.16%	27.05%	6.56%	1.64%	122
eAdvising	16.00%	28.00%	52.00%	4.00%	0.00%	50
Live Chat Counseling	30.77%	20.51%	41.03%	5.13%	2.56%	39
Online Registration	41.71%	45.02%	10.90%	1.42%	0.95%	211
myCuesta Pathways Degree Audit and SEP	36.84%	40.79%	19.74%	1.97%	0.66%	152
DSPS Application and Accommodation System	33.82%	29.41%	32.35%	1.47%	2.94%	68
CaFE Application and Orientation	30.19%	26.42%	39.62%	1.89%	1.89%	53

Q15 - Are you aware that Cuesta College provides support services in the Open Lab in the library?



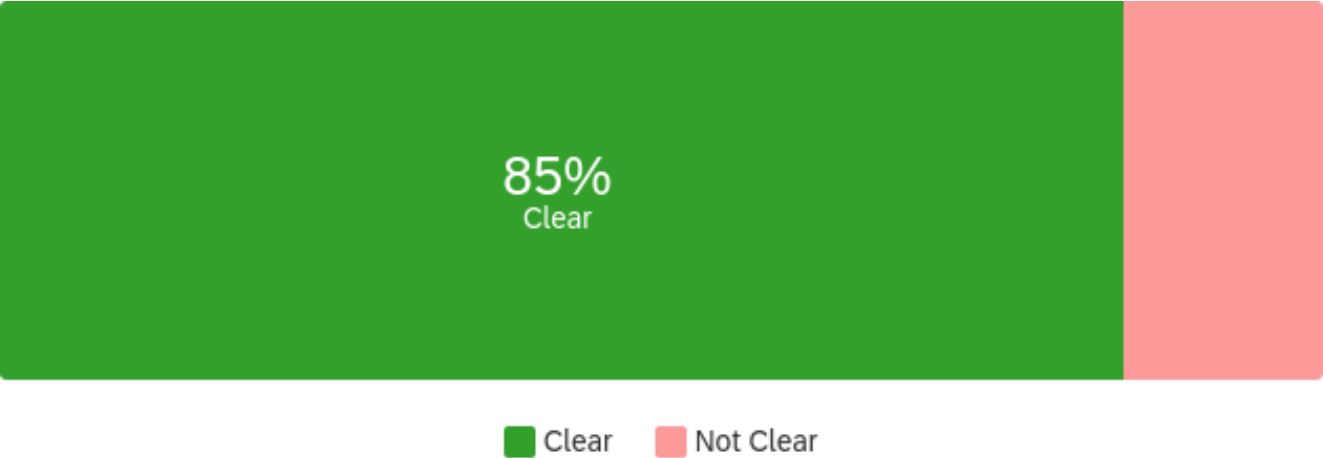
Answer	%	Count
Yes	68.18%	135
No	31.82%	63
Total	100%	198

Q16 - How satisfied are you with Cuesta's WiFi service?



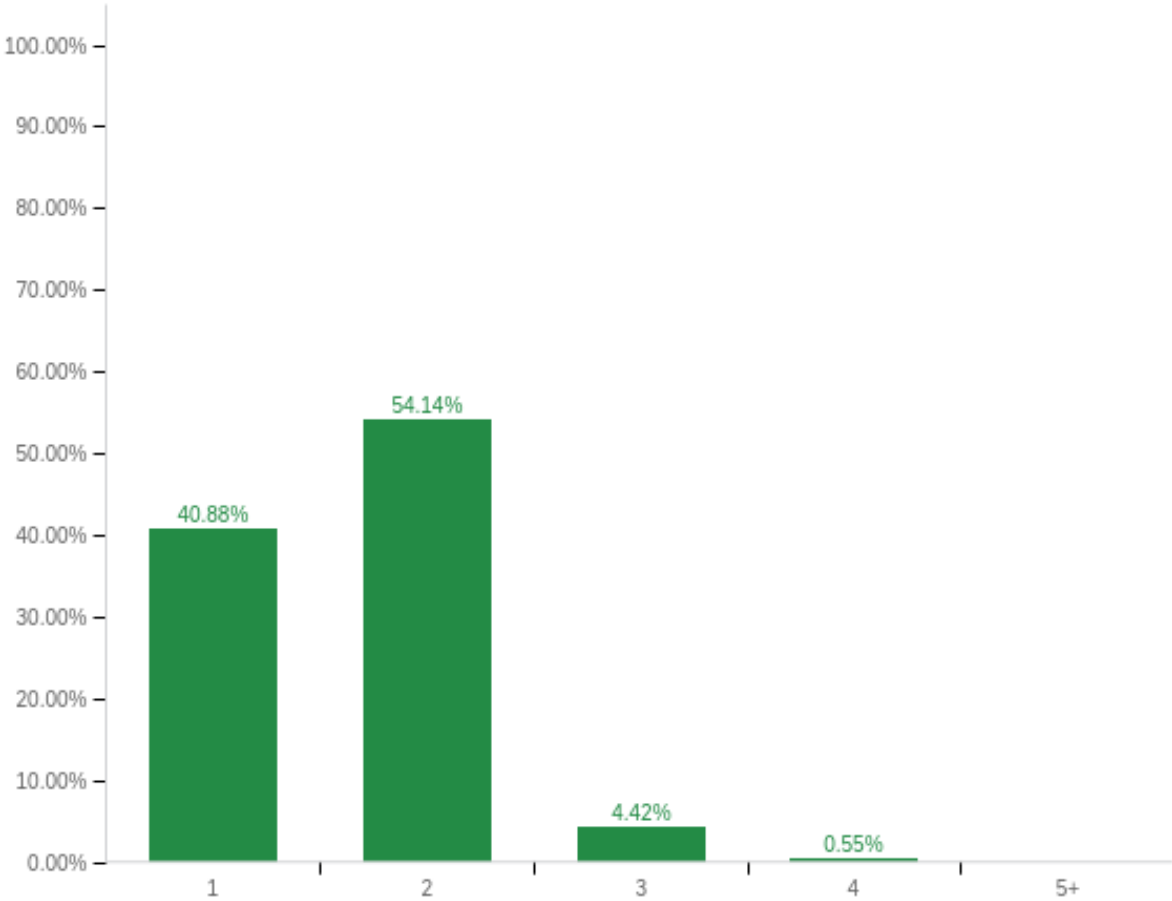
Answer	%	Count
Very Satisfied	23.68%	45
Satisfied	40.00%	76
Indifferent	14.74%	28
Dissatisfied	16.32%	31
Very Dissatisfied	5.26%	10
Total	100%	190

Q17 - Are the existing Wi-Fi identifiers (the Wi-Fi names) clear as to their function? (i.e. "staff", "eduroam", "mycuesta_wpa", "myCuesta" and "Lab")



Answer	%	Count
Clear	84.91%	180
Not Clear	15.09%	32
Total	100%	212

Q18 - How many personal Wi-Fi devices do you typically use on campus?



Answer	%	Count
1	40.88%	74
2	54.14%	98
3	4.42%	8
4	0.55%	1
5+	0.00%	0
Total	100%	181

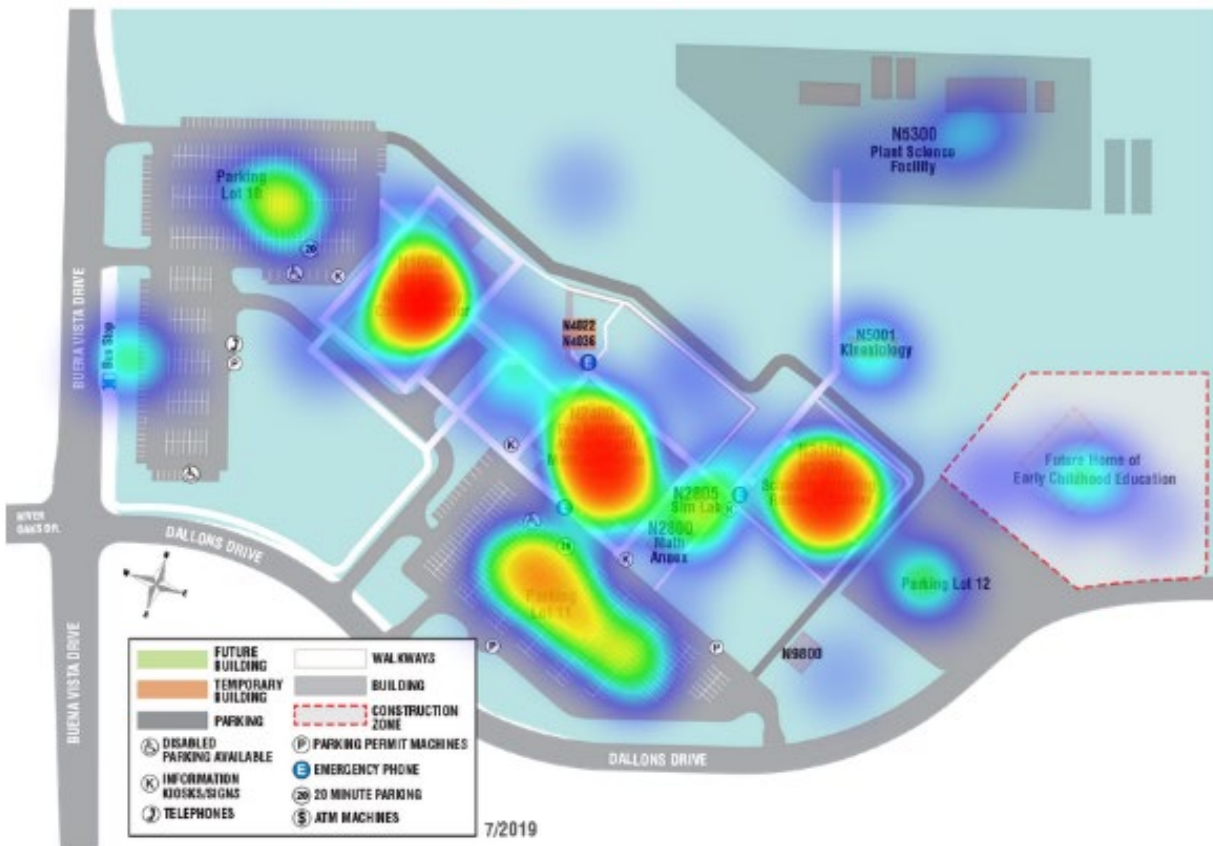
Q19 - Where would you most like to see Wi-Fi added on the San Luis Obispo Campus?
 (Please limit your choices to no more than 2; simply click on the building to select)



**Q19 - Where would you most like to see Wi-Fi added on the San Luis Obispo Campus?
(Please limit your choices to no more than 2; simply click on the building to select) -
Regions**

Answer	%	Count
2800	0.00%	0
4800	0.00%	0
1700-1800's	3.77%	9
1900, 7400,7500, Facilities	0.00%	0
4500-4700,4000	1.67%	4
4100-4400	6.69%	16
1000-1600	5.86%	14
5100,5200,5600-5800	3.35%	8
5300-5400	3.77%	9
7100,7300	9.62%	23
3100-3400	19.67%	47
2100-2700	10.88%	26
8000,8100	4.60%	11
6100-6800	12.97%	31
Other	17.15%	41
Total	100%	239

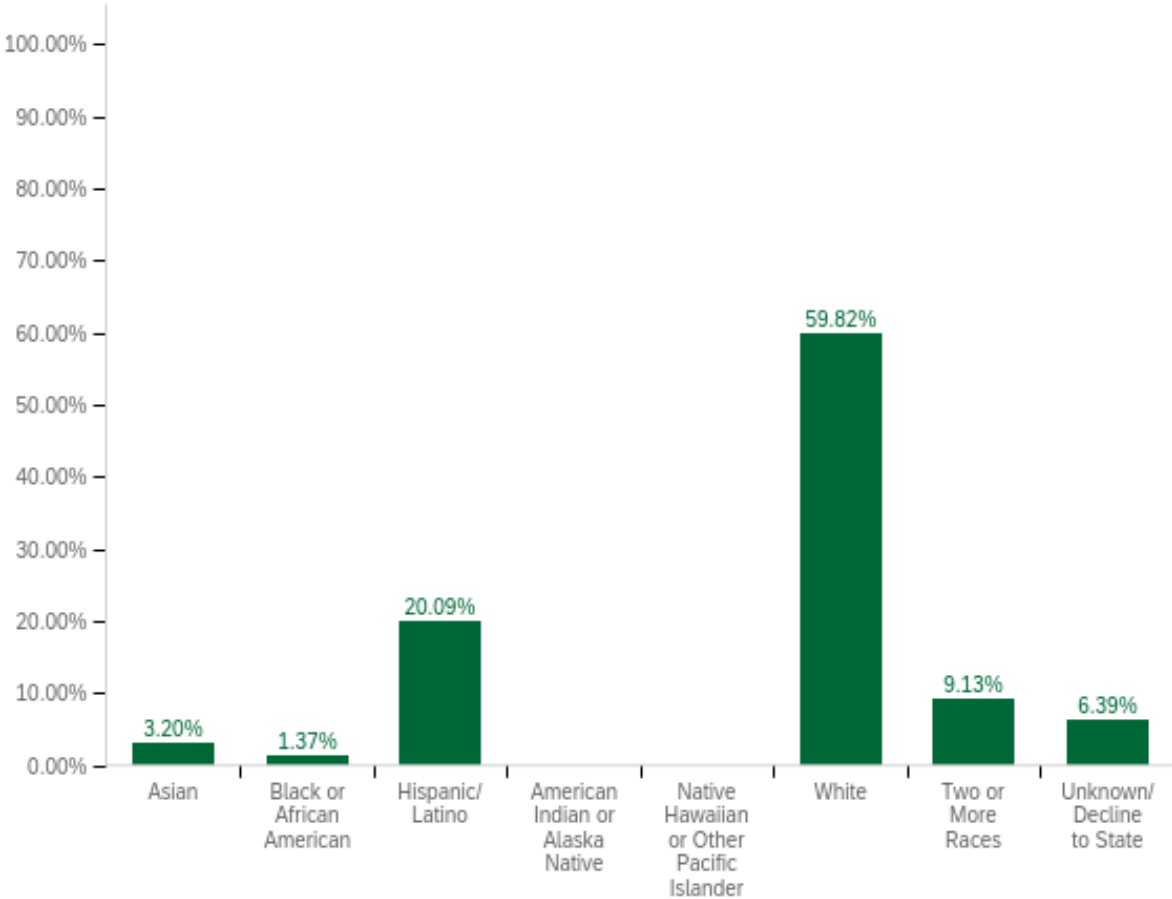
**Q20 - Where would you most like to see Wi-Fi added on the North County Campus?
 (Please limit your choices to no more than 2; simply click on the building to select)**



**Q20 - Where would you most like to see Wi-Fi added on the North County Campus?
(Please limit your choices to no more than 2; simply click on the building to select) -
Regions**

Answer	%	Count
N1000-N1100	16.28%	21
N5300	4.65%	6
N2400, N4022,N4036	20.16%	26
N3100-N3200	17.05%	22
N2800, N2805	4.65%	6
N5001	3.10%	4
N9800	0.78%	1
Planned ECE	4.65%	6
Other	28.68%	37
Total	100%	129

Q21 - ETHNICITY



Q22 - GENDER



■ Male ■ Female ■ Unknown/Decline to State

Q23 - AGE

