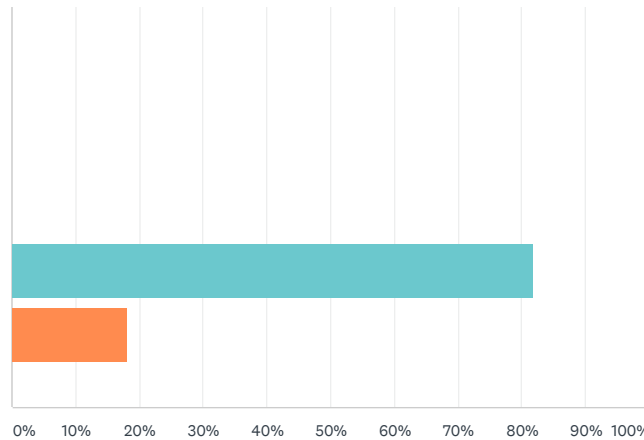


Planning & Budget Assessment End of Year Survey 2018-2019

Q1

The committee set attainable initiatives.

Answered: 11 Skipped: 0



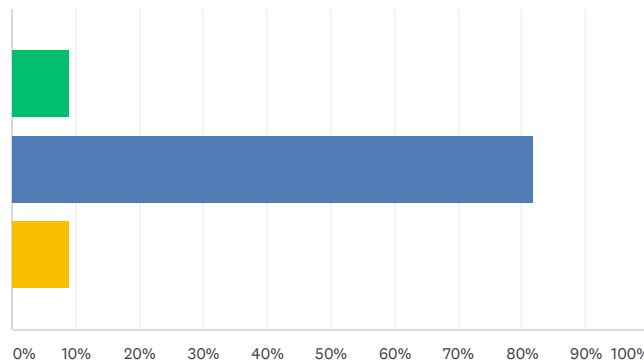
■ Strongly Disagree
 ■ Disagree
 ■ Neutral
 ■ Agree
 ■ Strongly Agree

STRONGLY DISAGREE	DISAGREE	NEUTRAL	AGREE	STRONGLY AGREE	TOTAL	WEIGHTED AVERAGE
0.00%	0.00%	0.00%	81.82%	18.18%	11	4.18
0	0	0	9	2		

Q2

The committee completed Initiative 1: Technology Plan Review

Answered: 11 Skipped: 0



0% 10% 20% 30% 40% 50% 60% 70% 80% 90% 100%

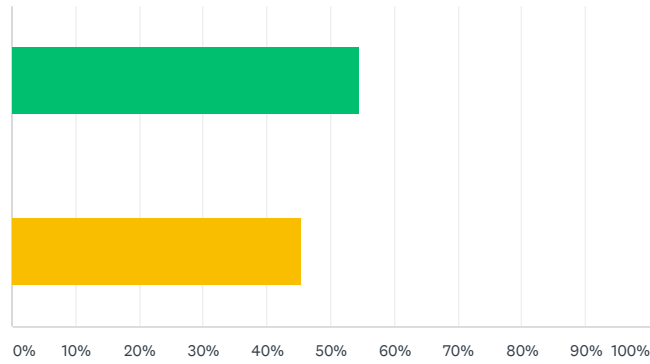
Yes No Not sure

YES	NO	NOT SURE	TOTAL	WEIGHTED AVERAGE
9.09% 1	81.82% 9	9.09% 1	11	1.10

Q3

The committee completed Initiative 2: Pursue alternative revenue sources

Answered: 11 Skipped: 0



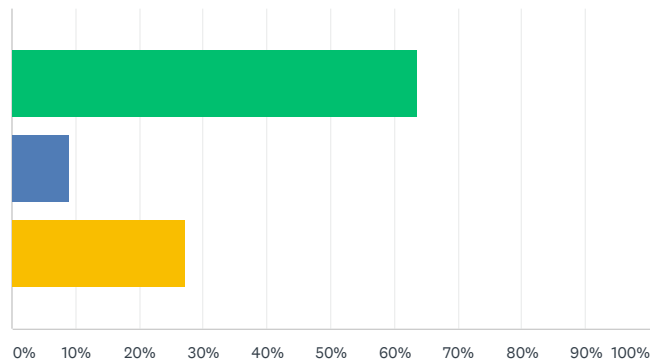
Yes No Not sure

YES	NO	NOT SURE	TOTAL	WEIGHTED AVERAGE
54.55% 6	0.00% 0	45.45% 5	11	2.00

Q4

The committee completed Initiative 3: Planning for new funding formula

Answered: 11 Skipped: 0



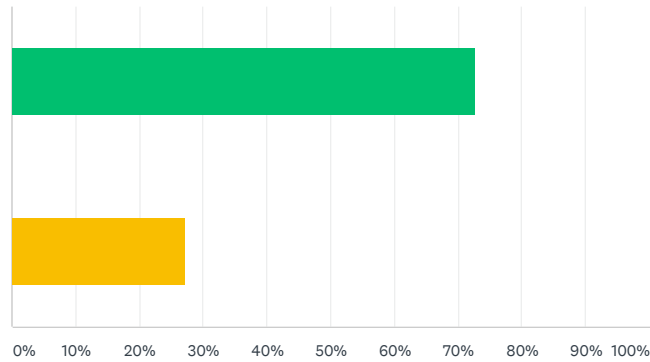
Yes No Not sure

YES	NO	NOT SURE	TOTAL	WEIGHTED AVERAGE
63.64% 7	9.09% 1	27.27% 3	11	1.88

Q5

The committee completed Initiative 4: Find ways to educate/communicate to the community about the new funding formula

Answered: 11 Skipped: 0



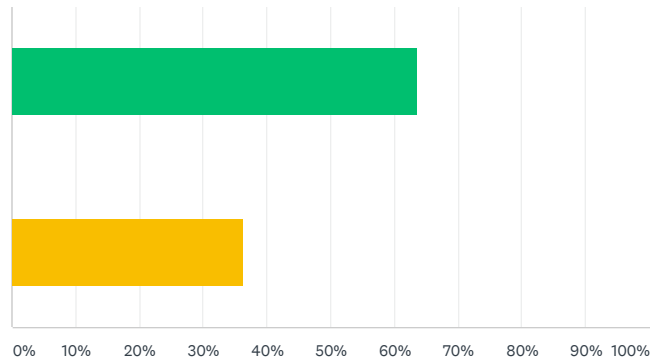
Yes No Not sure

YES	NO	NOT SURE	TOTAL	WEIGHTED AVERAGE
72.73% 8	0.00% 0	27.27% 3	11	2.00

Q6

The committee completed Initiative 5: ISER Initiative (Accreditation)

Answered: 11 Skipped: 0

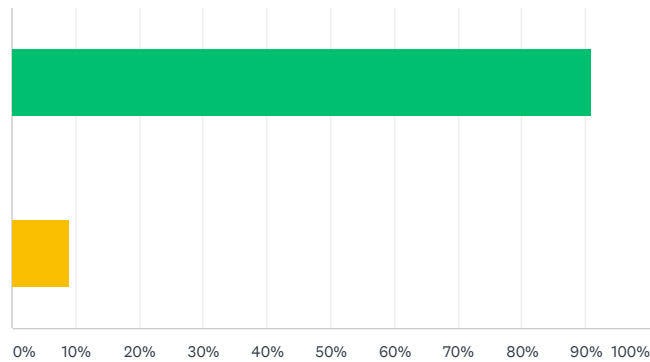


YES	NO	NOT SURE	TOTAL	WEIGHTED AVERAGE
63.64%	0.00%	36.36%	11	2.00
7	0	4		

Q7

The committee completed Initiative 6: Information necessary to support FT faculty hiring recommendation

Answered: 11 Skipped: 0



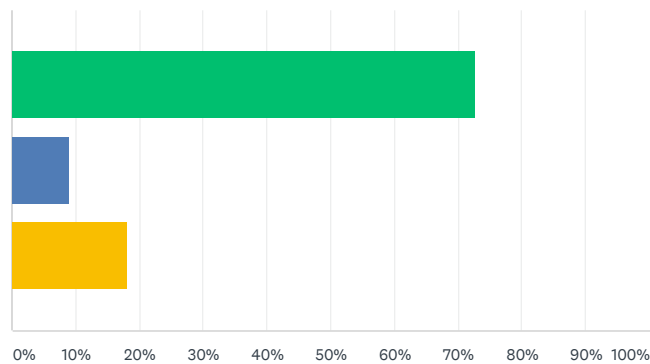
Yes No Not sure

YES	NO	NOT SURE	TOTAL	WEIGHTED AVERAGE
90.91%	0.00%	9.09%	11	2.00
10	0	1		

Q8

The committee completed Initiative 7: Outline information necessary to review district staffing

Answered: 11 Skipped: 0



Yes No Not sure

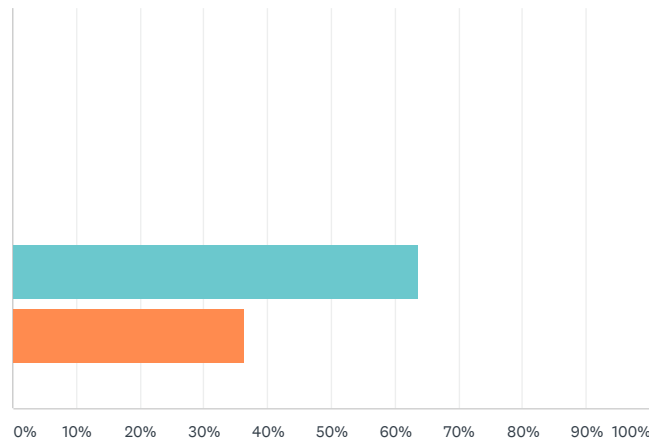
YES	NO	NOT SURE	TOTAL	WEIGHTED AVERAGE
72.73% 8	9.09% 1	18.18% 2	11	1.89

Q9 What initiatives would you recommend for next year?

Answered: 8 Skipped: 3

Q10 Committee members received clear and timely meeting information.

Answered: 11 Skipped: 0



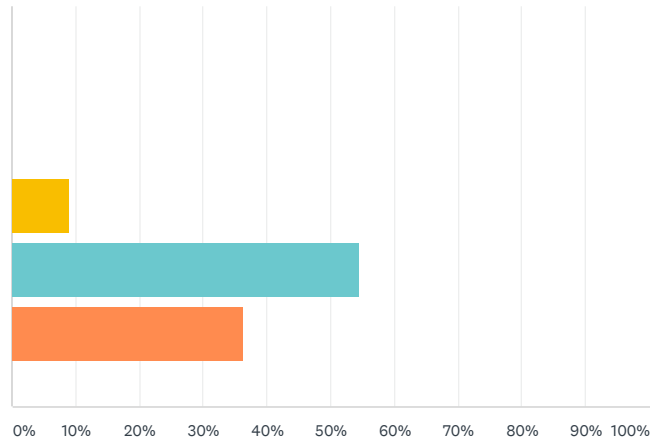
■ Strongly Disagree
 ■ Disagree
 ■ Neutral
 ■ Agree
 ■ Strongly Agree

STRONGLY DISAGREE	DISAGREE	NEUTRAL	AGREE	STRONGLY AGREE	TOTAL	WEIGHTED AVERAGE
0.00% 0	0.00% 0	0.00% 0	63.64% 7	36.36% 4	11	4.36

Q11

Committee members received appropriate budget materials to support decisions.

Answered: 11 Skipped: 0

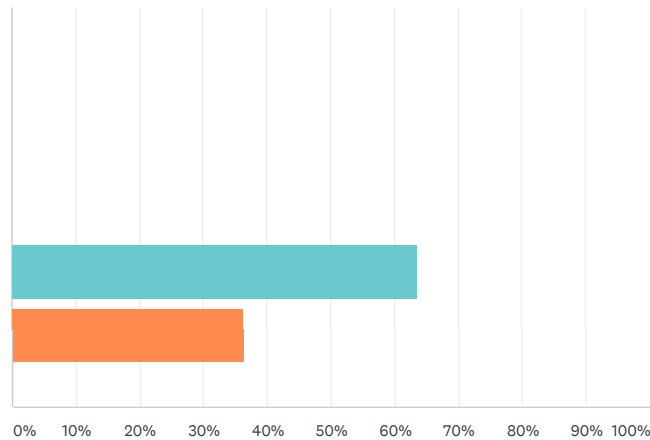


Strongly Disagree Disagree Neutral Agree Strongly Agree

STRONGLY DISAGREE	DISAGREE	NEUTRAL	AGREE	STRONGLY AGREE	TOTAL	WEIGHTED AVERAGE
0.00%	0.00%	9.09%	54.55%	36.36%	11	4.27
0	0	1	6	4		

Q12 Committee members received timely budget materials to support decisions.

Answered: 11 Skipped: 0



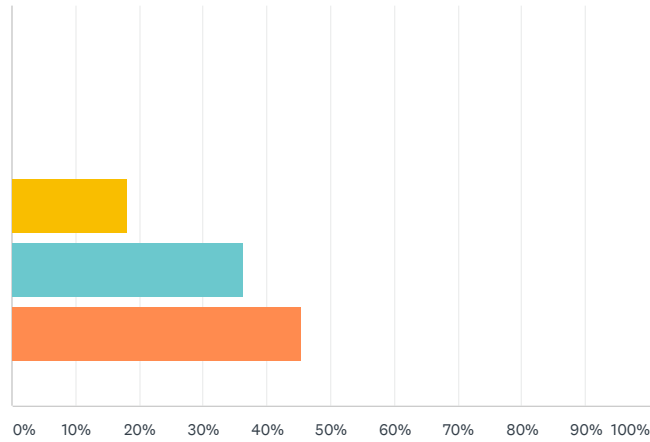
■ Strongly Disagree
 ■ Disagree
 ■ Neutral
 ■ Agree
 ■ Strongly Agree

STRONGLY DISAGREE	DISAGREE	NEUTRAL	AGREE	STRONGLY AGREE	TOTAL	WEIGHTED AVERAGE
0.00%	0.00%	0.00%	63.64%	36.36%	11	4.36
0	0	0	7	4		

Q13

I understood the Planning & Budget process well enough to provide critical input.

Answered: 11 Skipped: 0



■ Strongly Disagree
 ■ Disagree
 ■ Neutral
 ■ Agree
 ■ Strongly Agree

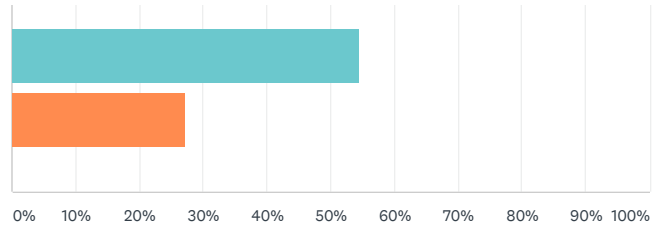
STRONGLY DISAGREE	DISAGREE	NEUTRAL	AGREE	STRONGLY AGREE	TOTAL	WEIGHTED AVERAGE
0.00%	0.00%	18.18%	36.36%	45.45%	11	4.27
0	0	2	4	5		

Q14

The committee made decisions and recommendations in a timely and effective manner.

Answered: 11 Skipped: 0





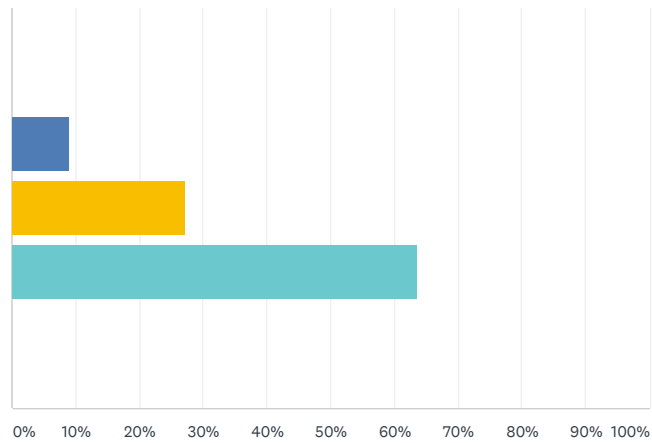
■ Strongly Disagree
 ■ Disagree
 ■ Neutral
 ■ Agree
 ■ Strongly Agree

STRONGLY DISAGREE	DISAGREE	NEUTRAL	AGREE	STRONGLY AGREE	TOTAL	WEIGHTED AVERAGE
0.00%	0.00%	18.18%	54.55%	27.27%	11	4.09
0	0	2	6	3		

Q15

The committee has the appropriate number of members.

Answered: 11 Skipped: 0



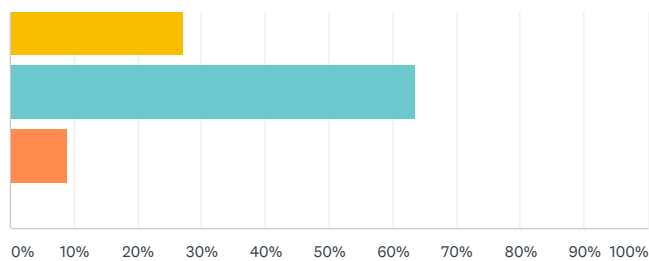
■ Strongly Disagree
 ■ Disagree
 ■ Neutral
 ■ Agree
 ■ Strongly Agree

STRONGLY DISAGREE	DISAGREE	NEUTRAL	AGREE	STRONGLY AGREE	TOTAL	WEIGHTED AVERAGE
0.00%	9.09%	27.27%	63.64%	0.00%	11	3.55
0	1	3	7	0		

Q16

The committee has appropriate representation.

Answered: 11 Skipped: 0



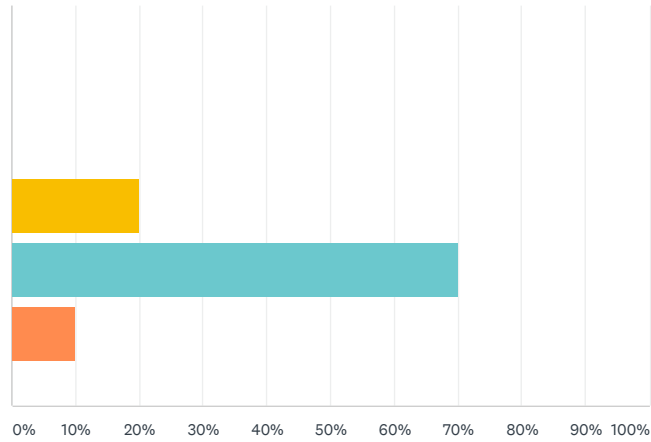
■ Strongly Disagree
 ■ Disagree
 ■ Neutral
 ■ Agree
 ■ Strongly Agree

STRONGLY DISAGREE	DISAGREE	NEUTRAL	AGREE	STRONGLY AGREE	TOTAL	WEIGHTED AVERAGE
0.00%	0.00%	27.27%	63.64%	9.09%	11	3.82
0	0	3	7	1		

Q17

The committee's composition reflected an appropriate mix of skills, experience, backgrounds, and diversity.

Answered: 10 Skipped: 1



■ Strongly Disagree
 ■ Disagree
 ■ Neutral
 ■ Agree
 ■ Strongly Agree

STRONGLY DISAGREE	DISAGREE	NEUTRAL	AGREE	STRONGLY AGREE	TOTAL	WEIGHTED AVERAGE
0.00%	0.00%	20.00%	70.00%	10.00%	10	3.90
0	0	2	7	1		

Q18

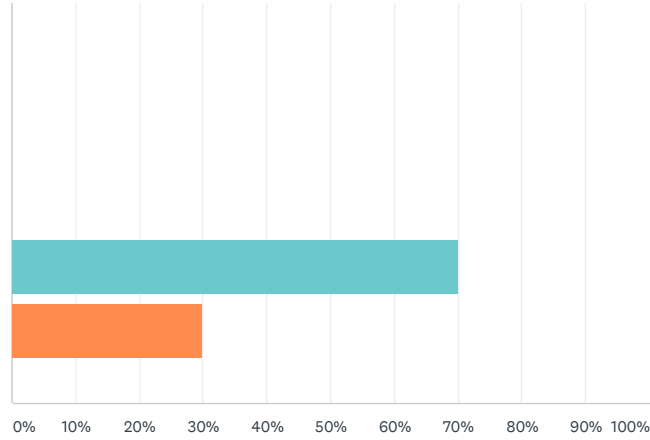
Please list any training you would like regarding committee documents and/or processes.

Answered: 4 Skipped: 7

Q19

Budget assumptions were received, updated, and changes to the assumptions requested by the committee were made

Answered: 10 Skipped: 1



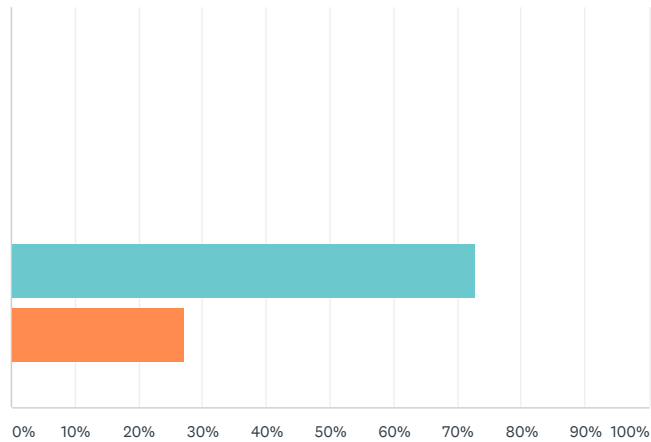
Strongly Disagree Disagree Neutral Agree Strongly Agree

STRONGLY DISAGREE	DISAGREE	NEUTRAL	AGREE	STRONGLY AGREE	TOTAL	WEIGHTED AVERAGE
0.00%	0.00%	0.00%	70.00%	30.00%	10	4.30
0	0	0	7	3		

Q20

Terly reports were presented and there was an opportunity to ask questions

Answered: 11 Skipped: 0

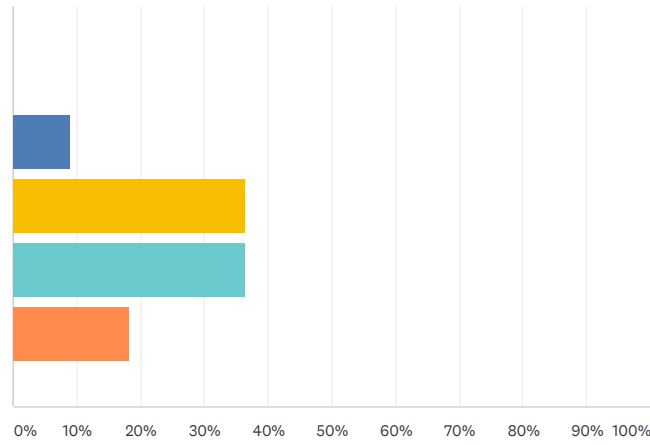


Strongly Disagree Disagree Neutral Agree Strongly Agree

STRONGLY DISAGREE	DISAGREE	NEUTRAL	AGREE	STRONGLY AGREE	TOTAL	WEIGHTED AVERAGE
0.00%	0.00%	0.00%	72.73%	27.27%	11	4.27
0	0	0	8	3		

Q21 The Resource Allocation Rubric was used accurately to rank institutional needs.

Answered: 11 Skipped: 0



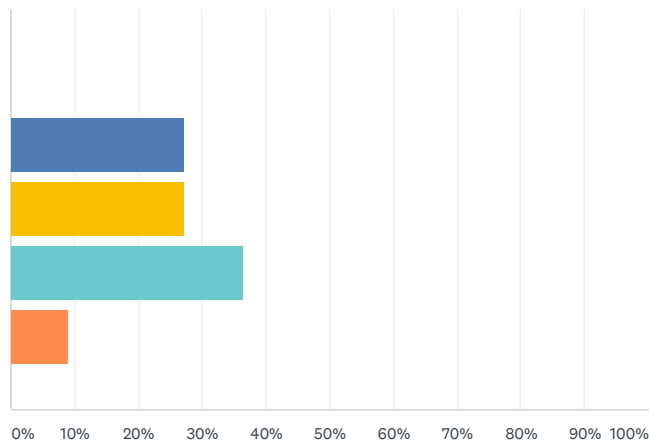
Strongly Disagree Disagree Neutral Agree Strongly Agree

STRONGLY DISAGREE	DISAGREE	NEUTRAL	AGREE	STRONGLY AGREE	TOTAL	WEIGHTED AVERAGE
0.00%	9.09%	36.36%	36.36%	18.18%	11	3.64
0	1	4	4	2		

Q22

The weighting of the scoring areas on the rubric provide a fair assessment of the needs of the institution.

Answered: 11 Skipped: 0

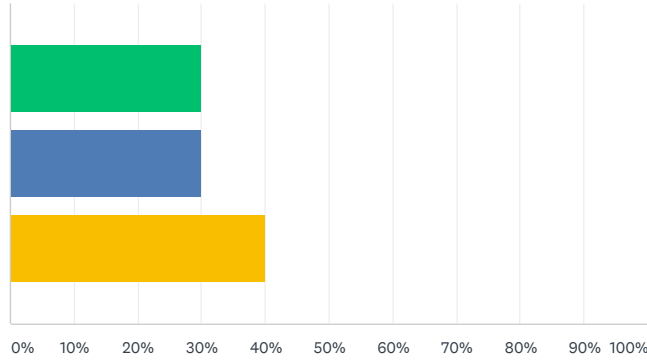


Strongly Disagree Disagree Neutral Agree Strongly Agree

STRONGLY DISAGREE	DISAGREE	NEUTRAL	AGREE	STRONGLY AGREE	TOTAL	WEIGHTED AVERAGE
0.00%	27.27%	27.27%	36.36%	9.09%	11	3.27
0	3	3	4	1		

Q23 Do you think additional scoring areas need to be added?

Answered: 10 Skipped: 1



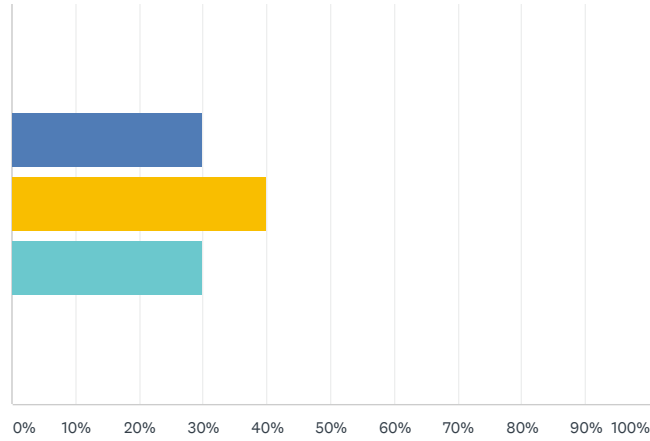
Yes No Not sure

YES	NO	NOT SURE	TOTAL	WEIGHTED AVERAGE
30.00%	30.00%	40.00%	10	1.50
3	3	4		

Q24

The technology needs were ranked according to institutional needs.

Answered: 10 Skipped: 1



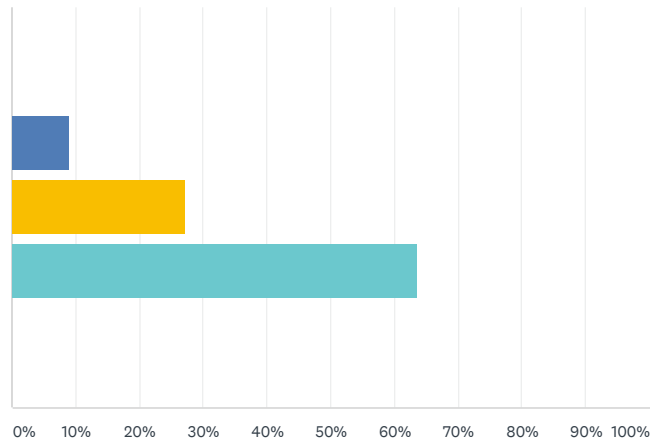
Strongly Disagree Disagree Neutral Agree Strongly Agree

STRONGLY DISAGREE	DISAGREE	NEUTRAL	AGREE	STRONGLY AGREE	TOTAL	WEIGHTED AVERAGE
0.00%	30.00%	40.00%	30.00%	0.00%	10	3.00
0	3	4	3	0		

Q25

The one-time needs were ranked according to institutional needs.

Answered: 11 Skipped: 0



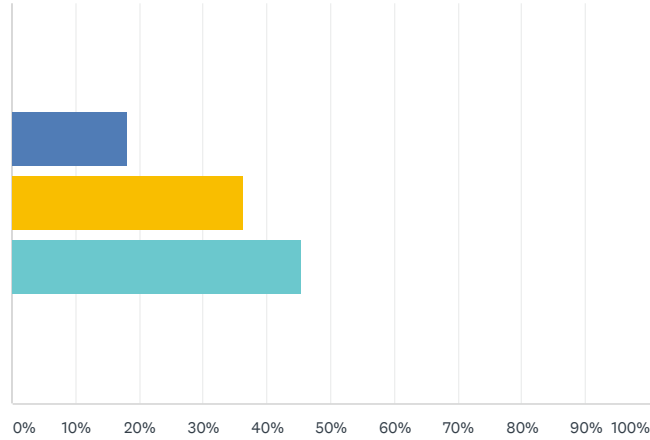
Strongly Disagree Disagree Neutral Agree Strongly Agree

STRONGLY DISAGREE	DISAGREE	NEUTRAL	AGREE	STRONGLY AGREE	TOTAL	WEIGHTED AVERAGE
0.00%	9.09%	27.27%	63.64%	0.00%	11	3.55
0	1	3	7	0		

Q26

The on-going needs were ranked according to institutional needs.

Answered: 11 Skipped: 0



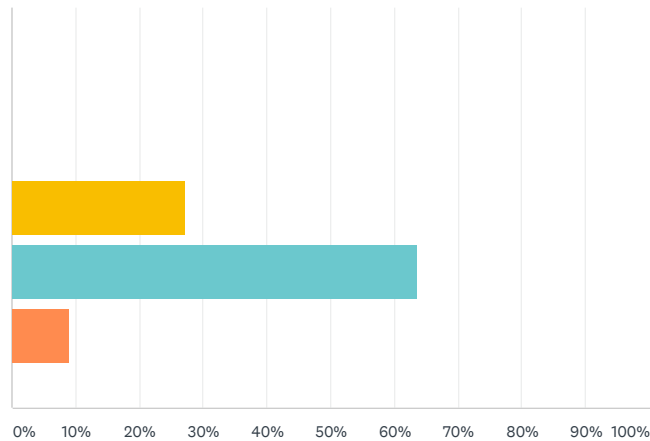
Strongly Disagree Disagree Neutral Agree Strongly Agree

STRONGLY DISAGREE	DISAGREE	NEUTRAL	AGREE	STRONGLY AGREE	TOTAL	WEIGHTED AVERAGE
0.00%	18.18%	36.36%	45.45%	0.00%	11	3.27
0	2	4	5	0		

Q27

The cluster presentations helped inform my subjective ranking.

Answered: 11 Skipped: 0



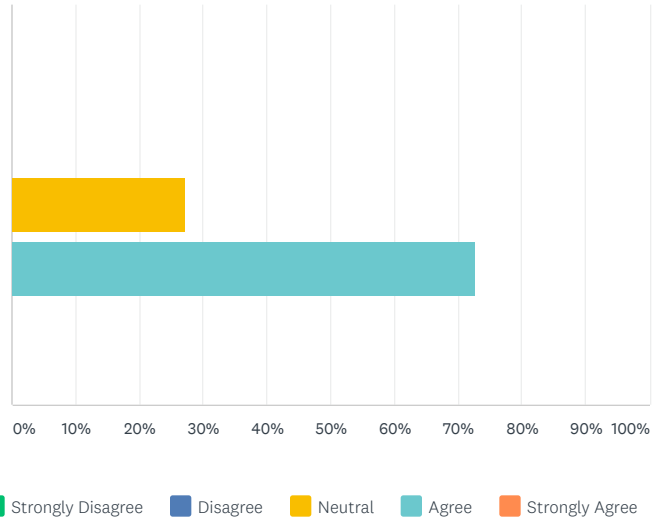
Strongly Disagree Disagree Neutral Agree Strongly Agree

STRONGLY DISAGREE	DISAGREE	NEUTRAL	AGREE	STRONGLY AGREE	TOTAL	WEIGHTED AVERAGE
0.00%	0.00%	27.27%	63.64%	9.09%	11	3.82
0	0	3	7	1		

Q28

There was sufficient time allowed for cluster presentations.

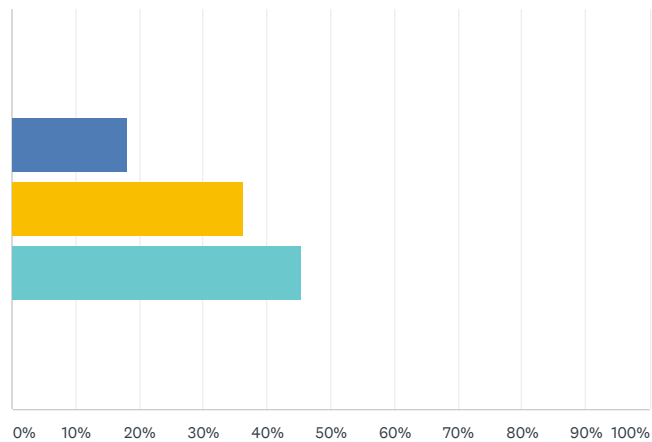
Answered: 11 Skipped: 0



STRONGLY DISAGREE	DISAGREE	NEUTRAL	AGREE	STRONGLY AGREE	TOTAL	WEIGHTED AVERAGE
0.00%	0.00%	27.27%	72.73%	0.00%	11	3.73
0	0	3	8	0		

Q29 Allowing clusters to prioritize ten requests is an appropriate number.

Answered: 11 Skipped: 0



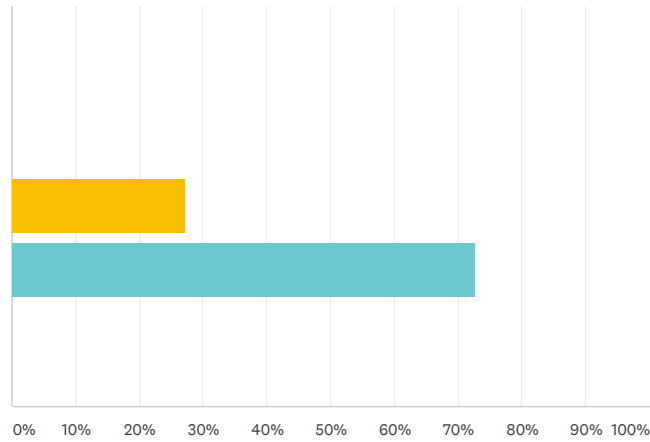
■ Strongly Disagree
 ■ Disagree
 ■ Neutral
 ■ Agree
 ■ Strongly Agree

STRONGLY DISAGREE	DISAGREE	NEUTRAL	AGREE	STRONGLY AGREE	TOTAL	WEIGHTED AVERAGE
0.00%	18.18%	36.36%	45.45%	0.00%	11	3.27
0	2	4	5	0		

Q30

Guidelines for the Resource Allocation Process were clear and easily understood.

Answered: 11 Skipped: 0



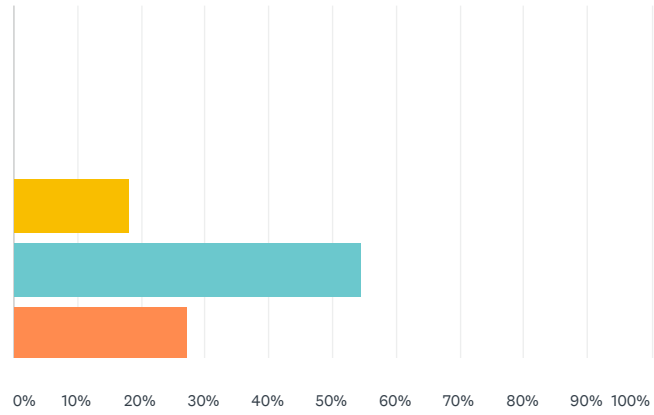
■ Strongly Disagree
 ■ Disagree
 ■ Neutral
 ■ Agree
 ■ Strongly Agree

STRONGLY DISAGREE	DISAGREE	NEUTRAL	AGREE	STRONGLY AGREE	TOTAL	WEIGHTED AVERAGE
0.00%	0.00%	27.27%	72.73%	0.00%	11	3.73
0	0	3	8	0		

Q31

Guidelines for the Resource Allocation Process were properly enforced.

Answered: 11 Skipped: 0



Strongly Disagree Disagree Neutral Agree Strongly Agree

STRONGLY DISAGREE	DISAGREE	NEUTRAL	AGREE	STRONGLY AGREE	TOTAL	WEIGHTED AVERAGE
0.00%	0.00%	18.18%	54.55%	27.27%	11	4.09
0	0	2	6	3		