


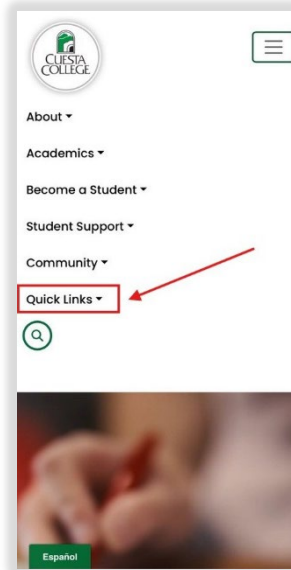
Locating your Student ID/900 Number (mobile device)

Open the web browser on your mobile device (such as Chrome or Safari). Type "Cuesta.edu" into the address bar and press Enter or Go to visit the Cuesta College website.

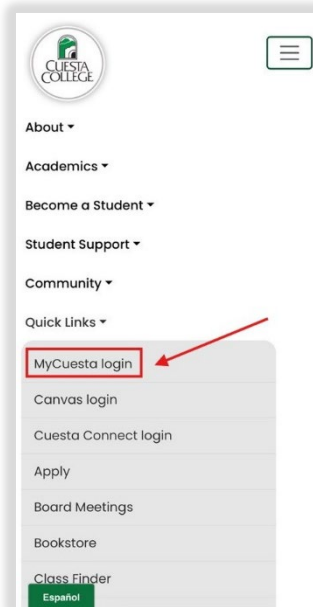
1. Once on the homepage, click on the **three horizontal lines** located in the top-right corner of the screen.



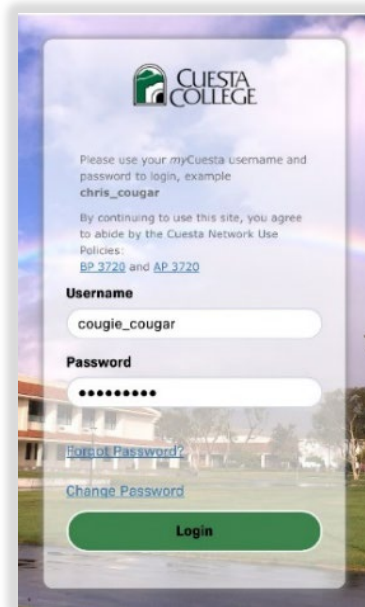
2. When the menu expands, locate and click on the **MyCuesta portal icon**.



3. Then click on MyCuesta login option.

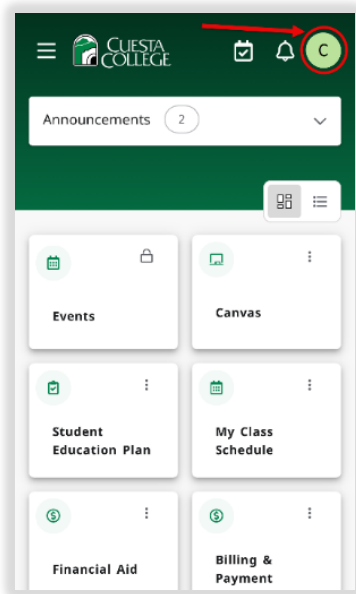


4. Log into the **MyCuesta Portal**: Enter your username and password & click "Login."

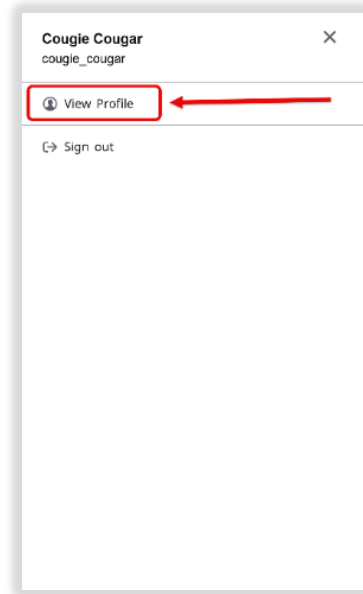


(Username is typically formatted: **first name_last name**)

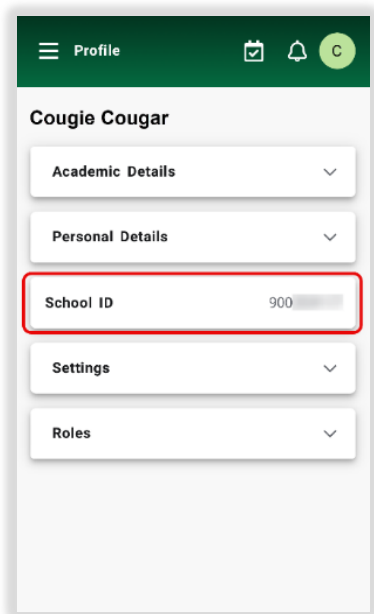
5. Once logged in, tap on your **initial icon** in the top right corner of the screen.



6. From the drop-down menu, select **View Profile**.



7. On your profile page, you'll find your **School ID/ 900 number** listed.



Pro Tip: Save Your Student ID: take a **screenshot of your 900 number** or adding it to your Notes app for future reference.