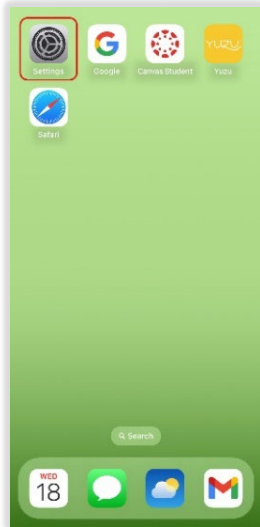
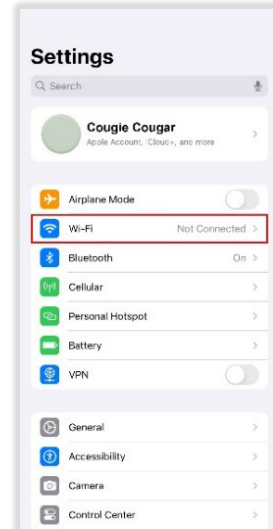


# Connecting to Eduroam Wi-Fi for iPhones

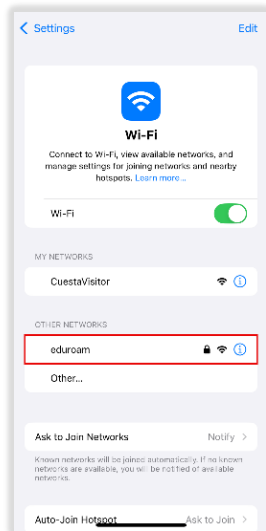
1. First click on the **settings** icon.



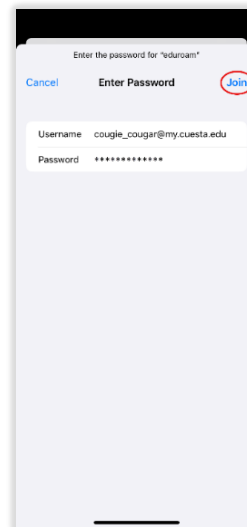
2. Then select **Wi-Fi**.



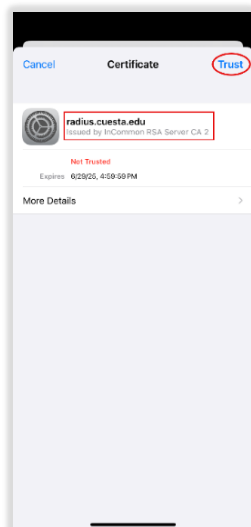
3. Select **eduroam** from the list.



4. Enter your **username & password** & then select **Join**.



5. Verify the certificate by selecting **trust**.



6. Once a **checkmark** appears, you are connected.

