

# WHAT IS CUESTA CONNECT & HOW CAN IT HELP YOU?

Cuesta Connect makes it easy to access all your resources & support services in one place!

With your *myCuesta* login you can connect with your **Success Network**, **book appointments** & track your progress with **Milestones**.

It's your go-to platform for staying organized & on track.

## KEY FEATURES

### BOOK APPOINTMENTS & SEND MESSAGES

*Schedule meetings with Academic Counseling, Student Technology Support, Affinity Programs, & more!*

### QUICKLY FIND CONTACT INFORMATION

*Easily access contact details for various student support departments.*

### RESERVE A STUDY ROOM



*Need a quiet space? Cuesta's Libraries have you covered.*

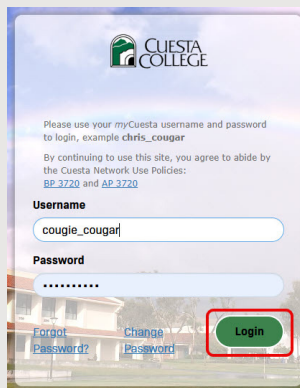


*Scan the QR Code to reserve a room.*

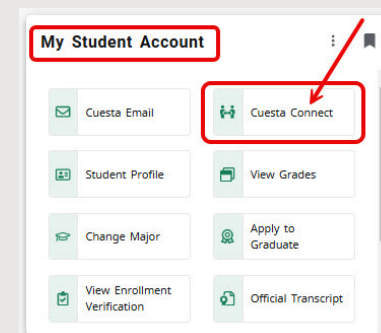
# Book an appointment & connect with your Success Network!




1. Log into *myCuesta* portal using your *myCuesta* login credentials.



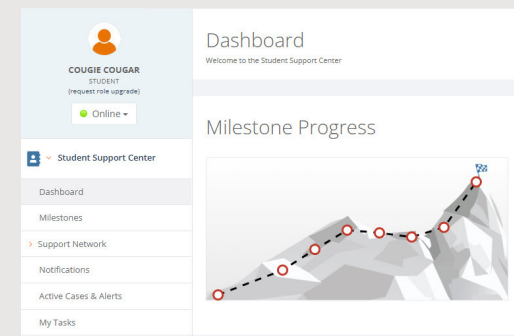
2. Navigate to the My Student Account tile & select Cuesta Connect.



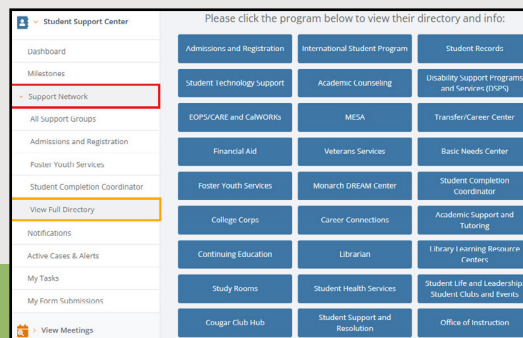
3. You will be brought to the Cuesta Connect landing page. Please select **'Welcome to Cuesta Connect for Current Staff/Students'** & continue logging in.



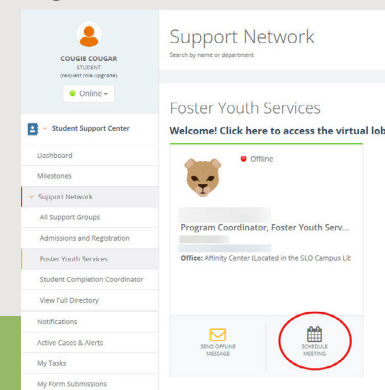
4. On your Student Dashboard, explore your Success Network Directory to book appointments, view milestones, and more!



5. Navigate to the left side navigation bar, click **'Support Network'**, then **'View Full Directory'** & book an appointment with your Success Network!



6. Choose a Success Network Team & click **'Schedule a Meeting'**.



*Then follow the prompts to book your appointment.*