


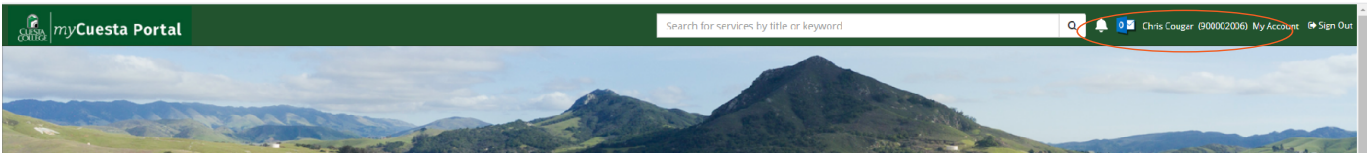
>>> Activate Gmail Account

Login to *myCuesta*, open Student Email portlet.



>>> How to locate your Student ID Number

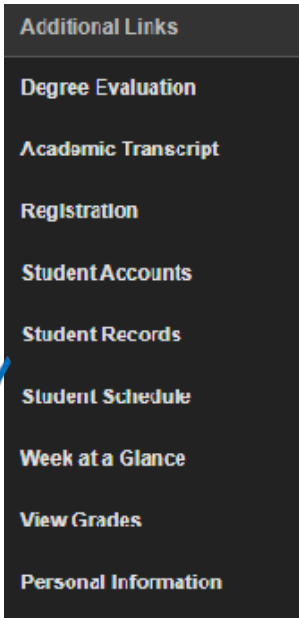

Login to *myCuesta* and Student ID Number is in upper right corner.





>>> Updating Your Address in myCuesta

Login to *myCuesta*, open Student Self-Service portlet.

On left, under Additional Links, click on Personal Information.



Click icon  to edit/make changes or click  to delete.
Under Personal Information, make changes or update:

- Preferred First Name
- Marital Status
- Phone Number(s)
- Add Personal E-mail Address
- Permanent and Mailing Address
- Emergency Contact
- Ethnicity and Race
- Veteran Classification

>>> Updating Your Major

In Student Self-Service portlet, click on Student Records then Change Major/Program.

