
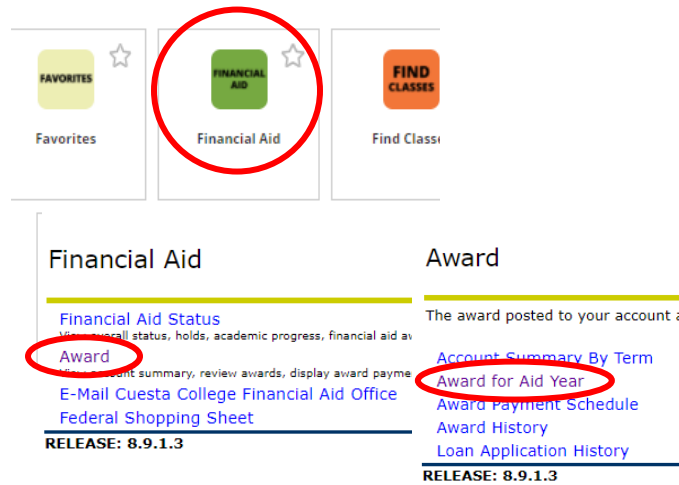


## How to Check Your Promise Status!

Log on to your myCuesta student portal:



Click on the Financial Aid applet in your myCuesta Student and then click on **AWARD**.



**Financial Aid**

**Award**

The award posted to your account at:

[Account Summary By Term](#)

[Award for Aid Year](#)

[Award Payment Schedule](#)

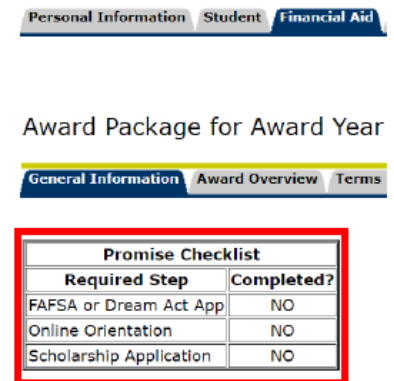
[Award History](#)

[Loan Application History](#)

RELEASE: 8.9.1.3

Select **Award for Aid Year** and use the drop-down menu for Select Aid Year field. Select the correct academic year and click submit.

See Checklist!



Personal Information Student **Financial Aid**

Award Package for Award Year

General Information **Award Overview** Terms

Promise Checklist	
Required Step	Completed?
FAFSA or Dream Act App	NO
Online Orientation	NO
Scholarship Application	NO

**NOTE:** We start awarding Cuesta Promise Scholarships in May for upcoming fall enrollment. You will receive an email to your myCuesta email once you have been awarded. Allow 1-2 weeks from when you complete all the steps to receive email notification that you have been awarded.