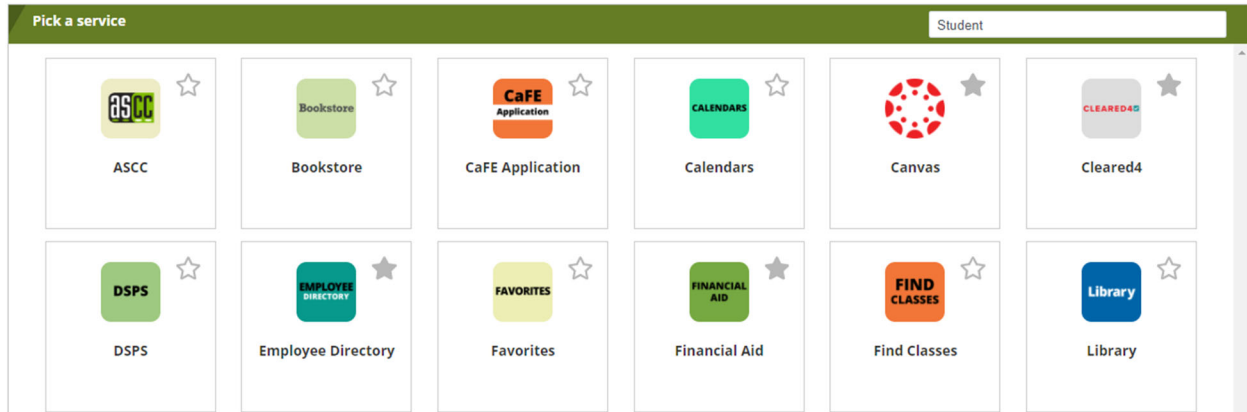
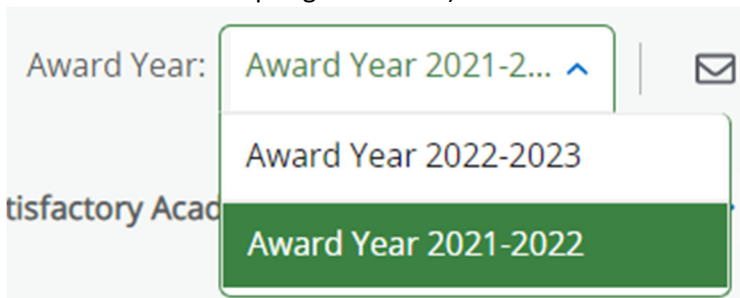


How to Check your EFC


- 1) Log in at <https://my.cuesta.edu>
- 2) In the “Pick a service” section, click the “Financial Aid” button.



- 3) Use the drop-down menu in the upper-right to ensure you are viewing the correct award year (i.e. “Award Year 2021-2022” for the Spring 2022 term).



- 4) Click the “Award Offer” tab.



- 5) View your EFC, as in the example below:

