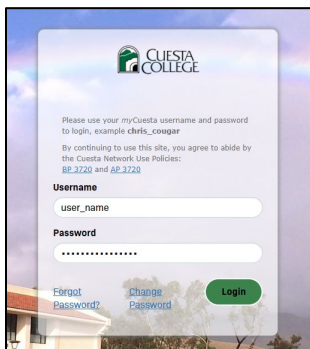
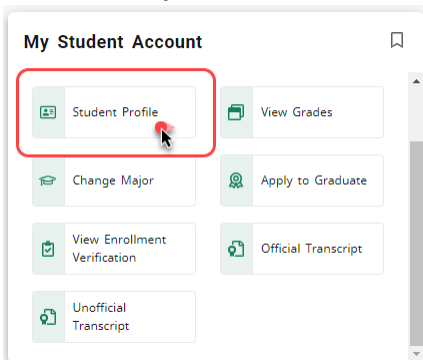


Cuesta College – Updating Your Student Profile Information

1. Login to [myCuesta](#) using your Cuesta username and password
 Forgot username?- email support@my.cuesta.edu. Forgot password?- [Change your password](#)



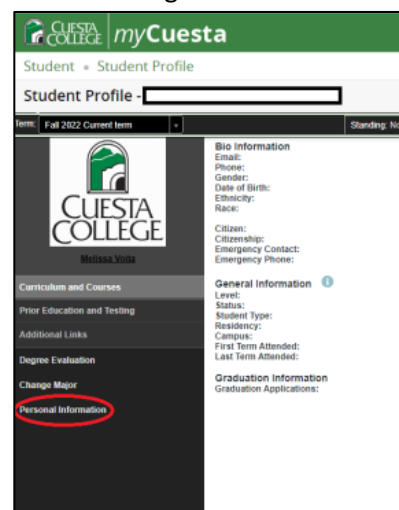
2. Locate the **My Student Account** card, then select **Student Profile**.



3. Once in the Student Profile, select Personal Information to view and make changes to the following information:

- preferred name
- personal pronoun
- personal email
- phone number
- emergency contact information
- mailing/local address changes
- other additional details

Please Note: Any official (legal) name changes cannot be updated in the Student Profile. To make a change to your legal name, please visit the [Change of Information webpage](#) to learn more or contact Enrollment Services for further assistance.



Questions? – Contact Enrollment Services

Phone: (805) 546-3140

Email: admit@cuesta.edu