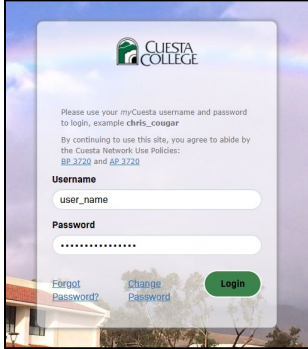
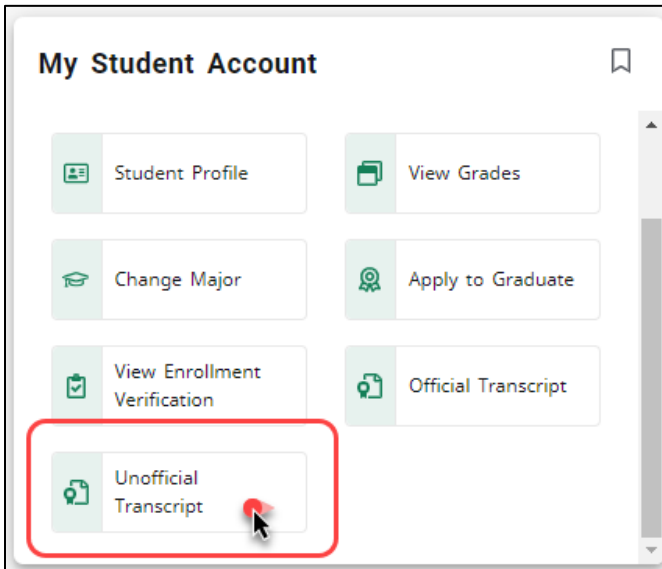


Viewing and Printing Unofficial Transcripts

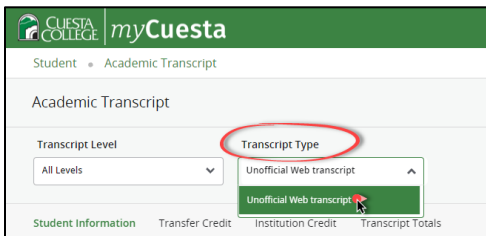
1. Login to [myCuesta](#) using your Cuesta username and password
Forgot username?- email support@my.cuesta.edu. Forgot password?- [Change your password](#)



2. Locate the My Student Account card and select Unofficial Transcript.



3. Select Unofficial Web Transcript for the Transcript Type to view your unofficial transcript



4. To print your transcripts, use CTRL+P on a PC or Command+P on a Mac